



Utilization of Sapwood Waste of Fast-Growing Teak in Activated Carbon Production and Its Adsorption Properties

Johanes Pramana Gentur SUTAPA^{1†} · Ganis LUKMANDARU¹ · Sigit SUNARTA¹ · Rini PUJIARTI¹ ·
Denny IRAWATI¹ · Rizki ARISANDI¹ · Riska DWIYANNA¹ · Robertus Danu PRIYAMBODO²

ABSTRACT

The sapwood portion of fast-growing teak is mostly ignored due to its inferior quality. One of the possibilities for utilizing sapwood waste is to convert it into activated carbon that has good adsorption capabilities. The raw materials used in this research were sapwood of 14-year-old fast-growing teak sapwood (FTS) waste, which was taken from three trees from community forests in Wonosari, Gunungkidul, Yogyakarta Special Region. FTS waste was taken from the bottom of the tree up to a height of 1.3 m. The activation process is conducted with an activation temperature of 750°C, 850°C, and 950°C. The heating duration consists of three variations: 30 min, 60 min, and 90 min. The quality evaluation parameters of activated carbon include yield, moisture content, volatile matter content, ash content, fixed carbon content, adsorption capacity of benzene, adsorption capacity of methylene blue, and adsorption capacity of iodine. The results showed that the activated carbon produced had the following quality parameters: yield of 75.61%; moisture content of 1.27%; volatile matter content of 9.98%; ash content of 5.43%; fixed carbon content of 84.58%; benzene absorption capacity of 8.58%; methylene blue absorption capacity of 87.73 mg/g; and iodine adsorption capacity of 948.19 mg/g. It can be concluded that activated carbon from FTS waste has good iodine adsorption, which fulfilled the SNI 06-3730-1995 quality standard. Due to the iodine adsorption ability of FTS waste activated carbon, the conversion of FTS waste to activated carbon is categorized as a potential method to increase the value of this material.

Keywords: fast growing teak, sapwood, waste, activated carbon, adsorption

1. INTRODUCTION

Indonesia has conducted genetic experiments since 1983 to increase timber production (Seta *et al.*, 2023). One of their most productive studies is the production of the fast-growing “Biotrop Teak.” In comparison with conventional teak, the fast-growing teak will have double the diameter at the same age (Rakhmawati, 2019).

Teak is considered a very important wood in Indonesia due to its high-quality with fancy decoration and durability, especially that of wood from old trees (Savero *et al.*, 2020). Several people use teak wood because it has a beautiful pattern and luxurious golden-brown color, is easy to work with, and has natural durability that makes it resistant to wood-destroying organisms. The advantages of teak wood also led to it being favored by

Date Received October 20, 2023; Date Revised November 16, 2023; Date Accepted January 16, 2024; Published March 25, 2024

¹ Department of Forest Product Technology, Faculty of Forestry, Universitas Gadjah Mada, Yogyakarta 55281, Indonesia

² Alumni of Faculty of Forestry, Universitas Gadjah Mada, Yogyakarta 55281, Indonesia

[†] Corresponding author: Johanes Pramana Gentur SUTAPA (e-mail: jpgentursutapa@ugm.ac.id, <https://orcid.org/0009-0000-4689-1177>)

© Copyright 2024 The Korean Society of Wood Science & Technology. This is an Open-Access article distributed under the terms of the Creative Commons Attribution Non-Commercial License (<http://creativecommons.org/licenses/by-nc/4.0/>) which permits unrestricted non-commercial use, distribution, and reproduction in any medium, provided the original work is properly cited.

national and international markets for a variety of uses (Lukmandaru and Sayudha, 2011). Due to the high demand of teak wood and several material-related flaws, various studies have been conducted in Indonesia to shorten the cutting rotation time and maintain the quality of teak wood. On the other hand, utilization of sapwood to increase its value is very rare and has not been developed.

The sapwood part of the wood product of fast-growing teak is mostly ignored, due to its inferior quality. Sapwood cells are assumed to be more dominated by nutrients such as sugar compounds or glycosides, so their durability is lacking (Lukmandaru *et al.*, 2012). Sapwood is less preferred because it has lower durability than that of heartwood (Darwis *et al.*, 2005). Sapwood has less extractive content than heartwood (Berrocal *et al.*, 2020); thus, a higher proportion of heartwood is more desirable than a higher proportion of sapwood in the timber industry (Tewari and Mariswamy, 2013). Sapwood waste has potential to become raw materials of activated carbon. Sapwood waste can be used as a new resource for the production of different materials for creating new economic products. It can also be utilized in various wood industries because it consists of cellulose, hemicellulose, and lignin (Hwang *et al.*, 2021; Ju *et al.*, 2020; Setiawan *et al.*, 2023). The production of charcoal and activated carbon is thought to have increased due to the increased use of fossil fuel and its impact (Kwon *et al.*, 2018).

Activated carbon is charcoal which can be produced by either chemical or physical treatment (Pari *et al.*, 2005). Activated carbon has a large surface area which contributes to its high adsorption capacity for pollutants and dirt (Aini *et al.*, 2021). Furthermore, activated carbon has high adsorption for anions, cations, and molecules in the form of organic and inorganic compounds (Lubis, 2021). Prior literature documented that activated carbon has been used since the prehistoric age and plays an important role in various utilizations (Dungani *et al.*,

2022). On an industrial scale, activated carbon is generally used for adsorbents, liquid and gas separators, and catalyst support materials (Sadir *et al.*, 2022). Carbonization temperature would be a very important aspect in assessing the quality of charcoal (Park *et al.*, 2018). Prior research documented that the quality of activated carbon is influenced by the activation temperature, which ranges from 500°C to 1,000°C and that the best iodine adsorption was achieved with an activation temperature of 700°C to 1,000°C (Idrus *et al.*, 2013). Another study documented that the heating duration is also used to determine the quality of activated carbon (Hartoyo, 1988). Therefore, in this research, the authors would like to investigate the quality of activated carbon from fast-growing teak sapwood (FTS) waste. Based on previous research, this study aims to investigate the effect of activation temperatures of 750°C, 850°C, and 950°C and heating durations of 30 min, 60 min, and 90 min. Finally, the quality properties of FTS activated carbon will be compared to the Indonesian activated carbon quality standard (SNI 06-3730-1995; Badan Standardisasi Nasional, 1995).

2. MATERIALS and METHODS

The study aimed to evaluate the influence of activation temperature and heating duration on the adsorption properties of FTS activated charcoal. The activation temperature consisted of three temperature variations: 750°C, 850°C, and 950°C. The heating duration consisted of three variations: 30 min, 60 min, and 90 min. Furthermore, the data obtained were statistically analyzed.

2.1. Materials

The raw materials used in this research were sapwood of 14-year-old FTS waste taken from three trees from community forests in Wonosari, Gunungkidul, Yogyakarta Special Region. FTS waste was taken from

the bottom of the tree up to 1.3 m height. Sapwood chips with a thickness of 0.5–0.9 cm and 8–10 cm length were then formed by separation (Fig. 1). The chips were then air-dried to a moisture content (MC) of 10%–15%.

Chemical materials consist of sodium thiosulfate ($\text{Na}_2\text{S}_2\text{O}_3$), sodium hydrogen carbonate (NaHCO_3), potassium iodide (KI), benzene (C_6H_6), distilled water, methylene blue, starch indicator.

2.2. Equipment

The research equipment included a furnace (FB 1410M-33, single setpoint with a capacity of 2.1 L, power consumption of 1,520 W, temperature range of 100°C to 1,100°C, temperature stability of ± 5.0 at 1,000°C, and electrical requirements of 240 V 50/60 Hz), oven (memmert UN 55, power consumption 2,000 W, electrical requirement 230 V 50/60 Hz), scale (Ohaus PAJ 2003), hot plate (Shindo 188CT, power consumption 200 W, electrical requirement 240 V), spectrophotometer (WP S800+, electrical requirement 90–265 V, 50/60 Hz), magnetic stirrer, pipette, filter paper, porcelain cup, mesh-screen, desiccator, beaker glass, and burette.




Fig. 1. Raw material from fast-growing teak sapwood waste. (a) Disk of fast-growing teak, (b) sapwood chips of FTS. FTS: fast-growing teak sapwood.

2.3. Methods

2.3.1. Carbonization of fast-growing teak sapwood waste

The carbonization process is conducted by electric retort with a temperature of 500°C for 4 hours. The carbonized charcoal is grounded into charcoal powder and followed by filtering through a 10-mm mesh-screen then stuck on the size of 20 mesh.

2.3.2. Activated carbon preparation of fast-growing teak sapwood waste

Twenty-three grams of FTS waste charcoal was put into a porcelain cup before being thermally activated in the furnace.

2.3.3. Quality evaluation parameters

The quality evaluation parameters of activated carbon include yield, MC, volatile matter content (VMC), ash content (ASH), fixed carbon content (FC), adsorption capacity of benzene (ACB), adsorption capacity of methylene blue (ACM), and adsorption capacity of iodine (ACI).

2.3.3.1. Yield

Yield was determined by activated carbon produced after the activation process. Yield was calculated using the following formula:

$$\text{Yield (\%)} = \frac{W_2}{W_1} \times 100 \% \quad (1)$$

Remark: W_1 , charcoal's weight before activation (g); W_2 , activated carbon's weight (g).

2.3.3.2. Moisture content

MC is the amount of water in activated carbon. The procedure for calculating the MC was done following ASTM D1762-84 (ASTM, 2007). Activated carbon (2 g)

as the initial weight sample was dried in the oven at a temperature of $103 \pm 2^\circ\text{C}$ and weighed every two hours until it reached a constant weight. MC was calculated with the following formula:

$$\text{MC (\%)} = \frac{(W_1 - W_2)}{W_1} \times 100 \% \quad (2)$$

Remark: W_1 , initial sample's weight (g); W_2 , sample's weight after heating (g).

2.3.3.3. Volatile matter content

VMC is the amount of volatile content in activated carbon. The procedure for calculating the VMC was carried out following the ASTM D1762-84 (ASTM, 2007) standard and done by heating the sample in a furnace until a temperature of 950°C was reached. VMC was calculated with the following formula:

$$\text{WL (\%)} = \frac{(W_1 - W_2)}{W_1} \times 100 \% \quad (3)$$

$$\text{VMC (\%)} = \text{WL (\%)} - \text{MC (\%)} \quad (4)$$

Remark: WL, weight loss; W_1 , sample's weight (g); W_2 , sample's weight after heating (g).

2.3.3.4. Ash content

ASH is the amount of ash in activated carbon. The procedure for calculating ASH was conducted following the ASTM D1762-84 (ASTM, 2007), by heating the sample in a furnace at a temperature of 750°C for 6 hours. ASH was calculated with the following formula:

$$\text{ASH (\%)} = \frac{W_2}{W_1} \times 100 \% \quad (5)$$

Remark: W_1 , sample's weight (g); W_2 , sample's weight after heating (g).

2.3.3.5. Fixed carbon content

FC is the amount of carbon after the activation process. The procedure for calculating the FC was conducted following the ASTM D3172-89 (ASTM, 2002) and using the following formula:

$$\begin{aligned} \text{Fixed carbon content (\%)} = & 100\% - \\ & [\text{Moisture content (\%)} + \text{Volatile matter content (\%)} \\ & + \text{Ash content (\%)}] \end{aligned} \quad (6)$$

2.3.3.6. Adsorption capacity of benzene

ACB is the amount of benzene which is adsorbed by activated carbon. The procedure for calculating the ACB was carried out following the SNI 06-3730-1995. One gram of activated carbon (passed 60 mesh) was left in a desiccator saturated with benzene vapor for 24 hours. ACB was calculated with the following formula:

$$\text{ACB (\%)} = \frac{(W_2 - W_1)}{W_1} \times 100 \% \quad (7)$$

Remark: W_1 , sample's weight before benzene adsorption (g); W_2 , sample's weight after benzene adsorption (g).

2.3.3.7. Adsorption capacity of methylene blue

ACM is the amount of methylene blue which is adsorbed by activated carbon. The procedure for calculating the ACM was carried out following the SNI 06-3730-1995. Briefly, 0.2 grams of activated carbon with a pass size of 320 mesh was then mixed with 25 mL of 1,200 ppm methylene blue by shaking for 45 minutes, then filtered, and then left for 24 hours. Then, 10 mL was taken for measuring the methylene blue concentration resulting from the adsorption of activated carbon using a spectrophotometer at a wavelength of 665 nm.

ACM was calculated with the following formula:

$$\text{ACM (mg/g)} = \frac{(1,200 \times 0.025) - (C \times 0.025) \times F_p}{B} \quad (8)$$

Remark: C, blue methylene concentration; Fp, dilution factor; B, sample's weight (g).

2.3.3.8. Adsorption capacity of iodine

ACI is the amount of iodine which is adsorbed by activated carbon. The procedure for calculating ACI was carried out following the SNI 06-3730-1995. The iodine solution resulting from the reaction of 25 g of KI and 30 mL of distilled water was stirred for 15 min, then diluted to 1,000 mL with distilled water. A sodium thiosulfate (Na₂S₂O₃) solution was made by reacting 24.8 g of sodium thiosulfate with 0.2 g of sodium hydrogen carbonate (NaHCO₃). Then, 200 mL of distilled water was added and the mixture was stirred for 15 min and diluted to 1,000 mL with distilled water. After, 0.5 grams of activated charcoal with a passing size of 320 mesh was mixed with 25 mL of iodine (I₂) by shaking for 30 min then filtered and left for 24 hours. Next, the filtered iodine solution was titrated using sodium thiosulfate (Na₂S₂O₃) in a solution of iodine (I₂) resulting from the absorption of activated carbon with a starch indicator. ACI was calculated with the following formula.

$$\text{ACI (mg/g)} = \frac{10 - \frac{V \times N}{0.1}}{W} \times 12.96 \times 5 \quad (9)$$

Remark: V, sodium thiosulfate solution required; N, sodium thiosulfate normality; W, sample's weight; 12.69, amount of I₂ (Iodine) in the solution of 1 mL 0.1 N sodium thiosulfate.

3. RESULTS and DISCUSSION

3.1. Sapwood of fast-growing teak waste characteristic

Fast growing teak sapwood is yellowish brown, and lighter in color than heartwood (Fig. 1). For the local furniture industries, a high percentage of sapwood is less desirable than trees with a high percentage of heartwood. Due to its inferior quality, sapwood is categorized as waste in several cases. However prior studies documented that a higher proportion of sapwood gives the advantage of being easy to preserve because preservatives easily penetrate sapwood (Oteng-Amoako, 2004). The penetration ability of preservatives indicates that sapwood has more open pores than heartwood. This is because the extractive material closes the pores in heartwood (Gartner and Meinzer, 2005). This porous part of wood is in accordance with sapwood function for tree transpiration (Gartner, 1995). Utilization of this FTS waste for activated carbon is one solution that could increase the added value of the wood.

3.2. Characteristics of activated carbon of fast-growing teak sapwood waste

The quality parameters used to analyze the characteristics of activated carbon from FTS waste included MC, VMC, ASH, FC, the ACB, the ACM, and the ACI. Data from the analysis of activated carbon from FTS waste was compared to that reported in SNI 06-3730-1995.

3.2.1. Yield

The results showed that the yield value in this study tends to decrease along with the increase in temperature and heating duration (Fig. 2). From the activation process, the average activated carbon yield obtained was 75.94% (Table 1). This result is in accordance with earlier research findings that increasing heating duration caused decreasing yield value (Jun, 2010; Malik and Syech, 2013). Compared to other research, the activated carbon yields in this study are higher than that reported on activated carbon from teak wood sawdust (35.66%). This trend is in accordance with previous findings that

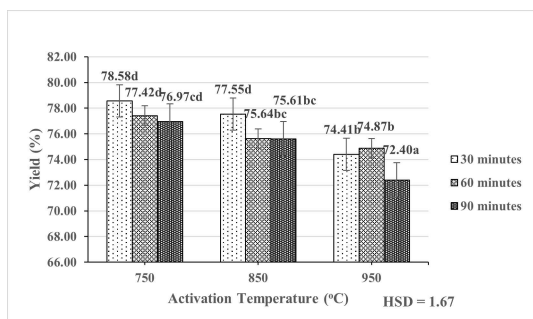


Fig. 2. Yield of FTS waste activated carbon (%). ^{a-d} Groups in the homogeneous subset. HSD: honestly significant difference, FTS: fast-growing teak sapwood.

Table 1. The yield of FTS waste activated carbon

Treatment		Yield (%)
Temperature (°C)	Heating duration (min)	
750	30	78.58
	60	77.42
	90	76.97
850	30	77.55
	60	75.64
	90	75.61
950	30	74.41
	60	74.87
	90	72.40
Average		75.94

FTS: fast-growing teak sapwood.

increasing activation temperature tends to decrease activated carbon yield (Komarayati *et al.*, 1997). However, this activated carbon yield value is lower than that reported for the activated carbon yield of teak sawdust using chemical activation (89.63%) as reported by Erawati and Afifah (2019). Decreasing yield of activated carbon is caused by initial VMC that can be easily removed with higher temperatures in the activation

process (Chandra *et al.*, 2009). This occurs as a result of the higher temperature which causes a faster rate of reaction between carbon and water vapor, resulting in the conversion of carbon into H₂O and CO₂ so that the remaining carbon was less (Sudradjat *et al.*, 2005). Based on the yield of FTS waste to charcoal (35.5%) and yield of charcoal to activated carbon (75.94%), it was found that 1,000 kg of FTS waste can be converted to 262.5 kg activated carbon. This result is in accordance with the findings of Priyambodo (2023).

3.2.2. Moisture content of activated carbon of fast-growing teak sapwood waste

The MC of activated carbon of FTS waste ranged between 0.99% and 1.26% (Table 2). The highest MC (1.26%) was produced by activated carbon with an activation temperature of 850°C and heating duration of 30 min, whereas the lowest MC (0.99%) was obtained by activated carbon with an activation temperature of 850°C and heating duration of 60 min (Fig. 3). The highest iodine adsorption of activated carbon in this research has a MC of 1.27%. This MC is lower than that reported in other studies for the activated carbon of ketapang seed shells (8.06%). Furthermore, the MC of FTS waste is also lower than that of teak sawdust (3.70%) reported by Nusratullah and Aminah (2020), and 7.40% reported by Ismadji *et al.* (2005). This MC is also lower than that obtained for durian shell at 11.27% (Jun, 2010) and iroko wood at 7.32% (Onwumelu, 2022). The MC affects the ability of activated carbon to adsorb liquids and gases. The amount of water that covers the pores depends on the MC, that is, a lower MC indicates less water covering the pores (Imawati and Adhityawarman, 2015). Therefore, a greater number of pores increases the surface area of activated carbon, which subsequently increases adsorption capacity. The result showed that the MC of the activated carbon of FTS waste at activation temperatures of 750°C, 850°C, and 950°C and with heating durations at 30 min, 60 min, and 90 min, ranged

Table 2. Proximate properties of FTS waste activated carbon

Treatment		MC (%)	VMC (%)	ASH (%)	FC (%)
Temperature (°C)	Heating duration (min)				
750	30	1.02	13.60	4.67	81.73
	60	1.06	11.78	4.81	83.41
	90	1.02	10.35	4.74	84.91
850	30	1.14	9.67	5.37	84.95
	60	1.00	9.55	5.29	85.15
	90	1.27	9.98	5.43	84.58
950	30	1.20	10.22	6.43	83.35
	60	1.13	10.35	6.29	83.36
	90	1.13	9.97	6.10	83.93
Average		1.11	10.61	5.46	83.93
SNI 06-3730-1995		≤ 15	≤ 25	≤ 10	≥ 65

FTS: fast-growing teak sapwood, MC: moisture content, VMC: volatile matter content, ASH: ash content, FC: fixed carbon content.

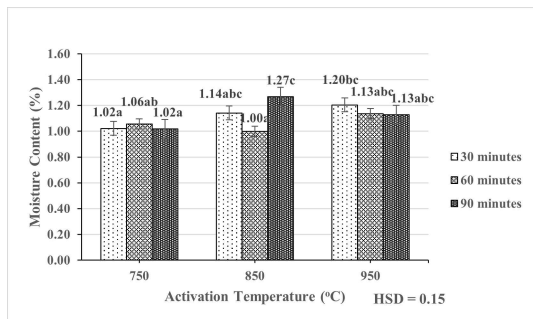


Fig. 3. The moisture content of FTS waste activated carbon (%). ^{a-c} Groups in the homogeneous subset. HSD: honestly significant difference, FTS: fast-growing teak sapwood.

from 0.99% to 1.26%; this result already fulfilled the SNI standard ($\leq 15\%$). The produced activated carbon of FTS waste showed that its MC increases with increasing carbon activation temperature and heating duration. This result is in accordance with other activated research results on coconut shells, which reported that higher temperature and longer heating duration will

increase MC (Jamilatun *et al.*, 2014; Surest *et al.*, 2010).

3.2.3. Volatile matter content of the activated carbon of fast-growing teak sapwood waste

The VMC of activated carbon of FTS waste ranges between 9.55% and 13.60% (Table 2). Table 3 shows the significant interaction between activation temperature and heating duration at the 5% test level. The highest iodine adsorption of activated carbon had a VMC of 9.98%. This number is higher than that of activated carbon of teak sawdust at 7.83% (Komarayati *et al.*, 1997) and palm oil shell of 3%. VMC tends to decrease with increasing activation temperature and heating duration (Fig. 4). This result is in line with the trend that increasing activated temperatures were followed by decreasing VMC (Hartanto and Ratnawati, 2010). On the other hand, the volatile matter in this study is lower than that of the activated carbon of iroko wood at 19.01% (Onwumelu, 2022). The low VMC is caused by

Table 3. Variance analysis of FTS waste activated carbon properties

Source	DF	Yield	Proximate properties				Adsorption properties		
			MC	VMC	ASH	FC	ACB	ACM	ACI
Activation temperature (A)	2	*	*	*	*	*	*	*	*
Heating duration (B)	2	*	*	*	NS	*	NS	*	*
A × B	4	*	*	*	NS	*	NS	*	*
Error	36								
Total	44								

NS: non-significant ($p > 0.05$); *: significant ($p < 0.05$).

FTS: fast-growing teak sapwood, DF: degree of freedom, MC: moisture content, VMC: volatile matter content, ASH: ash content, FC: fixed carbon content, ACB: adsorption capacity of benzene, ACM: adsorption capacity of methylene blue, ACI: adsorption capacity of iodine.

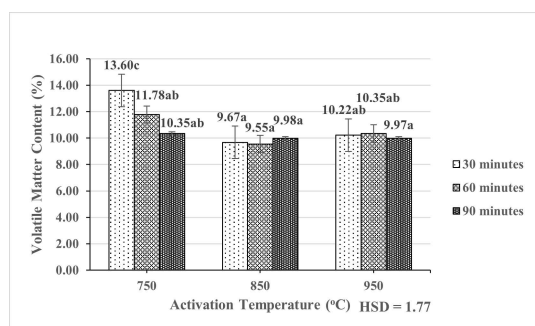


Fig. 4. Volatile matter content of FTS waste activated carbon (%). ^{a-c} Groups in the homogeneous subset. HSD: honestly significant difference, FTS: fast-growing teak sapwood.

the reaction of sulfur and nitrogen with hot water vapor (Hendra and Pari, 1999). A large amount of volatile matter is removed sequentially from the materials during pyrolysis when the pyrolysis temperature is elevated from 700°C to 900°C (Danish and Ahmad, 2018). A high number of VMC values are affected by the attachment of non-carbon compounds to the surface of the activated carbon, which reduces the adsorption capacity of activated carbon (Suherman *et al.*, 2021). The lower content of volatile matter due to materials such as CO₂, CO, CH₄, and H₂ came out during the activation process

(Hendra and Pari, 1999). Ju *et al.* (2020) emphasized that the lower VMCs of the carbonized samples are caused by the removal of volatile compounds in the form of gases during the carbonization process. VMC of activated carbon of FTS waste at 750°C, 850°C, and 950°C for heating duration at 30 min, 60 min, and 90 min ranged from 9.55% to 13.60%; this result already fulfilled the SNI quality standard ($\leq 25\%$).

3.2.4. Ash content of activated carbon of fast-growing teak sapwood waste

Investigation of the ASH of activated carbon aims to determine the amount of minerals contained in activated carbon that have no calorific value (Suherman *et al.*, 2021). The ASH of activated carbon of FTS waste ranged between 4.67%–6.43% (Table 2). The results showed that activation temperature provides significant differences of ASH at the 5% test level (Table 3).

The highest iodine adsorption activated carbon obtained has an ASH of 5.43%, this number is higher than that of the activated carbon of teak sawdust at 1.95% (Ismadji *et al.*, 2005; Nusratullah and Aminah, 2020). Furthermore, this is also higher than the ASH of activated carbon of acacia stump at 4.22% (Aprianis, 2012),

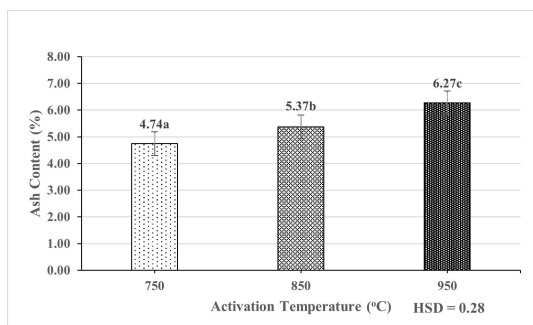


Fig. 5. Ash content of FTS waste activated carbon (%). ^{a-c} Groups in the homogeneous subset. HSD: honestly significant difference, FTS: fast-growing teak sapwood.

ASH of durian shell (4.84%; Jun, 2010), and activated carbon of iroko wood (5.42%; Onwumelu, 2022). The ASH of FTS waste activated carbon tends to rise with an increase in activation temperature (Fig. 5). Higher temperature activation results in higher ASH obtained due to the influence of the oxidation process, which the ASH affects the adsorption capacity of activated carbon both in gas and solution (Jamilatun *et al.*, 2014). The remaining minerals block activated carbon pores which affects the adsorption process (Imawati and Adhitiyawarman, 2015). The ASH of activated carbon of FTS waste at 750°C, 850°C, and 950°C for heating durations at 30, 60, 90 min ranged from 4.67% to 6.43%; this result fulfilled the SNI standard ($\leq 10\%$).

3.2.5. Fixed carbon content of activated carbon of fast-growing teak sapwood waste

The FC is defined as the carbon fraction (C) contained in materials; that is, what remains after the water, ash, and volatile substances are removed (Cahyani *et al.*, 2023). The results showed that the FC of FTS waste ranges between 81.73%–85.15% (Table 2). There was a significant interaction between the activation temperature and heating duration at the 5% test level (Table 3).

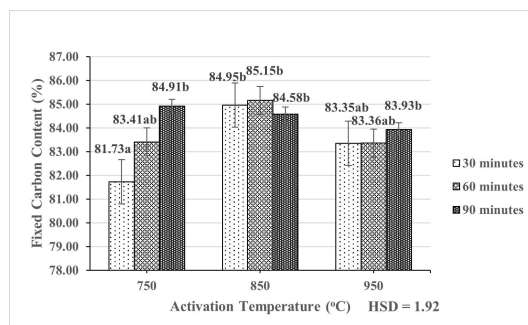


Fig. 6. Fixed carbon content of FTS waste activated carbon (%). ^{a,b} Groups in the homogeneous subset. HSD: honestly significant difference, FTS: fast-growing teak sapwood.

The highest iodine adsorption activated carbon in this research has a FC of 84.58%. This is higher than that of the activated carbon of iroko wood (29.25%; Onwumelu, 2022) and teak sawdust (28.9%; Ismadji *et al.*, 2005). However, the FC was slightly lower than that of the activated carbon of stump acacia at 88.41% (Aprianis, 2012). The FC of FTS tends to rise in line with the increasing heating duration (Fig. 6). FC is strongly influenced by VMC and ASH which lowers VMC and ASH, resulting in higher FC (Hendra and Pari, 1999; Suherman *et al.*, 2021). Furthermore, FC is also influenced by the content of cellulose and lignin that can be converted into carbon atoms during the activation process (Pari *et al.*, 2008). The FC of the activated carbon of FTS waste at 750°C, 850°C, and 950°C for heating durations at 30 min, 60 min, and 90 min fulfilled the SNI quality standard ($\geq 65\%$).

3.2.6. Adsorption capacity of benzene of activated carbon from fast-growing teak sapwood waste

The ACB determines the ability of active carbon to adsorb gases. The activated carbon of FTS waste ACB ranges between 8.26%–9.15% (Table 4). Activation temperature has a significant influence on the ACB at the

Table 4. Adsorption properties of FTS waste activated carbon

Treatment		ACB (%)	ACM (mg/g)	ACI (mg/g)
Temperature (°C)	Heating duration (min)			
750	30	8.47	96.67	778.54
	60	8.26	80.79	702.63
	90	8.58	74.16	783.33
850	30	8.67	79.93	836.74
	60	8.45	72.34	729.95
	90	8.58	87.73	948.19
950	30	9.03	79.62	813.42
	60	8.85	83.10	813.65
	90	9.15	100.23	864.56
Average		8.67	83.84	807.89
SNI 06-3730-1995		≥ 25	≥ 120	≥ 750

FTS: fast-growing teak sapwood, ACB: adsorption capacity of benzene, ACM: adsorption capacity of methylene blue, ACI: adsorption capacity of iodine.

5% test level (Table 3). It was shown that the ACB tends to rise along with the increase in temperature activation (Fig. 7). The average ACB (8.67%) of FTS waste activated carbon is lower than the activated carbon of teak wood sawdust at 38.85% (Erawati and Afifah, 2019). The ACB FTS waste activated carbon is also lower than that of activated carbon from bagasse at

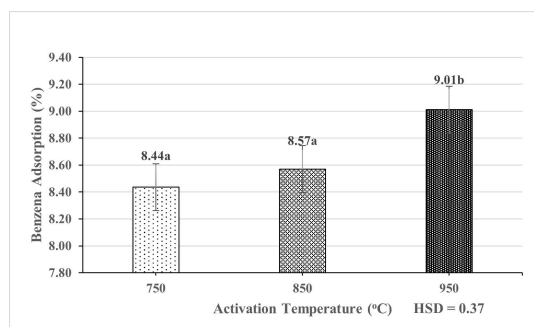


Fig. 7. Benzene adsorption of FTS waste activated carbon (%). ^{a,b} Groups in the homogeneous subset. HSD: honestly significant difference, FTS: fast-growing teak sapwood.

13.40% (Sujarwo, 2009). Hendra and Pari (1999) reported that the low ACB is caused by activated carbon pores that still contain many non-carbon compounds attached to the surface. However, the high adsorption of activated carbon to benzene describes the surface of the activated carbon is more non-polar, which has higher capacity to adsorb non-polar solvents but lower in adsorbing polar solvents (Pari *et al.*, 2008). The ACB of activated carbon of FTS waste at 750°C, 850°C, and 950°C and heating durations of 30 min, 60 min, and 90 min ranged from 8.26% to 9.15%, which does not comply to the SNI quality standard ($\geq 25\%$).

3.2.7. Adsorption capacity of methylene blue of activated carbon from fast-growing teak sapwood waste

The identification of the ACM aims to determine the ability of activated carbon in colored liquids. The amount of methylene blue adsorbed indicates the adsorptive capacity of carbon to larger molecules (Noszko *et al.*,

1984). Methylene blue is a dye which can be used as a model for visible pollution and as an indicator of microporosity, hence its adsorption is frequently used to evaluate adsorbents quality (Bestani *et al.*, 2008). The results showed that activated carbon of FTS waste adsorption to methylene blue ranges between 72.34 mg/g–100.23 mg/g (Table 4). There was a significant interaction between activation temperature and heating duration at the 5% test level (Table 3). The average ACM of FTS waste activated carbon is 83.84 mg/g. This ACM is higher than that reported by Yusop *et al.* (2022) for the activated carbon of teak wood waste (66.69 mg/g). However, the ACM is lower than the prior work on gunitir-activated carbon of 199.93 mg/g (Sahara *et al.*, 2017) and adsorption capacity of bagasse (121.91 mg/g–124.80 mg/g; Sujarwo, 2009) and activated carbon of bamboo (183.3 mg/g; Liu *et al.*, 2010). The lower ACM of FTS waste activated carbon indicates that the formed pores is not effective at adsorbing molecules with more than 1.5 nm dimension. The pore size of activated carbon affects the adsorption mechanism of methylene blue (Duy Nguyen, 2019). The ability of activated carbon to adsorb methylene blue shows the number of micropores formed during the activation process (Imawati and Adhitiyawarman, 2015). The adsorption of activated carbon of FTS waste to methylene blue tends to rise with

an increase in temperature activation and heating duration (Fig. 8). The ACM of activated carbon of FTS waste at 750°C, 850°C, and 950°C for heating duration at 30, 60, and 90 min ranged from 72.34 mg/g to 100.23 mg/g; this does not comply with the SNI quality standard (≥ 120 mg/g).

3.2.8. Adsorption capacity of iodine of activated carbon from fast-growing teak sapwood waste

The ability of an adsorbent to remove colors can be estimated through the adsorption of iodine from aqueous solutions using the iodine number determination test (Bestani *et al.*, 2008). Therefore, the identification of the adsorption capacity of activated carbon against iodine aims to determine the ability of activated carbon to absorb a colored solution. The results showed that the ability of FTS waste activated carbon adsorption of iodine ranged between 702.62 mg/g–948.18 mg/g (Table 4). The data and analysis of the variance of the ACI of FTS waste activated carbon showed a significant interaction between activation temperature and heating duration at the 5% test level (Table 3). The highest activated carbon ACI (948.19 mg/g) was higher than that of sawn teak-activated carbon, at 837 mg/g (Erawati and Afifah, 2019); the activated carbon content in palm oil fronds (888.55 mg/g; Maulina *et al.*, 2020) was lower than that in bagasse (1,036.18 mg/g; Sujarwo, 2009). Adsorbents with a high iodine number can be utilized for adsorbing small amounts of substance because they have a large potential surface area (Noszko *et al.*, 1984).

This research showed that the iodine adsorption capacity of FTS waste activated carbon tends to increase with increasing activation temperature and heating duration (Fig. 9). Prior research reported that increasing the heating duration will increase the iodine adsorption until the optimum time is reached (Hudaya and Hartoyo, 1990). Moreover, increasing the activation temperature will increase the iodine adsorption of activated carbon

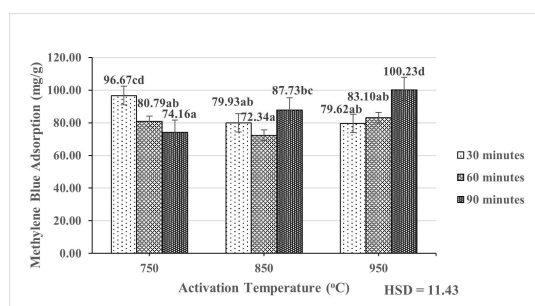


Fig. 8. Methylene blue adsorption of FTS waste activated carbon (%). ^{a-d} Groups in the homogeneous subset. HSD: honestly significant difference, FTS: fast-growing teak sapwood.

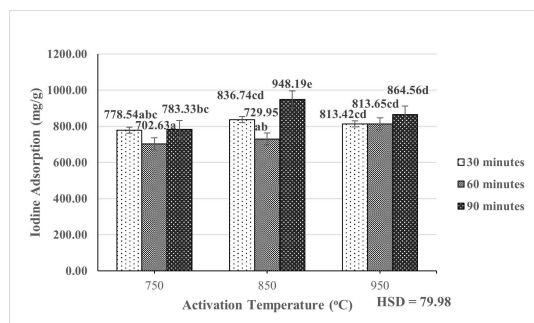


Fig. 9. Iodine adsorption of FTS waste activated carbon (%). ^{a-c} Groups in the homogeneous subset. HSD: honestly significant difference, FTS: fast-growing teak sapwood.

(Hudaya and Hartoyo, 1990).

The iodine adsorption capacity of activated carbon depends on the surface area of the activated carbon and the adsorption process is related to the number of micropores (Hartanto and Ratnawati, 2010); therefore, the number of micropores formed affects the level of iodine adsorption of activated carbon (Imawati and Adhitiyawarman, 2015). Furthermore, during the activation process the bond between C and H is completely released, so that there is a shift in the crystallite carbon plate to form new pores and develop pores that have been formed so that the capacity of activated carbon adsorption to iodine indicates the number of micropore structures formed (Hendra and Pari, 1999). The formation of more micropores reflects an increase in the surface area of activated, which also increases the iodine adsorption capacity of activated carbon. The ability to adsorb iodine of activated carbon indicates that activated carbon is a suitable material in wastewater treatment. A higher adsorption capacity of activated carbon for iodine can adsorb or remove pollutants in wastewater (Etris and Ekawati, 2022). Due to its iodine adsorption capacity, FTS waste activated carbon could be categorized as a potential material which can be further developed as an absorbent. The average iodine adsorption capacity of activated carbon of FTS waste was 807.89 mg/g and the

highest was 948.19 mg/g, which was obtained using an activation temperature of 850°C and heating duration of 90 min. This result complies with the SNI quality standard (≥ 750 mg/g).

4. CONCLUSIONS

Based on the characteristics of FTS waste activated carbon, especially the ACI, FTS waste is categorized as a potential raw material for activated carbon production. From this research, it is concluded that the best quality of FTS waste activated carbon was obtained from the combination of an activation temperature of 850°C and a heating duration of 90 min. The activated carbon produced has the following quality parameters: yield of 75.61%; MC of 1.27%; VMC of 9.98%; ASH of 5.43%; FC of 84.58%; benzene absorption capacity of 8.58%; methylene blue absorption capacity of 87.73 mg/g; iodine adsorption capacity of 948.19 mg/g. Due to the ability of FTS waste activated carbon to adsorb iodine, the conversion of FTS waste to activated carbon is categorized as a potential method to increase the value of FTS waste.

CONFLICT of INTEREST

No potential conflict of interest relevant to this article was reported.

ACKNOWLEDGMENT

This research was assisted by PT Lintang Jati Kencana and the Laboratory of Biomaterial Conversion, of the Faculty of Forestry, Universitas Gadjah Mada, Yogyakarta, Indonesia.

REFERENCES

Aini, N.N., Lisminingsih, R.D., Laili, S. 2021. Coconut

- shell active charcoal (*Cocos nucifera*) as adsorbent. *Journal Sains Alami* 4(1): 47-53.
- American Society for Testing and Materials [ASTM]. 2002. Standard Practice for Proximate Analysis of Coal and Coke. ASTM D3172-89. ASTM International, West Conshohocken, PA, USA.
- American Society for Testing and Materials [ASTM]. 2007. Standard Test Method for Chemical Analysis of Wood Charcoal. ASTM D1762-84. ASTM International, West Conshohocken, PA, USA.
- Aprianis, Y. 2012. Characteristics of activated charcoal from *Acacia crassicarpa* stump. *Jurnal Penelitian Hasil Hutan* 30(4): 261-268.
- Badan Standardisasi Nasional. 1995. Arang Aktif Teknis. SNI 06-3730-1995. Badan Standardisasi Nasional, Jakarta, Indonesia.
- Berrocal, A., Gaitan-Alvarez, J., Moya, R., Fernández-Sólis, D., Ortiz-Malavassi, E. 2020. Development of heartwood, sapwood, bark, pith and specific gravity of teak (*Tectona grandis*) in fast-growing plantations in Costa Rica. *Journal of Forestry Research* 31: 667-676.
- Bestani, B., Benderdouche, N., Benstaali, B., Belhakem, M., Addou, A. 2008. Methylene blue and iodine adsorption onto an activated desert plant. *Bioresource Technology* 99(17): 8441-8444.
- Cahyani, N., Yunianti, A.D., Suhasman, Pangestu, K.T.P., Pari, G. 2023. Characteristics of bio pellets from spent coffee grounds and pinewood charcoal based on composition and grinding method. *Journal of the Korean Wood Science and Technology* 51(1): 23-37.
- Chandra, T.C., Mirna, M.M., Sunarso, J., Sudaryanto, Y., Ismadji, S. 2009. Activated carbon from durian shell: Preparation and characterization. *Journal of the Taiwan Institute of Chemical Engineers* 40(4): 457-462.
- Danish, M., Ahmad, T. 2018. A review on utilization of wood biomass as a sustainable precursor for activated carbon production and application. *Renewable and Sustainable Energy Reviews* 87: 1-21.
- Darwis, A.R., Hartono, R., Hidayat, S.S. 2005. The percentage of heartwood and sapwood and determination of juvenile and mature wood in five age classes of teak (*Tectona grandis* L.f). *Jurnal Ilmu dan Teknologi Kayu Tropis* 3(1): 6-8.
- Dungani, R., Munawar, S.S., Karliati, T., Malik, J., Aditiawati, P. 2022. Study of characterization of activated carbon from coconut shells on various particle scales as filler agent in composite materials. *Journal of the Korean Wood Science and Technology* 50(4): 256-271.
- Duy Nguyen, H., Nguyen Tran, H., Chao, H.P., Lin, C.C. 2019. Activated carbons derived from teak sawdust-hydrochars for efficient removal of methylene blue, copper, and cadmium from aqueous solution. *Water* 11(12): 2581.
- Erawati, E., Afifah, E.F.N. 2019. Production of activated carbon from teak sawdust (*Tectona grandis* L.f). In: Yogyakarta, Indonesia, Proceeding of the 17th University Research Colloquium 2023: Bidang MIPA dan Kesehatan, pp. 97-104.
- Etris, P.H., Ekawati, C.J. 2022. Analysis of iodine adsorption in kepok banana peel activated charcoal (*Musa paradisiaca* Linn). *Oehònis* 5(01): 57-61.
- Gartner, B.L. 1995. *Plant Stems: Physiology and Functional Morphology*. Elsevier, Amsterdam, The Netherlands.
- Gartner, B.L., Meinzer, F.C. 2005. Structure-Function Relationships in Sapwood Water Transport and Storage. In: *Vascular Transport in Plants*, Ed. by Holbrook, N.M. and Zwieniecki, M.A. Academic Press, Cambridge, MA, USA.
- Hartanto, S., Ratnawati, R. 2010. Synthesis of activated carbon from palm oil shell by chemical activation method. *Jurnal Sains Materi Indonesia* 12(1): 12-16.
- Hartoyo, H. 1988. Gasification of charcoal in fluidized bed for manufacturing active carbon. *Jurnal Penelitian Hasil Hutan* 5(1): 17-22.

- Hendra, D., Pari, G. 1999. Production of activated charcoal from empty palm fruit bunches. *Jurnal Penelitian Hasil Hutan* 17(2): 113-122.
- Hudaya, N., Hartoyo, H. 1990. Preparation of activated charcoal from grain shells of forest and farm crops. *Jurnal Penelitian Hasil Hutan* 8(4): 146-149.
- Hwang, U.T., Bae, J., Lee, T., Hwang, S.Y., Kim, J.C., Park, J., Choi, I.G., Kwak, H.W., Hwang, S.W., Yeo, H. 2021. Analysis of carbonization behavior of hydrochar produced by hydrothermal carbonization of lignin and development of a prediction model for carbonization degree using near-infrared spectroscopy. *Journal of the Korean Wood Science and Technology* 49(3): 213-225.
- Idrus, R., Lapanporo, B.P., Putra, Y.S. 2013. Effect of activation temperature on the quality of coconut shell-based activated carbon. *Prisma Fisika* 1(1): 50-55.
- Imawati, A., Adhityawarman. 2015. Maximum adsorption capacity of Pb(II) ions by HCl and H₃PO₄ activated coffee grounds activated charcoal. *Jurnal Kimia Khatulistiwa* 4(2): 50-61.
- Ismadji, S., Sudaryanto, Y., Hartono, S.B., Setiawan, L.E.K., Ayucitra, A. 2005. Activated carbon from char obtained from vacuum pyrolysis of teak sawdust: Pore structure development and characterization. *Bioresource Technology* 96(12): 1364-1369.
- Jamilatun, S., Isparulita, I.D., Putri, E.N. 2014. Characteristics of activated charcoal from coconut shell with H₂SO₄ activation with temperature and time variations. In: Pekanbaru, Indonesia, Simposium Nasional Teknologi Terapan (SNTT).
- Ju, Y.M., Lee, H.W., Kim, A., Jeong, H., Chea, K.S., Lee, J., Ahn, B.J., Lee, S.M. 2020. Characteristics of carbonized biomass produced in a manufacturing process of wood charcoal briquettes using an open hearth kiln. *Journal of the Korean Wood Science and Technology* 48(2): 181-195.
- Jun, T.Y., Arumugam, S.D., Latip, N.H.A., Abdullah, A.M., Latif, P.A. 2010. Effect of activation temperature and heating duration on physical characteristics of activated carbon prepared from agriculture waste. *Environment Asia* 3: 143-148.
- Komarayati, S., Gusmailina, G., Hendra, D. 1997. Making activated charcoal from teak sawdust. *Jurnal Penelitian Hasil Hutan* 15(2): 94-100.
- Kwon, G.J., Kim, A.R., Lee, H.S., Lee, S.H., Hidayat, W., Febrianto, F., Kim, N.H. 2018. Characteristics of white charcoal produced from the charcoal kiln for thermotherapy. *Journal of the Korean Wood Science and Technology* 46(5): 527-540.
- Liu, Q.S., Zheng, T., Li, N., Wang, P., Abulikemu, G. 2010. Modification of bamboo-based activated carbon using microwave radiation and its effects on the adsorption of methylene blue. *Applied Surface Science* 256(10): 3309-3315.
- Lubis, N. 2021. Absorbency of activated charcoal of bamboo and coconut shells as food coloring sold in the market. *Para Pemikir: Jurnal Ilmiah Farmasi* 10(2): 41-46.
- Lukmandaru, G., Sayudha, I.G.N.D. 2011. Extractive composition on juvenile teak wood. In: Sulisty, J., Widyorini, R., Lukmandaru, G., Rofii, M.N., Prasetyo, V.E. (eds), Bogor, Indonesia, Prosiding Seminar Nasional Masyarakat Peneliti Kayu Indonesia (MAPEKI) XIV, pp. 361-366.
- Lukmandaru, G., Vembrianto, K., Gazidy, A.A. 2012. Antioxidant activity of methanol extracts of *Mangifera indica* L., *Mangifera foetida* Lour, and *Mangifera odorata* Griff wood. *Jurnal Ilmu Kehutanan* 6(1): 18-29.
- Malik, U., Syech, R. 2013. Effect of activation time on chemical composition and structure and quality of jelutung sawdust activated charcoal. In: Lampung, Indonesia, Prosiding Semirata FMIPA Universitas Lampung.
- Maulina, S., Handika, G., Iswanto, A.H. 2020. Quality comparison of activated carbon produced from oil

- palm fronds by chemical activation using sodium carbonate versus sodium chloride. *Journal of the Korean Wood Science and Technology* 48(4): 503-512.
- Noszkó, L.H., Bóta, A., Simay, Á., Nagy, L.G. 1984. Preparation of activated carbon from the by-products of agricultural industry. *Periodica Polytechnica Chemical Engineering* 28(3-4): 293-297.
- Nusratullah, N., Aminah, S. 2020. Activated charcoal of teak wood sawdust (*Tectona grandis* L f) as an adsorbent material in refining used cooking oil. *Media Eksakta* 16(1): 40-48.
- Onwumelu, D.C. 2022. A comparative analysis of activated carbons from African Teak (Iroko) wood and coconut shell in palm oil bleaching. *International Journal of Progressive Sciences and Technologies* 32(1): 383-396.
- Oteng-Amoako, A.A. 2004. Making the grade. *ITTO Tropical Forest Update* 14(1): 6-7.
- Pari, G., Hendra, D., Pasaribu, R.A. 2008. Quality improvement of activated charcoal from mangium bark. *Jurnal Penelitian Hasil Hutan* 26(3): 214-227.
- Pari, G., Sofyan, K., Syafii, W., Buchari, B. 2005. The effect of activation time on the chemical structure and quality of activated charcoal of sengon sawdust. *Jurnal Penelitian Hasil Hutan* 23(3): 207-218.
- Park, S.H., Jang, J.H., Wistara, N.J., Hidayat, W., Lee, M., Febrianto, F. 2018. Anatomical and physical properties of Indonesian bamboos carbonized at different temperatures. *Journal of the Korean Wood Science and Technology* 46(6): 656-669.
- Priyambodo, R.D. 2023. Effect of Activation Temperature and Activation Duration on the Quality of Activated Charcoal of Fast-growing Teak Sapwood (*Tectona grandis* Linn.). Universitas Gadjah Mada, Yogyakarta, Indonesia.
- Rakhmawati, A. 2019. Characteristics of Biotrop Teak Wood in Axial and Radial Directions. Institut Pertanian Bogor, Bogor, Indonesia.
- Sadir, M., Hermawan, D., Budiman, I., Pari, G., Sutiawan, J. 2022. Characteristics and pollutant adsorption capacity of activated charcoal made. *Jurnal Penelitian Hasil Hutan* 40(1): 7-18.
- Sahara, E., Dahliani, N.K., Manuaba, I.B.P. 2017. Production and characterization of activated charcoal from gunitir (*Tagetes erecta*) stems with NaOH activator. *Jurnal Kimia* 11(2): 174-180.
- Savero, A.M., Wahyudi, I., Rahayu, I.S., Yuniarti, A.D., Ishiguri, F. 2020. Investigating the anatomical and physical-mechanical properties of the 8-year-old superior teakwood planted in muna island, Indonesia. *Journal of the Korean Wood Science and Technology* 48(5): 618-630.
- Seta, G.W., Hidayati, F., Na'iem, M. 2023. Wood physical and mechanical properties of clonal teak (*Tectona grandis*) stands under different thinning and pruning intensity levels planted in Java, Indonesia. *Journal of the Korean Wood Science and Technology* 51(2): 109-132.
- Setiawan, D., Hidayat, A., Supriyadi, S., Lestari, W. 2023. Environmental ethics policy in Jepara: Optimization of handicraft designs from wood waste in the furniture industry. *Journal of the Korean Wood Science and Technology* 51(5): 392-409.
- Sudomo, M.F.A., Hardiwinoto, S., Indrioko, S., Budiadi, B., Prehaten, D., Wibowo, A. 2021. Growth responses of Perhutani's teak plus plants age 11 years against the intensity of thinning and intercropping (case study at Bkph Begal Kph Ngawi, Perhutani, East Java). *Jurnal Pemuliaan Tanaman Hutan* 15(1): 13-23.
- Sudradjat, R., Tresnawati, D., Setiawan, D. 2005. Production of activated charcoal from *Jatropha* seed shells. *Jurnal Penelitian Hasil Hutan* 23(2): 143-162.
- Suherman, S., Hasanah, M., Ariandi, R., Ilmi, I. 2021. The effect of heating temperature on the characteristics and microstructure of palm oil palm activated carbon. *Jurnal Industri Hasil Perkebunan* 16(1): 1-9.

- Sujarwo, W. 2009. Effect of activation time and temperature on the quality and chemical structure of bagasse activated charcoal. *Jurnal Ilmu dan Teknologi Kayu Tropis* 7(2): 79-84.
- Surest, A.H., Permana, I., Wibisono, R.G. 2010. Manufacture of activated carbon from ketapang seed shells. *Jurnal Teknik Kimia* 17(4): 1-11.
- Tewari, V.P., Mariswamy, K.M. 2013. Heartwood, sapwood and bark content of teak trees grown in Karnataka, India. *Journal of Forestry Research* 24: 721-725.
- Yusop, M.F.M., Aziz, A., Ahmad, M.A. 2022. Conversion of teak wood waste into microwave-irradiated activated carbon for cationic methylene blue dye removal: Optimization and batch studies. *Arabian Journal of Chemistry* 15(9): 104081.