



# Mechanical Properties of the Oriented Strand Board (OSB) Distributed in the Korean Market

Eun-Chang KANG<sup>1</sup> · Min LEE<sup>1,†</sup> · Sang-Min LEE<sup>1</sup> · Se-Hwi PARK<sup>2</sup>

## ABSTRACT

Oriented strand board (OSB) distributed in Korea was collected, and its mechanical properties were investigated according to the International Organization for Standardization (ISO), Japanese Industrial Standards, and Korean Design Standard. Ten types of OSBs were collected, including six types for walls and others for floors. The thickness swelling, moisture content, and density of each product satisfied the ISO standards. All products showed lower formaldehyde emission values than those of the SE<sub>0</sub> grade. The internal bonding strengths of all products, except products B, H, and I, met the ISO standards. However, products A, B, C, F, and H did not satisfy the thickness swelling standard of the load-bearing OSB for use in dry conditions. Products D and G showed heavy duty load-bearing OSB for use in humid conditions in terms of internal bonding and bending strength after boiling. In the nail head pull-through force and lateral nail resistance tests, all products met the standards. In terms of the structural bending performance (four points), the six types of OSBs for walls satisfied the standard for bending strength and modulus of elasticity. All the products for flooring met the standard for bending strength but, except for product G, the products did not meet the standard for modulus of elasticity. Although the results of this study cannot represent the performance of all imported OSBs, considering the above results, the water resistance performance of seven types of OSB products did not meet the standard, and 10 types of products did not match the labeling grades.

**Keywords:** mechanical properties, oriented strand board (OSB), International Organization for Standardization (ISO), Japanese Industrial Standards (JIS), Korean design Standard (KDS)

## 1. INTRODUCTION

Various wood-based composites have been developed (Cha *et al.*, 2022; Lee *et al.*, 2021; Liu *et al.*, 2021; Sumardi *et al.*, 2022; Wibowo *et al.*, 2021). Oriented strand board (OSB) is an engineered wood-based panel based on waferboard. Elmendorf applied for a patent in 1963 as a result of a study that involved turning wafers

into strands and orienting them, and OSB products have been commercially available since 1980 (Armin, 1963; Bengston *et al.*, 1988; Zerbe *et al.*, 2015). OSB is often used as a substitute for plywood in light-frame wood structures because the price of plywood has increased owing to the lack of raw wood supply.

In the Korea, there are no OSB manufacturing factories; therefore, the country relies entirely on imports.

Date Received February 21, 2023, Date Revised March 30, 2023, Date Accepted May 26, 2023

<sup>1</sup> Forest Products and Industry Department, National Institute of Forest Science, Seoul 02455, Korea

<sup>2</sup> R&D Center, Dongwha Enterprise, Incheon 22300, Korea

<sup>†</sup> Corresponding author: Min LEE (e-mail: [mlee81@korea.kr](mailto:mlee81@korea.kr), <https://orcid.org/0000-0002-0497-9362>)

© Copyright 2023 The Korean Society of Wood Science & Technology. This is an Open-Access article distributed under the terms of the Creative Commons Attribution Non-Commercial License (<http://creativecommons.org/licenses/by-nc/4.0/>) which permits unrestricted non-commercial use, distribution, and reproduction in any medium, provided the original work is properly cited.

According to data from the Korea Trade Statistics Promotion Agency, 24 countries exported OSB to Korea between 2007 and 2021, including five countries in the Americas, nine in Europe, one in Oceania, and nine in Asia. During this period, Korea imported 961,351 tons of OSB, with an average annual import volume of 64,090 tons (Fig. 1). Canada was the largest exporter to Korea, with 356,839 tons (37.1%), followed by Romania (196,588 tons) and the United States (153,192 tons).

In the early days of OSB imports, these products were mainly imported from North America; however, from 2016, imports have tended to decrease slightly. Romanian OSB imports increased sharply from 2011 and then started to decrease from 2017 to 2021, except for 2020 (Fig. 1). In addition, imports from Malaysia increased in 2015, but decreased in 2018. In particular, OSB imports from China increased by approximately 1,576% by 2020, and imports from Thailand and Russia also showed an increasing tendency. This trend is believed to be caused by the initial high dependence on North American OSB products owing to their high reliability, followed by an increase in OSB production in plants established in other continents based on the di-

fferentiation of raw materials and manufacturing technology. In addition, it is thought that the import target country has shifted to those in the Asian region as competition in OSB prices has increased owing to the supply and demand of raw materials, expansion and improvement of the use of no-added formaldehyde (NAF) resin adhesives, and optimization of the manufacturing process. Alternative materials to replace OSB have been sought, and efforts have been made to enhance the physical properties of wood-based panels (Ahn *et al.*, 2021; Cahyono *et al.*, 2020; Hwang *et al.*, 2021; Lee and Oh, 2023; Setyayunita *et al.*, 2022).

The use of imported OSB in Korea is closely associated with light-frame wood houses. As shown in Fig. 2, from 2011 to 2020, the trends in the number of annual light-frame wood houses built and the amount of OSB imports were similar (Korea Trade Statistics Promotion Institute, 2021). According to data from the Korea Forestry Promotion Agency, as shown in Fig. 3, imports of OSB were mainly for packaging in 2014, for structural/interior use from 2015 to 2017, and for interior use in 2018 (Korea Forestry Promotion Institute, 2014, 2015, 2016, 2017, 2018, 2019).

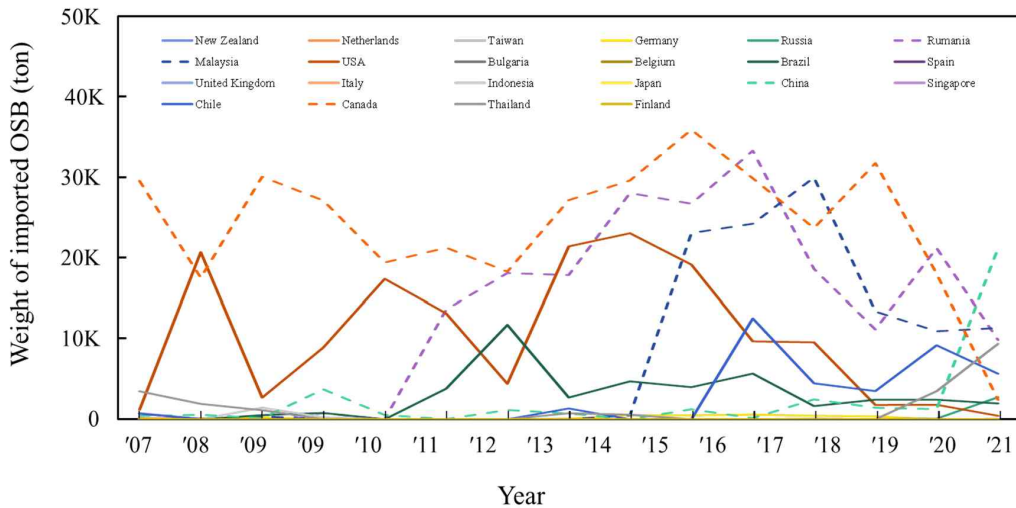
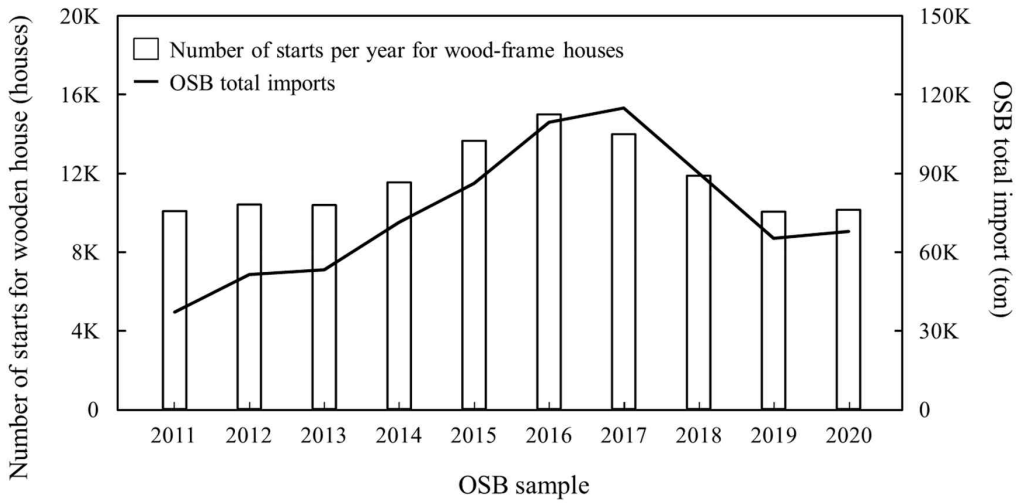
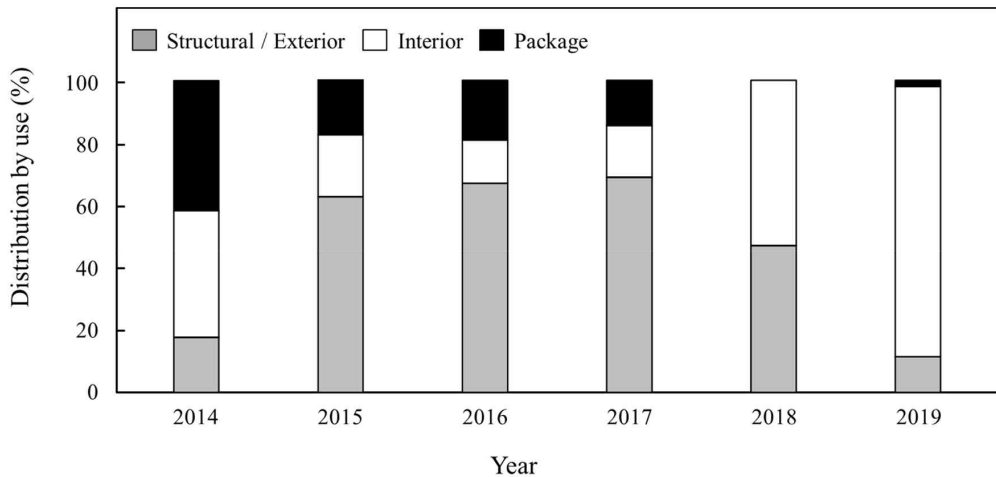


Fig. 1. Trends in oriented strand board (OSB) imports from various countries, weight per year.



**Fig. 2.** Comparison of OSB imports and number of light-frame wood houses built by year. Data from Ministry of Land, Infrastructure and Transport (2022). OSB: oriented strand board.



**Fig. 3.** Distribution of the volume of imported OSB by use. OSB: oriented strand board.

The demand for structural OSB is expected to increase as the demand for construction materials increases; however, the usage of structural OSB has not increased as expected. In contrast, trade statistics show that OSB imports for use in interiors have increased. Currently, in Korea, a quality mark is legally required for wood pro-

ducts. Nevertheless, some construction sites use the product for a purpose different from its original purpose, without verifying the quality standards. Additionally, because the OSB distributed in the country is imported from various countries, changes in performance of the product may occur depending on the manufacturing

date, storage period, transportation process, and storage conditions after being imported. Incorrect usage and changes in product quality can affect consumers. In the long term, this will lower consumers' trust and prevent them from using OSB products.

Therefore, in this study, imported OSBs distributed in the Korean market were purchased and their mechanical performance was evaluated according to the International Organization for Standardization (ISO), Japanese Industrial Standards (JIS), and Korean Industrial Standards (KS) test methods to confirm whether they met the indicated grade mark. In addition, based on the results of the performance evaluation, we examined the trends of domestic wood-based panel supply and the lines of research on OSB.

## 2. MATERIALS and METHODS

### 2.1. Materials

Ten types of OSBs distributed in Incheon and Gyeonggi provinces were purchased. The purchased OSBs had three different thicknesses, 11.0, 15.0, and

18.0 mm, and their size was 1,220 mm by 2,440 mm. Detailed information on the collected OSBs is presented in Table 1.

The collected OSBs were classified into wall and floor types, based on their quality grades and thicknesses. Each of the classified OSBs could be divided into North American, Asian, and European products produced by different manufacturers in five countries. Each product was classified according to thickness into 11.0, 11.5, and 15.0 mm for walls and 18.0 mm for floors. The grades were divided into rated sheathing for walls, rated stud-I-floor for floors, and premium sub-flooring products. These grades are arbitrarily assigned by manufacturers according to the American Plywood Association (APA) standards. European and Asian products were classified into load-bearing (LB) grades for both walls and floors according to the ISO standard. The adhesive performance was classified into Exposure 1 grade, which is the APA standard, and regular (REG) and moisture-resistant (MR) products, which are ISO standards. Only European and Asian products were marked for formaldehyde emissions and rated as E<sub>1</sub> and E<sub>0</sub>, respectively.

**Table 1.** Specifications of imported OSB for use as test specimens

Usage	Sheathing						Flooring			
	A	B	C	D	E	F	G	H	I	J
Thickness (mm)	11.0	11.0	11.0	11.5	11.0	15.0	18.0	18.0	18.0	18.0
Panel grade	Rated sheathing	Rated sheathing	Rated sheathing	LB <sup>1)</sup>	LB	LB	Premium sub-flooring	Rated stud-I-floor	Rated stud-I-floor	LB
Bond classification	Exposure 1 <sup>2)</sup>	Exposure 1	Exposure 1	REG <sup>3)</sup>	REG	MR <sup>4)</sup>	-	Exposure 1	Exposure 1	MR
Formaldehyde emission grade	-	-	-	E <sub>0</sub>	E <sub>0</sub>	E <sub>1</sub>	-	-	-	E <sub>1</sub>

<sup>1)</sup> Load bearing: structural or load bearing.

<sup>2)</sup> Exposure 1 means panels are suitable for uses not involving long-term exposure to weather.

<sup>3)</sup> Regular: for dry conditions only.

<sup>4)</sup> Moisture resistant: for humid conditions.

OSB: oriented strand board.

## 2.2. Methods

The mechanical properties of ten types of OSBs distributed in Korea were tested according to ISO (2009). First, for each type of OSB, five panels were selected from a total of 20 panels and used as samples. The sample (1,220 mm × 2,440 mm) was cut and distributed according to the specifications of each test piece so that each part of the sample could be evenly included in all tests.

ISO (2009) classified OSBs into general purpose non-load-bearing OSB for interior fitment for use in dry conditions (GP-REG), load-bearing OSB for use in dry conditions (LB-REG), load-bearing OSB for use in humid conditions (LB-MR), and heavy duty load-bearing OSB for use in humid conditions (HLB-MR; Table 2). The performance of the OSB was evaluated by dividing it into general requirements, requirements for specified mechanical and swelling properties, and requirements for moisture resistance. Accordingly, thickness (ISO, 2003b and 2003c), moisture content (MC; ISO, 2003e), density (ISO, 2003a), formaldehyde emission (ISO, 2016), flexural strength (ISO, 2003d), modulus of elasticity (ISO, 2003d), internal bonding strength (ISO, 2009), thickness swelling (ISO, 2003g), and internal bonding strength after boil (ISO, 2003f) were selected as evaluation items, and the performance was evaluated according to the ISO test method.

Moreover, according to JIS (2015) and ISO (2005), the bending strength of each OSB was measured to compare its water resistance performance. Additionally, nail head pull-through and lateral nail resistance tests were conducted to evaluate the nail joint performance. To assess the structural bending performance of the OSB, the KSA (2017) method was employed for bending tests on structural wood-based panels, and the results were evaluated and compared with the Korean Design Standard (KDS, 2022) criteria for wood-based structural materials and allowable stress.

## 3. RESULTS and DISCUSSION

Table 3 presents the results of evaluating the physical and mechanical performances of 10 types of OSBs for walls and floors in Korea. The average thicknesses of the four types of OSB products for walls (A, B, C, and E) with a target thickness of 11 mm ranged from 11.04 to 11.65 mm. Product D, which has a target thickness of 11.5 mm, measured  $11.93 \pm 0.10$  mm. Product F, with a target thickness of 15 mm, measured  $15.55 \pm 0.11$  mm, which slightly deviates from the target thickness but still meets the standard (target thickness  $\pm 0.8$  mm). For the floor, product J, with a target thickness of 18 mm, measured  $17.65 \pm 0.07$  mm. The other three products exceeded the target thickness, but they still satisfied the standard (target thickness  $\pm 0.8$  mm).

The MC of the OSBs used for the walls ranged from 4.17% to 8.02%. Product B had the lowest MC of  $4.17 \pm 0.82\%$ , whereas product C had a higher MC with a SD of 4.14%. Products D and E had the highest MC levels, at 8.01% and 8.02%, respectively, compared to the other products. It should be noted that these results may be influenced by various factors such as manufacturing, packaging, transportation, and storage conditions. Nonetheless, all the tested OSB products met the standard MC range of 2%–12%.

The density of the four types of OSBs for walls was between 0.59 and  $0.68 \text{ g/cm}^3$ . The densities of products A, B, and C were  $0.60\text{--}0.67 \text{ g/cm}^3$ , whereas those of products D and E were  $0.68 \pm 0.04 \text{ g/cm}^3$  and  $0.59 \pm 0.01 \text{ g/cm}^3$ , respectively. Moreover, the density of product F was  $0.59 \pm 0.03 \text{ g/cm}^3$ . Regarding the density of products for floors, those of products G and H were  $0.67 \pm 0.04 \text{ g/cm}^3$  and  $0.64 \pm 0.04 \text{ g/cm}^3$ , respectively, that of product I was  $0.59 \pm 0.04 \text{ g/cm}^3$ , and that of product J was  $0.61 \pm 0.02 \text{ g/cm}^3$ . Overall, products E and F for the walls and products I and J for the floors showed relatively lower densities. The partial density was examined based on the average density of each

Table 2. Standards and test methods for OSB

Property	ISO (2009)		JIS (2015)	KDS (2018)		Test method
	GP-REG <sup>1)</sup> 10-18 mm	LB-REG <sup>2)</sup> 10-18 mm	Structural PB/OSB 9 mm	Structural OSB 11 mm	Structural OSB 15 mm	
Thickness (mm)	± 0.8	± 0.8	± 0.8	-	-	ISO (2003b)
Moisture content (%)	2-12	2-12	2-12	-	-	ISO (2003c)
Tolerance on the mean density within a board (g/cm <sup>3</sup> , %)	± 15	± 15	± 15	-	-	ISO (2003a)
Formaldehyde emission (mg/L)	-	-	-	-	-	ISO (2016)
Bending strength (MPa)	<sup>5)</sup>	≥ 20	≥ 20	≥ 28	-	ISO
	< <sup>6)</sup>	≥ 9	≥ 10	≥ 15	-	
Modulus of elasticity in bending (MPa)		≥ 2,500	≥ 3,500	≥ 4,800	-	(2003d)
	<	≥ 1,200	≥ 1,400	≥ 1,900	-	
Internal bond (MPa)	≥ 0.28	≥ 0.32	≥ 0.32	≥ 0.45	-	ISO (2003h)
Swelling in thickness (%)	≤ 25	≤ 20	≤ 15	≤ 12	-	ISO (2003g)
Internal bond after boil test (MPa)	-	-	≥ 0.13	≥ 0.15	-	ISO (2003f)
Bending strength in wet conditions (N/mm <sup>2</sup> )		-	-	≥ 9	-	ISO (2005)
	<	-	-	≥ 9	-	JIS (2015)
Nail-head pull-through force (kN)		-	-	≥ 1	-	JIS (2015)
Lateral nail resistance (kN)	<	-	-	≥ 1	-	JIS (2015)
Allowable bending strength for structural wood-based panels (MPa)		-	-	≥ 6.9	≥ 7.3	≥ 6.7
	<	-	-	≥ 2.1	≥ 2.6	≥ 2.7
Allowable modulus of elasticity in bending for structural wood-based panels (MPa)		-	-	≥ 6,500	≥ 7,400	≥ 7,800
	<	-	-	≥ 1,200	≥ 1,700	≥ 1,600

<sup>1)</sup> OSB GP-REG: General purpose non-load-bearing OSB for interior fitment for use in dry conditions.

<sup>2)</sup> OSB LB-REG: Load-bearing OSB for use in dry conditions.

<sup>3)</sup> OSB LB-MIR: Load-bearing OSB for use in humid conditions.

<sup>4)</sup> OSB HLB-MIR: Heavy duty load-bearing OSB for use in humid conditions.

<sup>5)</sup> Major axis.

<sup>6)</sup> Minor axis.

OSB: oriented strand board, ISO: International Organization for Standardization, JIS: Japanese Industrial Standards, KDS: Korean Design Standard, KSA: Korea Standards Associations.

**Table 3.** Performance of imported OSB by application

Usage	Sheathing						Flooring													
	A		B		C		D		E		F		G		H		I		J	
Manufacturer	Ave.	SD	Ave.	SD	Ave.	SD	Ave.	SD	Ave.	SD	Ave.	SD	Ave.	SD	Ave.	SD	Ave.	SD	Ave.	SD
Property	11.10	0.11	11.48	0.09	11.65	0.17	11.93	0.10	11.04	0.05	15.55	0.11	18.62	0.14	18.30	0.07	18.31	0.18	17.65	0.07
Thickness (mm)	6.29	0.70	4.17	0.82	7.38	4.14	8.01	0.38	8.02	0.25	7.38	0.05	4.09	0.55	7.02	0.51	4.25	0.31	7.21	0.18
Moisture content (%)	0.67	0.04	0.60	0.04	0.66	0.02	0.68	0.04	0.59	0.01	0.59	0.03	0.67	0.04	0.64	0.04	0.59	0.04	0.61	0.02
Density (g/cm <sup>3</sup> )	0.07	0.01	0.11	0.02	0.06	0.00	0.04	0.00	0.06	0.01	0.14	0.02	0.07	0.00	0.08	0.00	0.06	0.00	0.07	0.00
Formaldehyde emission (mg/L)	38.4	3.1	32.4	2.4	29.8	6.0	31.2	3.6	31.7	1.6	21.5	0.4	42.5	4.3	30.3	1.8	22.3	2.0	22.7	0.4
Bending strength (MPa)	15.5	1.5	16.0	1.6	17.7	5.7	18.4	1.4	16.7	1.4	11.1	0.7	22.6	1.5	14.9	0.8	15.0	1.4	12.8	0.2
Modulus of elasticity in bending (MPa)	4,803	309	4,489	397	3,953	627	4,408	348	4,704	74	3,758	96	5,683	397	4,570	257	4,198	289	4,259	73
Internal bond (MPa)	1,857	192	1,838	222	1,878	547	2,265	125	2,040	122	1,820	1,458	2,962	222	1,825	119	2,273	273	2,106	60
Internal bond after boil test (MPa)	0.53	0.02	0.28	0.03	0.44	0.10	0.84	0.02	0.41	0.02	0.32	0.02	0.96	0.07	0.15	0.02	0.23	0.04	0.37	0.02
Swelling in thickness (%)	20.34	0.70	20.12	1.99	23.73	5.04	11.44	0.74	13.59	1.33	23.90	0.54	3.81	0.29	25.96	1.32	12.73	1.02	16.14	0.87
Internal bond after boil test (MPa)	0.07	0.01	0.06	0.02	0.09	0.05	0.19	0.02	0.10	0.01	0.08	0.01	0.23	0.02	0.04	0.01	0.04	0.01	0.12	0.02
Bending strength in wet conditions (N/mm <sup>2</sup> )	14.1	3.0	13.1	0.7	11.1	2.8	16.6	1.1	11.5	0.5	7.9	0.4	21.5	2.0	10.8	0.6	7.3	0.8	8.9	0.7
Nail-head pull-through force (kN)	7.3	0.9	7.5	1.4	7.8	1.6	9.1	1.3	5.5	0.4	4.5	0.2	11.6	1.3	7.3	0.3	5.6	0.4	5.5	0.1
Lateral nail resistance (kN)	1.4	0.1	1.1	0.1	1.5	0.4	1.8	0.2	1.2	0.1	1.4	0.1	1.8	0.3	1.7	0.1	1.8	0.2	1.4	0.1
	1.4	0.2	1.5	0.3	1.7	0.5	1.6	0.1	1.4	0.2	1.3	0.2	2.4	0.2	2.1	0.1	1.7	0.2	1.8	0.1
	1.7	0.2	1.8	0.2	1.6	0.5	1.7	0.1	1.5	0.1	1.5	0.1	2.6	0.3	2.1	0.2	1.8	0.1	1.9	0.0

<sup>1)</sup> Major axis.

<sup>2)</sup> Minor axis.

OSB: oriented strand board, Ave.: average.

sample. For walls, it was as follows: product A, 0.57–0.83 g/cm<sup>3</sup>; product B, 0.45–0.72 g/cm<sup>3</sup>; product C, 0.56–0.75 g/cm<sup>3</sup>; product D, 0.57–0.88 g/cm<sup>3</sup>; product E, 0.48–0.75 g/cm<sup>3</sup>; and product F, 0.50–0.68 g/cm<sup>3</sup>. For flooring, it was as follows: product G, 0.57–0.84 g/cm<sup>3</sup>; product H, 0.40–0.75 g/cm<sup>3</sup>; product I, 0.48–0.70 g/cm<sup>3</sup>; and product J 0.55–0.72 g/cm<sup>3</sup>. The wide-range density distribution in an OSB is influenced by factors such as the proportion of raw materials and target density of the board, compaction ratio, and product grade setting. As such, the range of the partial density of OSB is wider than that of MDF or PB, and is expected to affect the actual physical properties.

Formaldehyde emissions were not observed in the OSBs from North America. OSBs are marked as E<sub>0</sub> for Asian products and E<sub>1</sub> for European products. However, as a result of measuring the formaldehyde emission of each product, it was classified as SE<sub>0</sub> grade at 0.04–0.14 mg/L (Fig. 4). It has been reported that OSBs manufactured by North American companies mainly use exterior resins, that is water-resistant phenol-formaldehyde resin adhesives and methylene diphenyl diisocyanate (MDI) resins (APA, 2017; Gonçalves *et al.*, 2021). The adhesi-

ves used by OSB manufacturers in Europe are distributed as follows: 75% polymeric MDI resin, 10% urea-formaldehyde resin adhesive, and 15% melamine-urea-formaldehyde resin adhesive (Mantanis *et al.*, 2018). This trend is expected to be similar for OSB manufacturers in Asia; however, recently, the proportions of MDI and NAF resins have increased slightly. The increase in usage of MDI resin could affect the transportation and storage periods. Therefore, formaldehyde emissions from imported OSBs are generally expected to be less than 1.5 mg/L.

The bending strengths of the specimens are shown in Fig. 5. In the case of the OSBs for walls, both the main and minor axes of product F satisfied the LB grade standard, whereas the other products exceeded the indicated quality mark. For the OSBs used on floors, two products were classified as HLB-MR grade, whereas the other products were LB grade. However, after considering the modulus of elasticity in the bending standards for the major and minor axes, all the OSBs for the walls were classified as LB (Fig. 6). In particular, the moduli of elasticity (minor axis) of the D and H products were higher than those of the other products. For the floors,

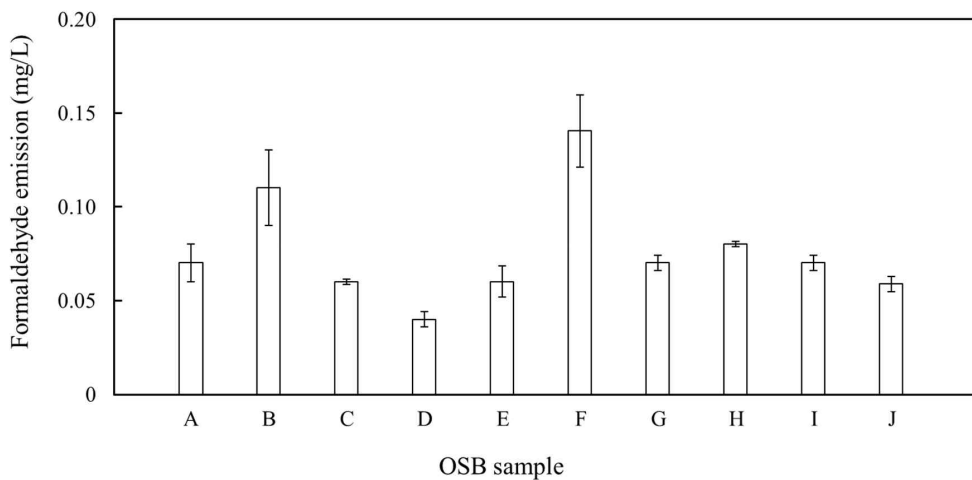
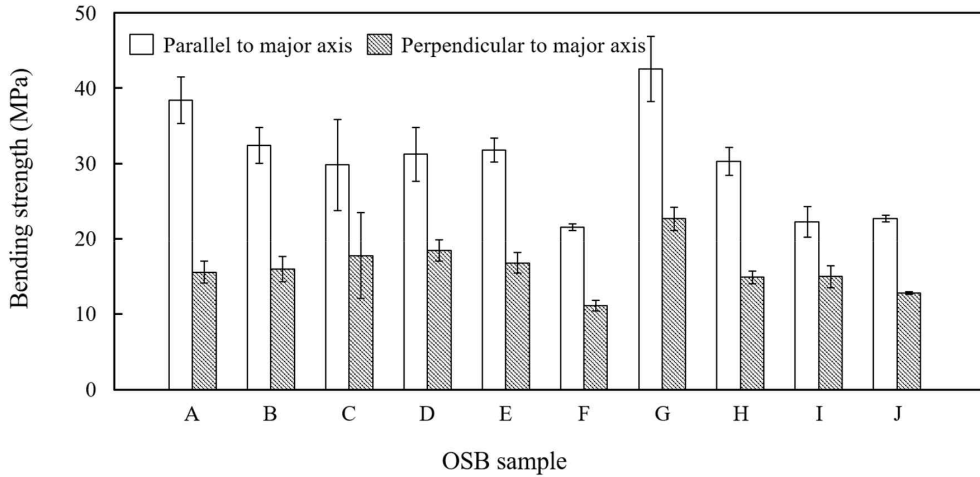
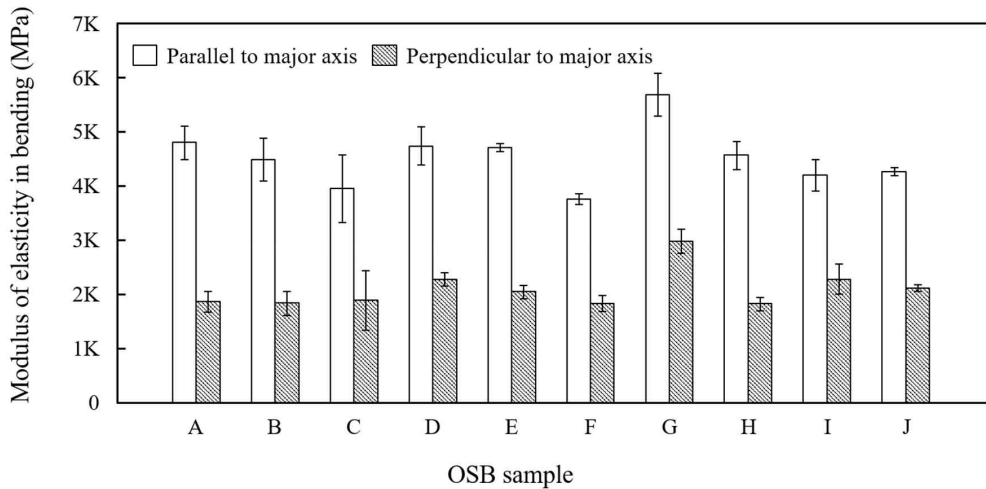


Fig. 4. Comparison of formaldehyde emissions of imported OSBs. OSB: oriented strand board.





**Fig. 5.** Comparison of bending strengths of imported OSBs. OSB: oriented strand board.



**Fig. 6.** Comparison of modulus of elasticity in bending of imported OSBs. OSB: oriented strand board.

product G received an HLB-MR grade, whereas the other products satisfied the LB grade. Based on these results, the bending strength of the imported OSB distributed in Korea was determined to be LB grade.

The internal bonding strength of six types of OSBs for walls ranged from 0.28 to 0.84 MPa (Fig. 7). Product B was labeled as Exposure 1 grade, but the test results showed that it was GP-REG grade. Products C,

E, and F were LB grade, whereas products A and D were labeled Exposure 1 and LB-REG, respectively, but were determined to be HLB-MR. The product G for floor was HLB-MR grade with a strength of  $0.96 \pm 0.07$  MPa, and product J was LB grade with a strength of  $0.37 \pm 0.02$  MPa. However, the other two products did not meet the GP-REG grade standard and therefore did not match the indicated grade.

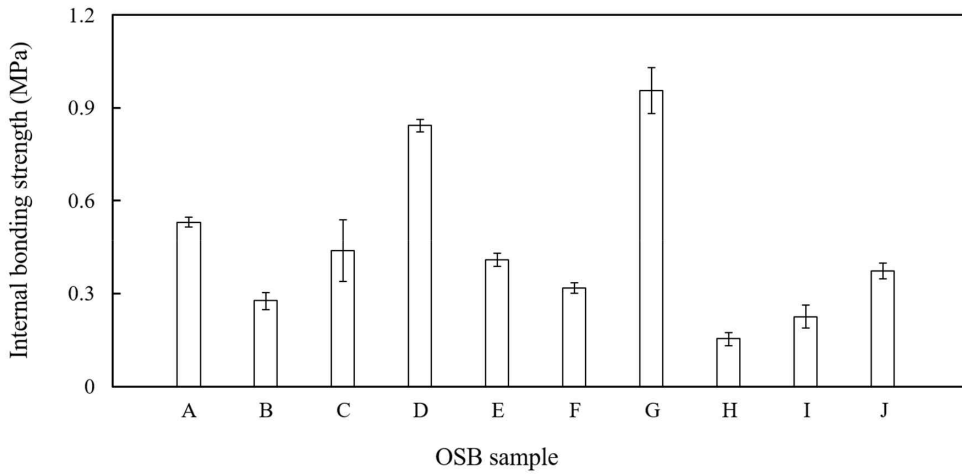


Fig. 7. Comparison of internal bonding strength of imported OSBs. OSB: oriented strand board.

In terms of thickness swelling, products C and F, classified as GP-REG, exhibited lower performance than products A and B, which were classified as LB-REG, as shown in Fig. 8. Product E was classified as LB-MR, whereas product D was classified as HLB-MR. Overall, products E and D showed relatively better performances than the other products. Product H was classified as GP-REG, while product J was classified as LB-REG. Product I was classified as LB-MR, and product G was

classified as HLB-MR, indicating that products I and G exhibited better performances than the others.

According to the standards for LB-MR-grade products, the bending strength must be maintained after boiling. Products F and J were tested for bending strength after boiling and did not meet the standard (above 0.13 MPa) with results of  $0.08 \pm 0.01$  MPa and  $0.12 \pm 0.02$  MPa, respectively (Fig. 9). However, product D for the walls and product G for the floors exceeded the required grade

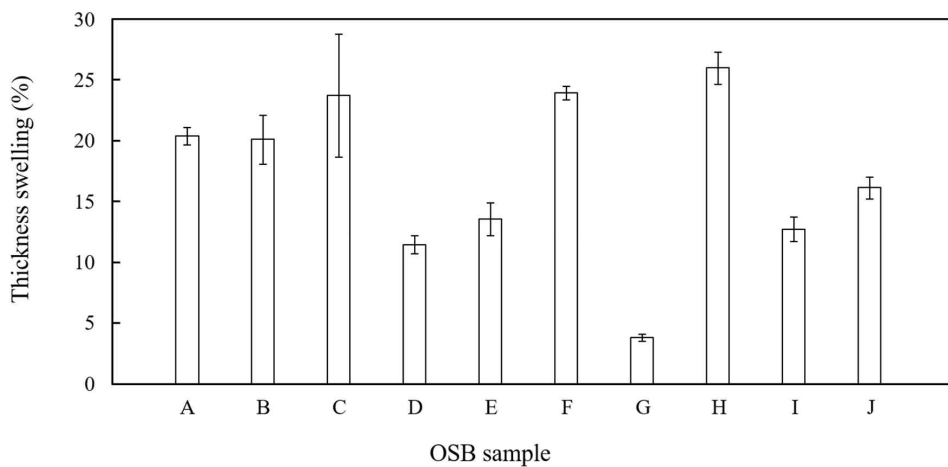
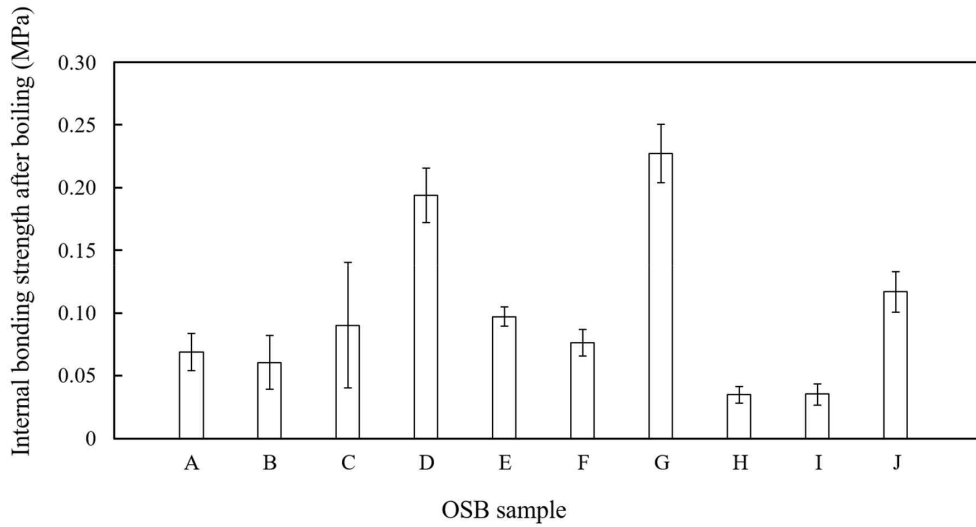


Fig. 8. Comparison of thickness swelling of imported OSBs. OSB: oriented strand board.

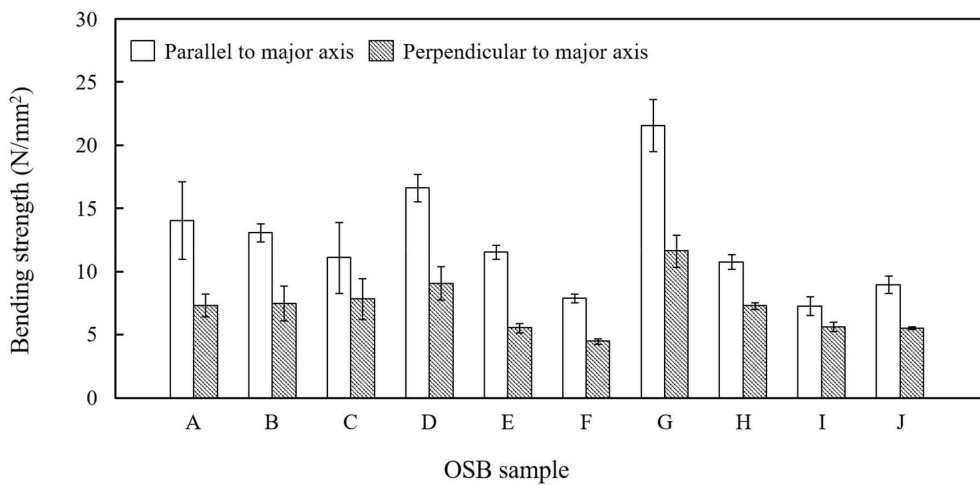


**Fig. 9.** Comparison of internal bonding strength after boiling of imported OSBs. OSB: oriented strand board.

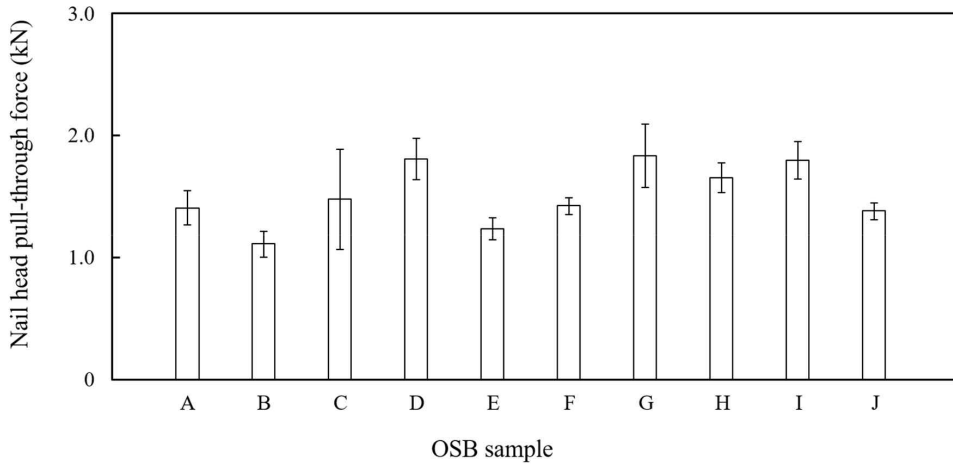
and satisfied the HLB-MR standard. All other products were rated as LB-REG. Even under wet conditions, the bending strengths of products D and G satisfied the standard of more than 9 N/mm<sup>2</sup> on the main and minor axes, respectively (Fig. 10). Products A, B, C, and E for walls and H for floors satisfied the standard for the main axis only, whereas products F, I, and J did not

satisfy the standard for either the main or minor axes.

Fig. 11 shows the results of the nail head pull-through force measurements. According to the JIS standards, all OSB products for walls and floors satisfied the standard requirement of 1.0 kN. OSB is composed of oriented wood strands and is similar to plywood. The stacking state of the material, specific gravity of the raw mate-



**Fig. 10.** Comparison of bending strength in wet condition of imported OSBs. OSB: oriented strand board.



**Fig. 11.** Comparison of nail head pull-through force of imported OSBs. OSB: oriented strand board.

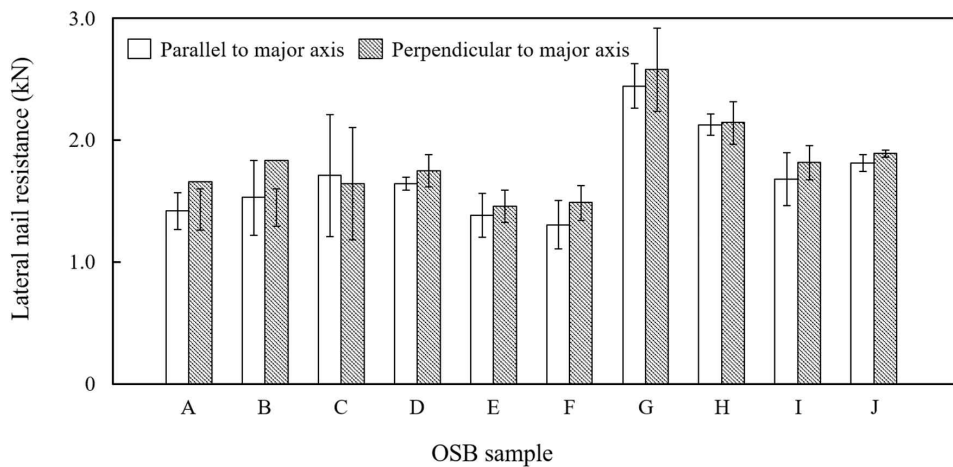
rial, and density of the OSB can affect its mechanical properties.

In the lateral nail resistance test, the performance of the OSB was measured by dividing it into main and minor axes based on its orientation. The results showed that all the products met the JIS standard of 1.0 kN, as depicted in Fig. 12. Generally, the minor axis, which corresponded to the width direction of the OSB, exhibited higher performance than the main axis, which

corresponded to the longitudinal direction.

Table 4 presents the results of bending strength tests (measured at four points) conducted on the OSBs to evaluate their structural performance. The KS method was employed in these tests.

All the specimens met the KDS standard for allowable bending strength in both the major and minor axes, as shown in Fig. 13. However, among the wall OSBs, product F showed comparatively lower properties, whereas



**Fig. 12.** Comparison of lateral nail resistance of imported OSBs. OSB: oriented strand board.

**Table 4.** Comparison of structural bending performance of OSB by application

Usage	Sheathing						Flooring					
	A	B	C	D	E	F	G	H	I	J		
Manufacturer	Ave. SD		Ave. SD		Ave. SD		Ave. SD		Ave. SD		Ave. SD	
Property	Ave. SD		Ave. SD		Ave. SD		Ave. SD		Ave. SD		Ave. SD	
Bending strength for structural-use (MPa)	<sup>1)</sup> 23.1 1.5		24.2 2.4		20.3 3.2		28.5 0.7		26.4 1.8		15.9 0.2	
	∠ <sup>2)</sup> 13.9 0.5		12.9 0.6		12.6 1.4		15.1 0.7		15.1 0.8		10.2 0.1	
Modulus of elasticity in bending for structural-use (MPa)	7,663 402		8,871 821		7,838 982		9,285 442		9,887 322		7,704 440	
	∠ 3,518 37		3,534 101		3,581 402		3,822 327		3,952 358		3,369 119	

<sup>1)</sup> Major axis.

<sup>2)</sup> Minor axis.

OSB: oriented strand board, Ave.: average.

the higher-density products among the floor OSBs exhibited relatively higher properties. The modulus of elasticity of the wall OSBs satisfied all KDS standards by thickness, as depicted in Fig. 14. However, for floor OSBs, products H, I, and J did not exceed these standards. The test results indicated that the failure of the floor OSBs to meet the standards was due to their wider density distribution than that of the wall OSBs and other factors including wood species, thermal pressure conditions, and storage conditions.

#### 4. CONCLUSIONS

This study was conducted to evaluate the performance of OSBs imported in Korea and determine whether these products meet the ISO standards and labeled grade. This study collected six types of OSBs for walls and four types for floors and evaluated their performance based on the ISO (2009), JIS (2015), and KDS (2022) standards. The thickness, MC, and density of each product met the ISO standards, and the formaldehyde emission were of SE<sub>0</sub> grade for products marked as grades E<sub>1</sub> and E<sub>0</sub>. All the products satisfied the LB grade standards for bending strength, nail head pull-through force, and lateral nail resistance. However, product B did not meet the standard for the GP-REG grade, and products H and I did not meet the standard even with GP-REG grade. The thickness swelling of products A, B, C, F, and H did not meet the LB-REG grade standard, whereas products D and G had a relatively lower thickness swelling and exceeded the standard for internal bonding after boiling and bending strength under wet conditions, satisfying the HLB-MR grade.

In terms of structural bending strength, the six types of OSBs for walls exceeded the standards for bending strength and modulus of elasticity. All floor products satisfied the bending strength standards; however, all products, except product G, failed to meet the standards in terms of elastic modulus. From these results, it was

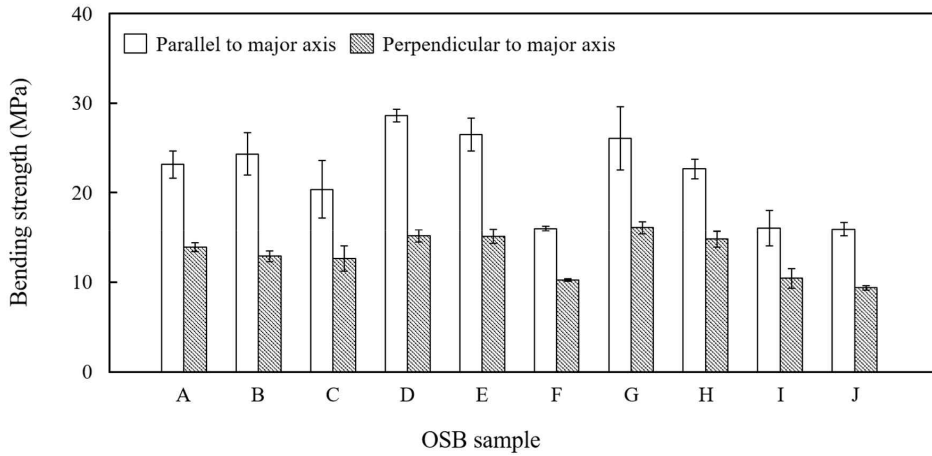


Fig. 13. Comparison of bending strength of imported OSBs for structural use. OSB: oriented strand board.

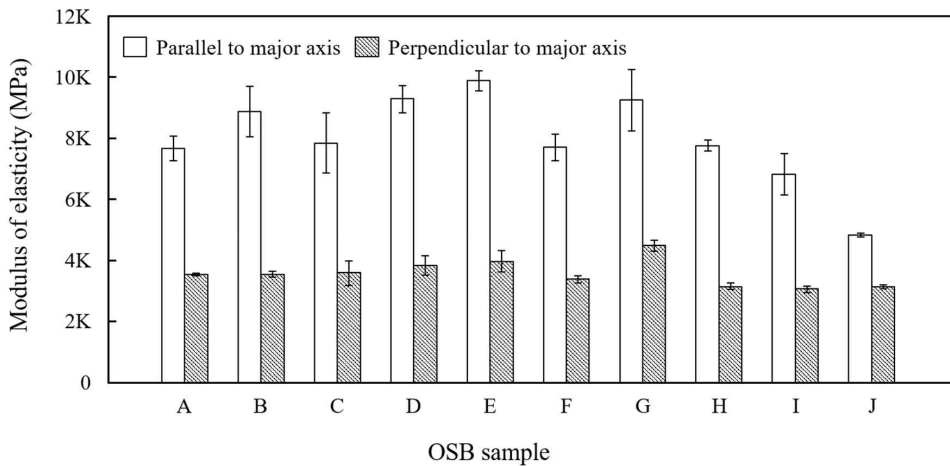


Fig. 14. Comparison of modulus of elasticity of imported OSBs for structural use. OSB: oriented strand board.

determined that the water resistance performance of the seven OSB products did not meet the standards, making them unsuitable for structural use. Additionally, 10 types of products did not match the labeling grade, indicating that countermeasures were required.

To ensure the proper use of imported OSBs distributed in Korea as a domestic wooden house material, management plans for importers, along with continuous management and inspection, should be prepared in

accordance with the Timber Usage Act in Korea. Simultaneously, efforts should be made to develop wood-based materials for structural use that can be produced domestically and can replace the imported OSB. Developing a domestic structural panel using domestic resources and revitalizing the timber industry will contribute to achieving the 2050 goal of carbon neutrality. Therefore, continuous research on the development of raw material manufacturing technology for the dissemination

of Korean-style urban wooden houses should be conducted, and policies for this purpose should be supported.

## CONFLICT of INTEREST

No potential conflict of interest relevant to this article was reported.

## ACKNOWLEDGMENT

This research was supported by a Research Project (FP0600-2020-01-2020) through the National Institute of Forest Science (NIFoS), Korea.

## REFERENCES

- Ahn, K.S., Pang, S.J., Oh, J.K. 2021. Prediction of withdrawal resistance of single screw on Korean wood products. *Journal of the Korean Wood Science and Technology* 49(1): 93-102.
- American Plywood Association [APA]. 2017. Oriented Strand Board Product Guide. APA – The Engineering Wood Association, Tacoma, WA, USA.
- Armin, E. 1963. Oriented Stand Board. US Patent 3164511A.
- Bengston, D.N., Gregersen, H.M., Haygreen, J. 1988. Seesawing across the forty-ninth parallel: The international diffusion of a wood-based technology. *Journal of Forest History* 32(2): 82-88.
- Cahyono, T.D., Yanti, H., Anisah, L.N., Massijaya, M.Y., Iswanto, A.H. 2020. Linear expansion and durability of a composite boards (MDF laminated using three selected wood veneers) against drywood termites. *Journal of the Korean Wood Science and Technology* 48(6): 907-916.
- Cha, M.S., Yoon, S.J., Kwon, J.H., Byeon, H.S., Park, H.M. 2022. Mechanical properties of cork composite boards reinforced with metal, glass fiber, and carbon fiber. *Journal of the Korean Wood Science and Technology* 50(6): 427-435.
- Gonçalves, D., Bordado, J.M., Marques, A.C., Galhano dos Santos, R. 2021. Non-formaldehyde, bio-based adhesives for use in wood-based panel manufacturing industry: A review. *Polymers* 13(23): 4086.
- Hwang, J.W., Park, H.J., Oh, S.W. 2021. Effect of resin impregnation ratio on the properties of ceramics made from *Miscanthus sinensis* var. *purpurascens* particle boards. *Journal of the Korean Wood Science and Technology* 49(4): 360-370.
- International Organization for Standardization [ISO]. 2003a. Wood-based Panels: Determination of Density. ISO 9427. ISO, Geneva, Switzerland.
- International Organization for Standardization [ISO]. 2003b. Wood-based Panels: Determination of Dimensions of Panels. ISO 9426. ISO, Geneva, Switzerland.
- International Organization for Standardization [ISO]. 2003c. Wood-based Panels: Determination of Dimensions of Test Pieces. ISO 9424. ISO, Geneva, Switzerland.
- International Organization for Standardization [ISO]. 2003d. Wood-based Panels: Determination of Modulus of Elasticity in Bending and of Bending Strength. ISO 16978. ISO, Geneva, Switzerland.
- International Organization for Standardization [ISO]. 2003e. Wood-based Panels: Determination of Moisture Content. ISO 16979. ISO, Geneva, Switzerland.
- International Organization for Standardization [ISO]. 2003f. Wood-based Panels: Determination of Moisture Resistance – Boil Test. ISO 16998. ISO, Geneva, Switzerland.
- International Organization for Standardization [ISO]. 2003g. Wood-based Panels: Determination of Swelling in Thickness after Immersion in Water. ISO 16983. ISO, Geneva, Switzerland.
- International Organization for Standardization [ISO]. 2003h. Wood-based Panels: Determination of Tensile Strength Perpendicular to the Plane of the Panel.

- ISO 16984. ISO, Geneva, Switzerland.
- International Organization for Standardization [ISO]. 2005. Wood-based Panels: Determination of Wet Bending Strength after Immersion in Water at 70 Degrees C or 100 Degrees C (Boiling Temperature). ISO 20585. ISO, Geneva, Switzerland.
- International Organization for Standardization [ISO]. 2009. Wood-based Panels: Oriented Strand Board (OSB) — Definitions, Classification and Specifications. ISO 16894. ISO, Geneva, Switzerland.
- International Organization for Standardization [ISO]. 2016. Wood-based Panels: Determination of Formaldehyde Release — Part 4: Desiccator Method. ISO 12460-4. ISO, Geneva, Switzerland.
- Japanese Industrial Standards [JIS]. 2015. Particleboards. JIS A 5908. JIS, Tokyo, Japan.
- Korean Design Standard [KDS]. 2022. Wood Structural Materials and Allowable Stresses. KDS 41 50 10. Korea Construction Standards Center, Goyang, Korea.
- Korea Forestry Promotion Institute. 2014. Market Research of Wood Products. Korea Forest Service, Daejeon, Korea.
- Korea Forestry Promotion Institute. 2015. Market Research of Wood Products. Korea Forest Service, Daejeon, Korea.
- Korea Forestry Promotion Institute. 2016. Market Survey of Timber Products. Korea Forest Service, Daejeon, Korea.
- Korea Forestry Promotion Institute. 2017. Market Survey of Timber Products. Korea Forest Service, Daejeon, Korea.
- Korea Forestry Promotion Institute. 2018. Market Survey of Timber Products. Korea Forest Service, Daejeon, Korea.
- Korea Forestry Promotion Institute. 2019. Market Survey of Timber Products. Korea Forest Service, Daejeon, Korea.
- Korea Standards Associations [KSA]. 2017. Method of Bending Test for Structural Wood-based Panels. KS F 2159-2. KSA, Seoul, Korea.
- Korea Trade Statistics Promotion Institute. 2021. OSB Import Statistics. Korea Trade Statistics Promotion Institute, Seoul, Korea.
- Lee, H.M., Jeon, W.S., Lee, J.W. 2021. Analysis of anatomical characteristics for wood species identification of commercial plywood in Korea. *Journal of the Korean Wood Science and Technology* 49(6): 574-590.
- Lee, I., Oh, W. 2023. Flexural modulus of larch boards laminated by adhesives with reinforcing material. *Journal of the Korean Wood Science and Technology* 51(1): 14-22.
- Liu, Y., Xu, J., Wen, M., Park, H.J., Zhu, J., Liu, Y. 2021. Research on flame retardant plywood with different flame retardants. *Journal of the Korean Wood Science and Technology* 49(6): 667-678.
- Mantanis, G.I., Athanassiadou, E.T., Barbu, M.C., Wijnendaele, K. 2018. Adhesive systems used in the European particleboard, MDF and OSB industries. *Wood Material Science & Engineering* 13(2): 104-116.
- Ministry of Land, Infrastructure and Transport. 2022. Statistics on Building Permission and Commencement Works by Year. Ministry of Land, Infrastructure and Transport, Sejong, Korea.
- Setyayunita, T., Widyorini, R., Marsoem, S.N., Irawati, D. 2022. Effect of different conditions of sodium chloride treatment on the characteristics of Kenaf fiber-epoxy composite board. *Journal of the Korean Wood Science and Technology* 50(2): 93-103.
- Sumardi, I., Alamsyah, E.M., Suhaya, Y., Dungani, R., Sulastiningsih, I.M., Pramestie, S.R. 2022. Development of bamboo zephyr composite and the physical and mechanical properties. *Journal of the Korean Wood Science and Technology* 50(2): 134-147.
- Wibowo, E.S., Lubis, M.A.R., Park, B.D. 2021. Simultaneous improvement of formaldehyde emission and



adhesion of medium-density fiberboard bonded with low-molar ratio urea-formaldehyde resins modified with nanoclay. *Journal of the Korean Wood Science and Technology* 49(5): 453-461.

Zerbe, J.I., Cai, Z., Harpole, G.B. 2015. An Evolutionary History of Oriented Strandboard (OSB). United States Department of Agriculture, Washington, DC, USA.