

Superconductivity for HTS GdBCO CC with heat treatment

Jong Su You, Jeong Hun Yang, and Kyu Jeong Song*

Div. of Sci. Education and Institute of Sci. Education, Jeonbuk National University, Jeonju, 54896, Korea

(Received 24 February 2021; revised or reviewed 28 March 2021; accepted 29 March 2021)

Abstract

The magnetic properties of heat treated O-series high temperature superconducting (HTS) GdBCO coated conductor (CC) tapes which were formed of Ag/GdBCO/Buffer-layers/Stainless Steel (SS), were investigated by employing a Quantum Design PPMS-14. Using a modified Bean model, the critical current density J_c values have been estimated from the $\Delta m_{irr}(H)$ data, which are obtained by measuring the magnetic moment $m(H)$ loops. For a range of intermediate fields, which are interacting or collective flux pinning area, the magnetic flux behaviors were investigated from the relationship $J_c \propto H^\beta$. In addition, the changes of irreversibility magnetic field H_{irr} line of heat-treated O-series HTS GdBCO CC tapes were analyzed, according as the annealing temperature under oxygen flowing increases. Both weak and strong break-downs were found by examining the changes of irreversibility magnetic field H_{irr} lines.

Keywords: HTS GdBCO CC, heat-treatment, critical current density, irreversibility magnetic moment, irreversibility magnetic field

1. INTRODUCTION

It has been more than a decade since the high temperature superconducting (HTS) ReBCO coated conductor (CC) tapes with good superconductivity were commercialized and marketed [1-3]. The development of superconducting application devices such as magnets, cables, and motors, using HTS ReBCO CC tapes, however, is still not reaching the commercial stage. One of the important reasons for their practical application shortage is the inability to manufacture tens of kilometers of long length HTS ReBCO CC tapes. The joining technique between two HTS ReBCO CC tapes without any superconductivity loss, to obtain the long enough length CC tapes, has been actively conducted in many research groups [4-8]. There are three ways to join between HTS CC tapes: superconducting joints, non-superconducting joints of both soldered lap joints and diffusion joints. The methods of both soldered lap joints and diffusion joints may not affect the superconductivity of HTS CC tapes because those joints are performed at below temperatures $\sim 400^\circ\text{C}$, but the superconducting joints can affect the superconducting characteristics by heat treatment at high temperatures [4, 9]. In general, while the superconducting joints are performed, the HTS ReBCO CC tapes are exposed to oxygen heat treatments at high temperatures. The HTS YBCO superconductor with a superconducting transition at $\sim 93\text{ K}$ as a single phase has an orthorhombic superconductive phase [10]. During heat treatments, the oxygen balance in the superconductor can be changed and its superconductivity can be lost. Below about 550°C under oxygen annealing the HTS YBCO superconductor is the orthorhombic phase and at higher temperatures changes to

a tetragonal phase [10, 11]. So, superconductivity studies are needed according to oxygen heat treatment temperatures for HTS CC tapes.

In this work, the superconducting properties of commercialized HTS GdBCO CC tapes were investigated according to the heat treatment conditions with oxygen atmosphere. The HTS GdBCO CC tapes, which are silver (Ag) protected RCE-DR GdBCO CC with Stainless Steel (SS) substrate, were purchased from SuNam Co., Ltd. The magnetic properties of the heat-treated O-series HTS GdBCO CC tapes were investigated by using PPMS (Physical Property Measurement System). The irreversibility magnetic moment Δm_{irr} was obtained by measuring the magnetic moment $m(H)$ loops. The critical current density J_c values have been estimated from the $\Delta m_{irr}(H)$ data, using the modified Bean critical state model [12-14], as well. The changes of irreversibility magnetic field H_{irr} line of heat-treated O-series GdBCO CC tapes were investigated, according as the annealing temperature under oxygen flowing increases.

2. EXPERIMENTAL ASPECTS

The HTS GdBCO CC tapes were purchased from SuNam Co., Ltd. The composition of HTS GdBCO CC tapes, which were formed of Ag protective layer with SS substrate, is Ag/GdBCO/Buffer-layers/SS. The HTS GdBCO superconducting film with $\sim 1.5\ \mu\text{m}$ thick was deposited on an IBAD template by RCE-DR process. A detailed description of the fabrication process is presented elsewhere [1]. After cutting the HTS GdBCO CC tapes with $\sim 10\text{ cm}$ length, the heat-treated O-series HTS GdBCO CC specimens were prepared by annealing with oxygen flowing $\sim 0.7\text{ liter/min}$.

* Corresponding author: songkj@jbnu.ac.kr

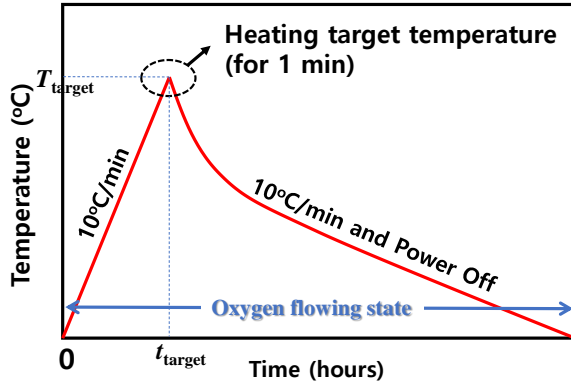


Fig. 1. Heat temperature cycles for the heat-treatment O-series of HTS GdBCO CC tapes.

As shown in Fig. 1, the heat-treatments were carried out by keeping the specimen in oxygen flowing environment for 1 minute at target temperatures – 400°C, 500°C, 600°C, 650°C, 700°C, 750°C, 800°C, 850°C, 875°C, 900°C, 925°C, 935°C, 950°C, and 975°C. The heat-treated O-series HTS GdBCO CC specimens were used to investigate the effect of heat-treatments on the superconducting properties of the HTS GdBCO CC tapes.

The magnetic properties for both origin and heat-treated O-series of HTS GdBCO CC specimens were measured using commercial Quantum Design PPMS-14 instrument. The isothermal magnetic moment $m(H)$ for both origin and heat-treated O-series of HTS GdBCO CC specimens, at temperatures – 20 K, 30 K, 40 K, 50 K, 60 K, 70 K, 77 K and 100 K in fields up to 12 T, were measured. The irreversibility magnetic moment Δm_{irr} was obtained by measuring the magnetic moment $m(H)$ loops. The critical current density J_c values have been estimated from the $\Delta m_{irr}(H)$ data, using the modified Bean critical state model [12-14]. In addition, the irreversibility magnetic field H_{irr} values were obtained from the field at which irreversibility magnetic moment $\Delta m_{irr} \sim 0$ [15-18].

This paper discusses two break-downs in irreversibility magnetic field H_{irr} lines for heat-treated O-series HTS GdBCO CC tapes according as the annealing temperature under oxygen flowing increases. The weak and strong break-downs were found by examining the change of irreversibility magnetic field H_{irr} lines of O-series specimens according to annealing temperatures.

3. RESULTS AND DISCUSSIONS

To investigate the superconducting transition temperature T_c for both origin and heat-treated O-series of HTS GdBCO CC tapes, the diamagnetic properties, the $m(T)$ curves, were measured under zero-field cooled (ZFC) condition in an applied field $H = 200$ G. All $T_{c, onset}$ values, which were determined by the onset temperatures in ZFC $m(T)$, of both origin and heat-treated O-series specimens up to 925°C annealing temperature, are ~ 93.0 K. Fig. 2 shows the superconducting transition temperature T_c versus annealing temperatures T for both origin and heat-treated O-series of HTS GdBCO CC specimens. As shown in Fig.

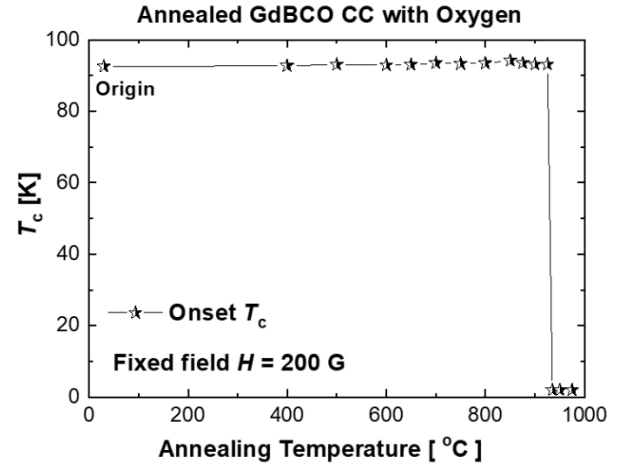


Fig. 2. The superconducting transition temperature T_c versus annealing temperatures T for both origin and heat-treated O-series of HTS GdBCO CC specimens. The T_c values for all specimens were estimated from $m(T)$ curves, which were measured under Zero-field-cooled (ZFC) condition in an applied field $H = 200$ G.

2, no degradation of the superconductivity of heat-treated O-series specimens, up to 925°C annealing temperature, was observed. Above 935°C annealing temperatures the superconductivity of HTS GdBCO CC specimens, however, were almost lost. These results are consistent with the reference in which HTS YBCO material decomposes at temperatures near 950°C [10].

The superconductive magnetic properties of both origin and heat-treated O-series, which are annealed under oxygen flowing, HTS GdBCO CC tapes were investigated by using a commercial Quantum Design PPMS-14 instrument. Fig. 3-(a) shows the magnetic moment m versus magnetic field H for both origin and heat-treated O-series of HTS GdBCO CC tapes at temperature $T = 20$ K for H parallel to the c -axis. The measured magnetic moments $m(H)$ were corrected for the background $m(H)$, which was measured at temperatures above T_c .

As mentioned before, the irreversibility magnetic moment Δm_{irr} was obtained by measuring the magnetic moment $m(H)$, like Fig. 3-(a). The $\Delta m_{irr} = [m(H_{dec}) - m(H_{inc})]$ is the difference of magnetic moment m between the increasing field H_{inc} and the decreasing field H_{dec} branches from magnetic moment $m(H)$ loops [15-17]. The critical current density J_c values were estimated from the $\Delta m_{irr}(H)$ data by using the modified Bean critical state model [12-14], $J_c = (20\Delta m_{irr})/((a(1-(a/3b)))V)$, where a and b are the superconductor sample dimensions and V is the superconductor volume.

Both origin and heat-treated O-series of HTS GdBCO CC specimens used in the magnetic property measurements, which have ~ 1.5 μm thick HTS GdBCO film deposited on an IBAD template by RCE-DR process, have dimensions ~ 4 mm by ~ 4 mm. Fig. 3-(b) shows the logarithmic plots of the critical current density J_c versus magnetic field H for both origin and heat-treated O-series of HTS GdBCO CC tapes at temperature $T = 20$ K for H parallel to the c -axis. As shown in Fig. 3-(b), the J_c values of 500°C heat-treated

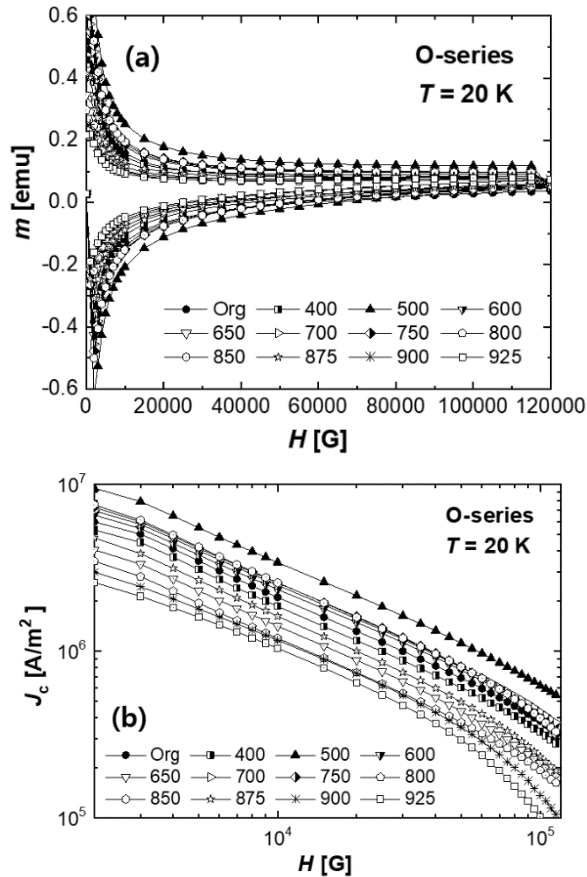


Fig. 3. (a) The magnetic moment m versus magnetic field H and (b) the logarithmic plots of the critical current density J_c versus magnetic field H , for both origin and heat-treated O-series of HTS GdBCO CC tapes at temperature $T = 20$ K for H parallel to the c -axis.

HTS GdBCO CC specimen are much higher than those of the origin HTS GdBCO CC specimen. In addition, the J_c values of several heat-treated HTS GdBCO CC specimens are a bit higher than those of the origin HTS GdBCO CC specimen, too. These results are attributed to the point defects caused by the coming out of oxygen in the specimens.

Fig. 4-(a) shows the semi-logarithmic plots of the critical current density J_c versus annealing temperatures T for both origin and heat-treated O-series of HTS GdBCO CC specimens at temperature $T = 20$ K and $H = 1$ T for H parallel to the c -axis. The inset shows the magnified plots near J_c values of both origin and heat-treated O-series of HTS GdBCO CC specimens. As mentioned in Fig. 3-(b), the J_c values of both 500°C and some heat-treated HTS GdBCO CC specimens are a bit better than those of the origin HTS GdBCO CC specimen. These results can be understood as a magnetic flux pinning effect, which can be caused by point defects due to oxygen deficiency through heat treatments. The magnetic flux pinning effect can be confirmed from the logarithmic plots of the critical current density J_c versus magnetic field H as shown in Fig. 3-(b).

As presented in previous papers [15-17], from the $\log(H)$ relation graph for $\log(J_c)$ of both origin and heat-treated O-series of HTS GdBCO CC specimens as

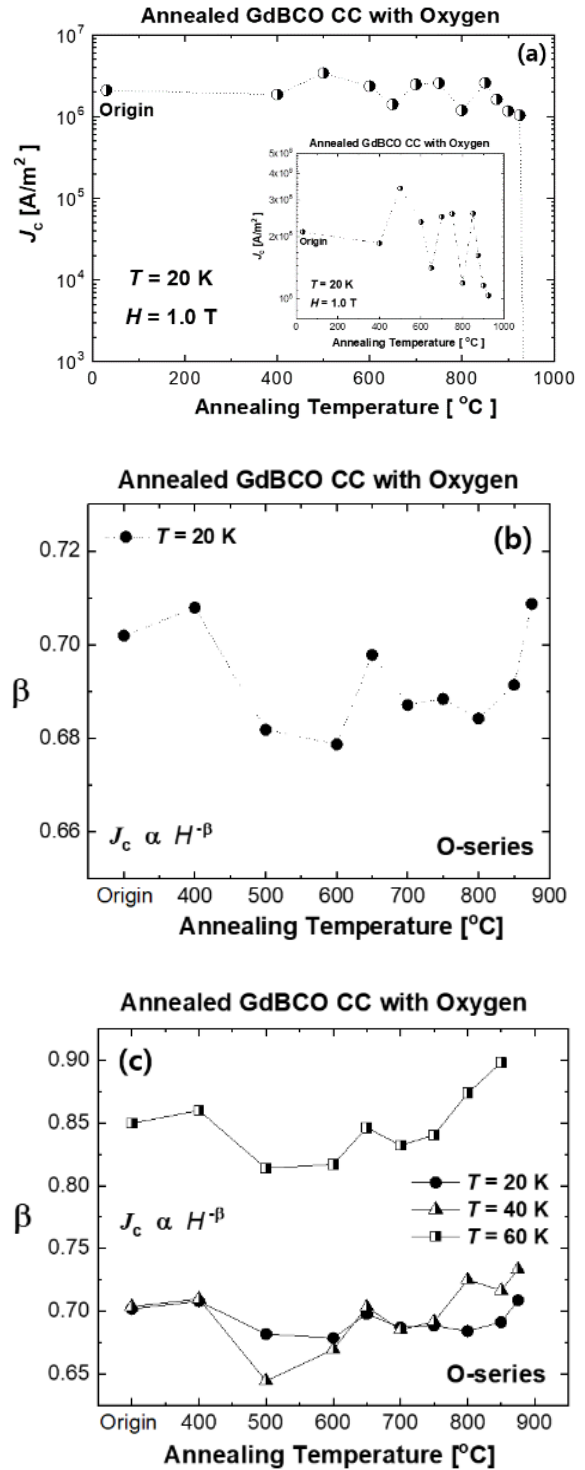


Fig. 4. (a) The semi-logarithmic plots of the critical current density J_c versus annealing temperature T for both origin and heat-treated O-series of HTS GdBCO CC specimens at temperature $T = 20$ K and $H = 1$ T for H parallel to the c -axis. The inset shows the magnified plots near J_c values of both origin and heat-treated O-series of HTS GdBCO CC specimens. (b) The plots of β versus annealing temperatures T , at temperature $T = 20$ K with external fields H parallel to the c -axis. (c) The plots of β versus annealing temperatures T at temperature $T = 20$ K, 40 K, and 60 K, respectively, with external fields H parallel to the c -axis.

shown in Fig. 3-(b), physical properties such as magnetic flux pinning effect can be explained by the relational expression of critical current density J_c and magnetic field H related to the behavior of magnetic fluxes according to the magnetic field intensity, the relational expression of $J_c \propto H^{-\beta}$ [18]. Here β values are the physical indicative quantity indicating the magnetic flux pinning effect. Analytically, they can be divided into three areas: firstly, individual or independent flux pinning area with $\beta \approx 0$, secondly, interacting or collective flux pinning area with $\beta \approx 0.6 \sim 1.2$ of linearly decreasing part, and thirdly, freely flux moving area with $\beta \gg 2$ [16].

The β values of interacting or collective flux pinning area were obtained from the linearly decreasing parts of the Fig. 3-(b). Fig. 4-(b) and -(c) shows the plots of β versus annealing temperatures T , (b) at temperature $T = 20$ K and (c) $T = 20$ K, 40 K, and 60 K, respectively, with external fields H parallel to the c -axis. The lower β values show the better magnetic flux pinning effect. As shown in Fig. 4-(b) and -(c), the β values of 500 ~ 600°C heat-treated HTS GdBCO CC specimens are a bit lower than that of the origin HTS GdBCO CC specimen. These results are consistent with those results as shown in Fig. 4-(a).

In general, the irreversibility magnetic field H_{irr} lines is one of important superconductive aspects in practical applications of HTS CC tapes, such as superconducting power systems and magnets. As mentioned before, the irreversibility magnetic moments $\Delta m_{irr} (= m(H_{dec}) - m(H_{inc}))$, which are the difference of magnetic moment m between the increasing field H_{inc} and the decreasing field H_{dec} branches from $m(H)$ magnetic moment loops, can be obtained from Fig. 3-(a). The H_{irr} values were estimated from the field at which the Δm_{irr} goes to zero.

Fig. 5 shows the irreversibility magnetic field H_{irr} versus annealing temperatures T for both origin and heat-treated O-series of HTS GdBCO CC specimens at temperature $T = 40$ K, 50 K, 60 K, and 77 K, respectively, for H parallel to the c -axis. As shown in Fig. 5, the H_{irr} values linearly decrease as the annealing temperatures T increase. In addition, there are two break-downs, such as weak break-down and strong break-down, in the change of the H_{irr} values according to increasing the annealing temperatures. The strong break-down occurs at a heat treatment of above 935°C, which means loss of superconducting properties. The strong break-down, that is superconducting phase transition, is consistent with the result of Fig. 2.

The decreasing rates (dH_{irr} / dT) of the H_{irr} values according to increasing the annealing temperatures T are -40.98 G/°C at $T = 40$ K, -60.00 and -204.07 G/°C at 50 K, -30.26 and -120.68 G/°C at 60 K, and -11.19 and -56.95 G/°C at 77 K. Interestingly, a weak break-down can be found in the Fig. 5-(b), -(c), and -(d) of the irreversibility magnetic field H_{irr} versus annealing temperatures T . The part where the rate of decrease increases sharply by four or five times is a weak break-down. The weak break-down occurs at a heat treatment of around 750°C, as shown in Fig. 5-(b), -(c), and -(d) for $T = 50$ K, 60 K, and 77K, respectively. The weak break-down, however, was not

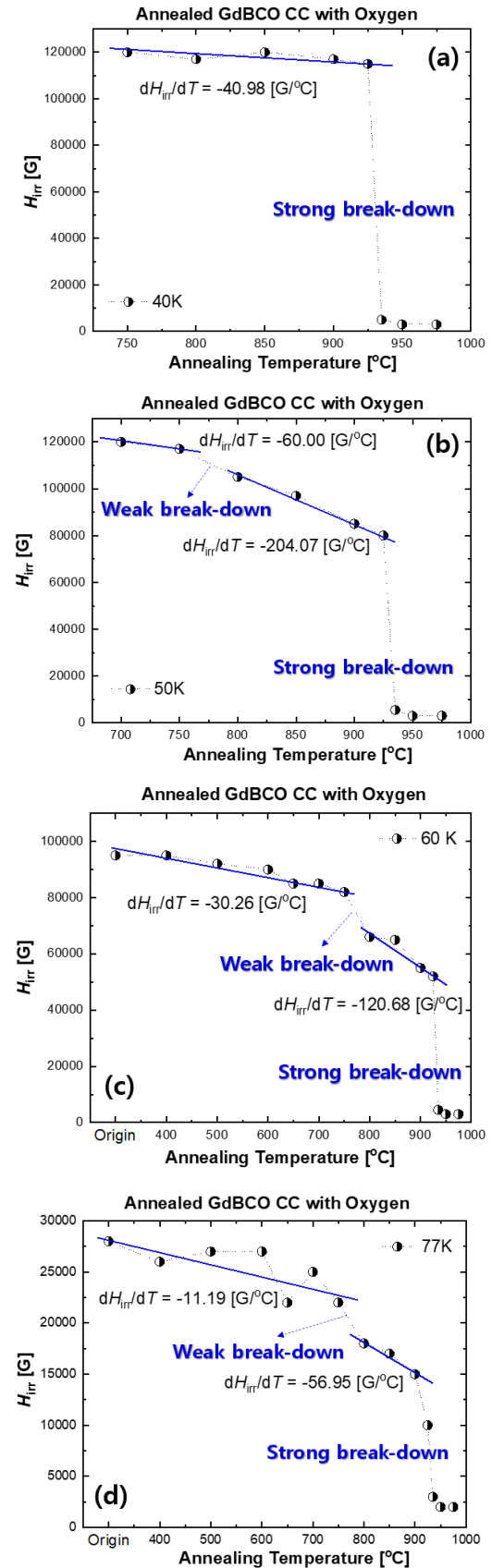


Fig. 5. The irreversibility magnetic field H_{irr} versus annealing temperatures T for both origin and heat-treated O-series of GdBCO CC specimens at temperature (a) $T = 40$ K, (b) $T = 50$ K, (c) $T = 60$ K, and (d) $T = 77$ K for H parallel to the c -axis.

observed at $T = 40$ K because the measurements were performed up to applied magnetic field $H = 12$ T. It is not clear at this time how the weak break-down nature of the heat-treated O-series HTS GdBCO CC specimens according to the annealing temperatures influences the superconducting properties of HTS GdBCO CC tapes. Therefore, additional works to understand the mechanism are underway.

4. SUMMARY

We have reported the magnetic properties of heat treated O-series high temperature superconducting (HTS) GdBCO coated conductor (CC) tapes, which were formed of silver (Ag) protective layer, Ag/GdBCO/Buffer-layers/Stainless Steel. The measurement of the magnetic moment $m(H)$ for heat treated O-series HTS GdBCO CC tapes, were carried out at temperatures -20 K, 30 K, 40 K, 50 K, 60 K, 70 K, 77 K and 100 K in fields up to 12 T, by employing a PPMS-14 (Quantum Design).

The irreversibility magnetic moment Δm_{irr} was obtained by measuring the magnetic moment $m(H)$ loops. The critical current density J_c values have been estimated from the $\Delta m_{\text{irr}}(H)$ data, using a modified Bean model. The J_c values of 500°C or several heat-treated HTS GdBCO CC specimens are a bit higher than those of the origin HTS GdBCO CC specimen.

The magnetic flux behaviors were investigated from the relationship $J_c \propto H^\beta$. The β values which measures how fast the J_c falls off with annealing temperatures T are found to lower at $500 \sim 600^\circ\text{C}$ when compared to the origin HTS GdBCO CC tapes.

Meanwhile, the irreversibility magnetic field H_{irr} values were estimated from the field at which the Δm_{irr} goes to zero. There are two decreasing rate (dH_{irr}/dT) lines of the H_{irr} values according to increasing the annealing temperatures T . The weak break-down occurs at a heat treatment of around 750°C . In addition, the strong break-down occurs at a heat treatment of above 935°C , which means loss of superconducting properties. The nature of the weak break-down is not clear at this time, and further systematic studies are underway.

REFERENCES

- [1] SuNAM Home Page, "SuNAM 2G HTS wire specification," Accessed: Feb. 23, 2021. [Online]. Available: <http://www.i-sunam.com>
- [2] SuperPower Home Page, "SuperPower 2G HTS wire specification," Accessed: Feb. 23, 2021. [Online]. Available: <http://www.superpower-inc.com/content/2G-hts-wire>
- [3] C. Senatore, C. Barth, M. Bonura, M. Kulich, and G. Mondonico, "Field and temperature scaling of the critical current density in commercial REBCO coated conductor," *Supercond. Sci. Technol.*, vol. 29, pp. 014002, 2016.
- [4] Yeonjoo Park, Myungwhon Lee, Heesung Ann, Yoon Hyuck Choi, and Haigun Lee, "A superconducting joint for GdBa₂Cu₃O_{7- δ} -coated conductors," *NPG Asia Materials*, vol. 6, pp. e98, 2014.
- [5] J. Y. Kato, N. Sakai, S. Tajima, S. Miyata, M. Konishi, et al., "Diffusion joint of YBCO coated conductors using stabilizing silver layers," *Physica C*, vol. 445-448, pp. 686-688, 2006.
- [6] C. A. Baldan, U. R. Oliveira, A. A. Bernardes, V. P. Oliveira, C. Y. Shigue, and E. Ruppert, "Electrical and Superconducting Properties in Lap Joints for YBCO Tapes," *J. Supercond. Nov. Magn.*, vol. 26, pp. 2089-2092, 2013.
- [7] M. Sugano, T. Nakamura, K. Shikimachi, N. Hirano, and S. Nagaya, "Stress tolerance and fracture mechanism of solder joint of YBCO coated conductors," *IEEE Trans. Appl. Supercond.*, vol. 17, no. 2, pp. 3067-3070, 2007.
- [8] W. Liu, X. Zhang, J. Zhou, and Y. Zhou, "Delamination Strength of the Soldered Joint in YBCO Coated Conductors and Its Enhancement," *IEEE Trans. Appl. Supercond.*, vol. 25, no. 4, pp. 6606109, 2015.
- [9] H. S. Kim, J. B. Song, N. Y. Kwon, K. L. Kim, and H. G. Lee, "The influence of heat-treatment and oxygenation annealing on the superconducting properties of YBCO coated conductors," *Supercond. Sci. Technol.*, vol. 22, pp. 125016, 2009.
- [10] M. O. Eatough, G. S. Ginley, B. Morosin, and E. L. Venturini, "Orthorhombic-tetragonal phase transition in high-temperature superconductor YBa₂Cu₃O₇," *Appl. Phys. Lett.*, vol. 51, no. 5, pp. 367-368, 1987.
- [11] W. Lo, Tong B. Tang, Chaorui Li, and Yuhuan Xu, "Thermodynamic studies of the orthorhombic-tetragonal transition in Ba₂YCu₃O_{7- δ} ," *Appl. Phys. Lett.*, vol. 53, no. 26, pp. 2710-2712, 1988.
- [12] C. P. Bean, "Magnetization of high-field superconductors," *Rev. Mod. Phys.*, vol. 36, pp. 31-36, 1964.
- [13] E. H. Brandt and M. Indenbom, "Type-II-superconductor strip with current in a perpendicular magnetic field," *Phys. Rev. B*, vol. 48, no. 17, pp. 12893-12906, 1993.
- [14] X. L. Wang, A. H. Li, S. Yu, S. Ooi, K. Hirata, et al., "Thermally assisted flux flow and individual vortex pinning in Bi₂Sr₂Ca₂Cu₃O₁₀ single crystals grown by the traveling solvent floating zone technique," *J. Appl. Phys.*, vol. 97, pp. 10B114, 2005.
- [15] Byung Du Park and Kyu Jeong Song, "Magnetic Property of the High-Temperature Superconductor GdBCO Coated Conductor," *New Physics: Sae Mulli*, vol. 67, no. 11, pp. 1264-1271, 2017.
- [16] Seok Han Yang and Kyu Jeong Song, "The Superconducting Properties of a High-Temperature Superconducting GdBCO-Coated Conductor," *New Physics: Sae Mulli*, vol. 68, no. 12, pp. 1293-1301, 2018.
- [17] Kyu Jeong Song, Seok Han Yang, Gi Ppeum Choi, Jichon Lim, and Chan Park, "The Magnetic Properties of Several HTS GdBCO-Coated Conductors," *IEEE Trans. Appl. Supercond.*, vol. 29, no. 5, pp. 6601204, 2019.
- [18] S. Kang, A. Goyal, J. Li, A. A. Gapud, P. M. Martin, et al., "High-Performance High-Tc Superconducting Wires," *Science*, vol. 311, no. 5769, pp. 1911-1914, 2006.