

## Refractive Index and Excess Volume for Diisopropylamine + Isomeric Butanol Mixtures in terms of Nakata and Sakurai model

Kavitha Kumari and Sanjeev Maken\*

*Department of Chemistry, Deenbandhu Chhotu Ram University of Science and Technology, Murthal-131 039, India*  
(Received 19 January 2021; Received in revised from 19 July 2021; Accepted 5 August 2021)

**Abstract** – Alkyl amines are widely used in various industries. Nowadays these are also used in CO<sub>2</sub> capture technology because amines react with CO<sub>2</sub> and remove it from the flue gas. To make the amines more compatible towards this technology, physico chemical properties may be altered by mixing with other solvents. In the present report, we measured the refractive properties of pure diisopropylamine (DIPA) (1) + isomeric butanol (2) at 298.15 K to 308.15 K. The  $\Delta n$  values were positive for DIPA + n-butanol or sec-butanol or isobutanol or tert-butanol mixtures. The measured data was correlated with Redlich-Kister equation. The excess molar volume data were predicted from refractive index data using Nakata and Sakurai model. The experimental data were also predicted by various correlations, and the prediction capability of these correlations was reported through standard deviation. Further, the deviation in refractive index ( $\Delta n$ ) data was interpreted by the consideration of specific molecular interactions between DIPA and isomeric butanol.

Key words: Isomeric butanol, Diisopropylamine, Refractive index, Molecular interactions, Mixing rules, Excess molar volume

### 1. Introduction

Thermophysical properties are of great importance in the design of engineering equipment. Among various properties, the most important and frequently applied properties are density, viscosity, enthalpy, speed of sound and refractive index [1-6]. For the complete understanding of molecular interactions between the components, the thermophysical properties of pure or binary or multicomponent mixtures are to be determined which illustrate the deviation from ideality [7-12]. Thermophysical properties are highly influenced by the size, shape and polarity of the molecules [13].

Alkanolamine aqueous solution has more advantages than amines as novel solvent due to higher loading capacity, faster reaction rate and low energy need for the process of regeneration. The mixing of alkanol to diisopropylamine (DIPA) leads to increase in solubility of alkanolamine due its H-bonding capability with alkanols, which results in association of the components. Thus DIPA + alkanol binary mixtures can be considered as a good mixture for removal of acid gas in plants [14-23]. Above discussion indicates that determination of thermophysical of liquid mixtures applicable in various industries processes is an area of keen interest for the researchers.

The refractive indexes of pure liquids and mixtures have been reported for a long time to understand the optical properties of the materials [24-27]. This property gives valuable information about the intermolecular interactions between the components of binary

liquid mixtures. The refractive index is influenced by density and temperature of the medium. Therefore, determinations of the refractive index at different temperatures are required for the complete understanding of the properties and molecular interactions [26,28]. Accurate estimation of the refractive index can be correlated to the concentration, temperature and pressure of the liquid mixtures. Among various solvents (water, ether, alcohols, amines, etc.) used to alter the thermo-physical properties, alcohols are widely used. Alcohols are associated molecules which are associated with the presence of polar functional groups. The excess properties are highly influenced by the variability of carbon chain, geometry of the molecule and position of the functional group. In branching alcohols, the geometric area is highly occupied by the hydrophobic organic part, which affects the properties in liquid mixtures when they are added. Further, alkyl amines and alkanolamines are the components which are used in various industries like post-combustion carbon capture, pharmaceuticals, and fertilizers [29-32]. For a long time, alcohols or amines were used in this process to alter these properties. Amines are widely applied in the production of agrochemicals used for crop protection. Alkanols are polar molecules and used in pharmaceutical industries in various synthesis processes. Therefore, determination of various thermophysical properties for binary mixtures containing amines and alkanols is useful for various industries.

In this view, it is interesting to study the physical properties of binary liquid mixtures containing alkyl amines and alcohols. In the continuation of our research work on the determination of physical properties of liquid mixtures, the present investigation reports the refractive indices data of DIPA + isomeric butanol mixtures at 298.15 K to 308.15 K and fitted to Redlich-Kister polynomial equation. Further various mixing rules were applied to predict the experimental

\*To whom correspondence should be addressed.

E-mail: sanjeevmakin@gmail.com

This is an Open-Access article distributed under the terms of the Creative Commons Attribution Non-Commercial License (<http://creativecommons.org/licenses/by-nc/3.0>) which permits unrestricted non-commercial use, distribution, and reproduction in any medium, provided the original work is properly cited.

data. The deviation in refractive index ( $\Delta n$ ) was used to analyze to interpret the molecular interaction between DIPA and isomeric butanol molecules. The excess molar volumes were predicted from the measured  $n_D$  data of pure components and their binary mixtures by Nakata and Sakurai model [33,34].

## 2. Experimental

DIPA from Merck and butanol isomers (n-butanol, sec-butanol, isobutanol, tert-butanol) from CDH were purchased having purity >99%. All chemicals were stored over molecular sieve (4A) for more than one week before analysis. Purity of the samples was checked by measurement of their density and refractive index. The density was measured by vibrating tube densimeter (Anton Paar-5000) with a

precision of  $0.05 \text{ kg m}^{-3}$  at  $T = (298.15 \text{ to } 318.15) \text{ K}$  and  $p = 0.1 \text{ MPa}$ . The  $n_D$  data were measured at similar condition with a refractometer (AbbeMat-200) with a precision of 0.0001 and having temperature controlled within  $\pm 0.01 \text{ K}$  with accuracy up to  $\pm 1 \times 10^{-4}$ . The binary mixtures were made using a balance of precision  $\pm 0.1 \text{ mg}$  (OHAUS, AR224CN).

The experimental uncertainty in the measured density ( $\rho$ ), refractive index ( $n_D$ ) and mole fraction ( $x$ ) was  $10^{-3} \text{ kg m}^{-3}$ , 0.0002 and 0.0001, respectively. The uncertainty in the measurement of these properties,  $u(\bar{X})$ , was calculated by the following equation [23]:

$$u(\bar{X}) = \left[ \frac{\sum_{i=1}^N (X_i - \bar{X})^2}{N(N-1)} \right]^{1/2}$$

**Table 1. Measured densities ( $\rho$ ) and refractive indices ( $n_D$ ) of the pure compounds**

Compound	$\rho/\text{g cm}^{-3}$		$n_D$	
	Experimental	Literature	Experimental	Literature
diisopropylamine				
298.15 K	0.712174	0.7148 [35] 0.7100 [35]	1.3910	1.3921 [35]
308.15 K	0.702393	0.70518 [35]	1.3853	1.3857 [35]
318.15 K	0.692496	0.69559 [35]	1.3794	1.3799 [35]
<i>n</i> -Butanol				
298.15 K	0.805918	0.805907 [36] 0.80589 [36] 0.805806 [38]	1.3970	1.39728 [37]
308.15 K	0.798201	0.79829 [39] 0.79825 [40] 0.798101 [38]	1.3929	1.39324 [37]
318.15 K	0.790333	0.790212 [37] 0.79018 [41] 0.790248 [38]	1.3887	1.38911 [37]
sec-Butanol				
298.15 K	0.802750	0.802847 [42] 0.80242 [44] 0.802938 [38]	1.3949	1.3952 [43] 1.395 [45]
308.15 K	0.794245	0.794363 [42] 0.79421 [46] 0.794435 [38]	1.3903	
318.15 K	0.785348	0.78521 [39] 0.785546 [38]	1.3856	
isobutanol				
298.15 K	0.798146	0.7982 [47] 0.7982 [49]	1.3928	1.3939 [48]
308.15 K	0.790296	0.790629 [37] 0.79026 [35]	1.3886	
318.15 K	0.782227	0.781982 [37]	1.3844	
tert-butanol				
298.15 K	0.780511	0.780720 [37] 0.78068 [50]	1.3846	1.38488 [37]
308.15 K	0.770347	0.770212 [37] 0.77024 [49] 0.770296 [38]	1.3795	1.37985 [37] 1.37947 [51]
318.15 K	0.760157	0.759502 [37] 0.75987 [52]	1.3742	1.37402 [37] 1.37384 [51]

**Table 2. Refractive index ( $n_D$ ) and deviation in refractive index ( $\Delta n$ )**

$x_1$	$n_D$		$\Delta n$		$n_D$		$\Delta n$	
	298.15 K		308.15 K		318.15 K			
DIPA (1) + n-butanol (2)								
0	1.3970	0.0000	1.3929	0.0000	1.3887	0.0000		
0.0712	1.3997	0.0031	1.3953	0.0029	1.3910	0.0029		
0.1377	1.4016	0.0054	1.3969	0.0051	1.3924	0.0050		
0.1796	1.4025	0.0066	1.3977	0.0062	1.3930	0.0060		
0.2502	1.4034	0.0079	1.3986	0.0076	1.3937	0.0073		
0.3032	1.4037	0.0085	1.3988	0.0083	1.3938	0.0080		
0.3664	1.4038	0.0090	1.3988	0.0086	1.3936	0.0083		
0.4975	1.4025	0.0085	1.3974	0.0083	1.3922	0.0081		
0.5516	1.4016	0.0079	1.3964	0.0077	1.3911	0.0076		
0.6264	1.4000	0.0068	1.3947	0.0066	1.3894	0.0065		
0.6576	1.3993	0.0062	1.3939	0.0060	1.3885	0.0059		
0.7415	1.3971	0.0046	1.3916	0.0043	1.3861	0.0043		
0.7846	1.3959	0.0036	1.3904	0.0034	1.3847	0.0033		
0.8348	1.3944	0.0024	1.3889	0.0024	1.3832	0.0023		
0.8867	1.3932	0.0015	1.3875	0.0014	1.3817	0.0013		
0.9150	1.3925	0.0009	1.3868	0.0009	1.3810	0.0008		
1	1.3910	0.0000	1.3853	0.0000	1.3794	0.0000		
DIPA (1) + sec-butanol (2)								
0	1.3949	0.0000	1.3903	0.0000	1.3856	0.0000		
0.0844	1.3965	0.0020	1.3918	0.0019	1.3869	0.0018		
0.1445	1.3976	0.0032	1.3927	0.0031	1.3877	0.0030		
0.1738	1.3980	0.0037	1.3931	0.0036	1.3880	0.0035		
0.2182	1.3985	0.0044	1.3935	0.0043	1.3884	0.0041		
0.2787	1.3989	0.0051	1.3938	0.0049	1.3886	0.0048		
0.3190	1.3991	0.0054	1.3939	0.0052	1.3886	0.0050		
0.3562	1.3991	0.0056	1.3938	0.0053	1.3885	0.0052		
0.4180	1.3988	0.0056	1.3936	0.0054	1.3882	0.0052		
0.4916	1.3983	0.0053	1.3929	0.0051	1.3875	0.0049		
0.5359	1.3978	0.0050	1.3925	0.0048	1.3869	0.0046		
0.6035	1.3970	0.0044	1.3916	0.0043	1.3860	0.0041		
0.6690	1.3961	0.0038	1.3906	0.0037	1.3849	0.0035		
0.7401	1.3951	0.0031	1.3896	0.0030	1.3838	0.0028		
0.7887	1.3944	0.0026	1.3888	0.0025	1.3830	0.0023		
0.8536	1.3935	0.0019	1.3878	0.0018	1.3820	0.0017		
0.9119	1.3926	0.0013	1.3869	0.0011	1.3811	0.0011		
1	1.3910	0.0000	1.3853	0.0000	1.3794	0.0000		
DIPA (1) + isobutanol (2)								
0	1.3928	0.0000	1.3886	0.0000	1.3844	0.0000		
0.1082	1.3970	0.0044	1.3925	0.0043	1.3879	0.0041		
0.1366	1.3977	0.0052	1.3931	0.0049	1.3884	0.0047		
0.1782	1.3987	0.0062	1.3939	0.0059	1.3891	0.0056		
0.2206	1.3994	0.0070	1.3946	0.0068	1.3897	0.0064		
0.2688	1.4000	0.0077	1.3951	0.0074	1.3901	0.0071		
0.3922	1.4006	0.0086	1.3955	0.0082	1.3904	0.0080		
0.4965	1.4004	0.0085	1.3952	0.0082	1.3899	0.0080		
0.5782	1.3996	0.0078	1.3943	0.0076	1.3890	0.0074		
0.6063	1.3993	0.0076	1.3939	0.0073	1.3885	0.0071		
0.6608	1.3984	0.0068	1.3930	0.0066	1.3875	0.0064		
0.6898	1.3979	0.0063	1.3925	0.0062	1.3870	0.0060		
0.7858	1.3958	0.0045	1.3903	0.0043	1.3846	0.0041		
0.8022	1.3954	0.0041	1.3899	0.0040	1.3842	0.0038		
0.8396	1.3945	0.0032	1.3890	0.0032	1.3833	0.0031		
0.9185	1.3927	0.0015	1.3870	0.0015	1.3812	0.0014		
1	1.3910	0.0000	1.3853	0.0000	1.3794	0.0000		

Table 2. Continued

$x_1$	$n_D$		$\Delta n$		$n_D$		$\Delta n$	
	298.15 K		308.15 K		318.15 K			
DIPA (1) + tert-butanol (2)								
0.0000	1.3846	0.0000	1.3795	0.0000	1.3742	0.0000		0.0000
0.0617	1.3865	0.0015	1.3812	0.0013	1.3757	0.0012		0.0012
0.0940	1.3872	0.0020	1.3819	0.0018	1.3764	0.0017		0.0017
0.1420	1.3882	0.0027	1.3828	0.0025	1.3771	0.0022		0.0022
0.2234	1.3895	0.0034	1.3840	0.0032	1.3783	0.0029		0.0029
0.2613	1.3899	0.0036	1.3844	0.0034	1.3787	0.0031		0.0031
0.3127	1.3904	0.0038	1.3849	0.0036	1.3792	0.0033		0.0033
0.3835	1.3909	0.0038	1.3854	0.0037	1.3796	0.0034		0.0034
0.5058	1.3914	0.0036	1.3858	0.0034	1.3800	0.0032		0.0032
0.6703	1.3915	0.0026	1.3858	0.0024	1.3800	0.0023		0.0023
0.6079	1.3915	0.0030	1.3859	0.0029	1.3801	0.0027		0.0027
0.7401	1.3913	0.0020	1.3856	0.0018	1.3798	0.0017		0.0017
0.8004	1.3912	0.0014	1.3854	0.0012	1.3796	0.0012		0.0012
0.8665	1.3910	0.0008	1.3852	0.0007	1.3794	0.0007		0.0007
0.9025	1.3909	0.0006	1.3851	0.0004	1.3793	0.0004		0.0004
0.9383	1.3909	0.0003	1.3851	0.0002	1.3793	0.0002		0.0002
1	1.3910	0.0000	1.3853	0.0000	1.3794	0.0000		0.0000

where  $X_i$  is the measured property of the compound,  $\bar{X}$  is the average of multiple measured data and  $N$  is the number of experimental points.

The densities ( $\rho$ ) and refractive indices ( $n_D$ ) of pure compounds and their binary mixtures are given in Table 1 and Table 2, respectively.

### 3. Results and Discussion

The deviation in refractive index  $\Delta n$  was calculated from the measured refractive index data for binary DIPA (1) + isomeric butanol (2) mixtures using Eq. (1):

$$\Delta n = n_D - \sum_{i=1}^2 x_i n_{D_i} \quad (1)$$

where  $n_{D_i}$  and  $n_D$  are the refractive index of  $i$ th components and their binary mixture, respectively. The  $n_D$  and  $\Delta n$  for the binary mixtures in whole range of mole fractions are given in Table 2. The  $\Delta n$  values were also fitted to Redlich-Kister equation:

$$\Delta n = x_1(1-x_1) \left[ \sum_{n=1}^4 A^{(j)} (2x_1-1)^{(j-1)} \right] \quad (2)$$

where  $A^{(j)}$  are the adjustable parameters and calculated by fitting  $\Delta n$  data in Eq. (2) and were recorded in Table 3 along with respective standard deviations  $\sigma(\Delta n)$ . The experimental  $\Delta n$  data as well as values calculated by Redlich-Kister equation are shown in Fig. 1.

The  $n_D$  values were further predicted in terms of various correlations like Arago-Biot (A-B), Gladston-Dale (G-D), Lorentz (L-L), Heller (H), Weiner (W), Newton (Nw), and Eyring-John (E-J) (Eqs. (3)-(9)).

Table 3. Redlich-Kister equation parameters ( $A^{(j)}$ ) and standard deviation ( $\sigma$ )

$T/K$	$A^{(1)}$	$A^{(2)}$	$A^{(3)}$	$A^{(4)}$	$\sigma$
DIPA (1) + n-butanol (2)					
298.15	0.0340	-0.0179	-0.0059	-0.0044	$3 \times 10^{-05}$
308.15	0.0331	-0.0174	-0.0077	-0.0028	$2 \times 10^{-05}$
318.15	0.0323	-0.0157	-0.0079	-0.0063	$3 \times 10^{-05}$
DIPA (1) + sec-butanol (2)					
298.15	0.0210	-0.0118	-0.0006	0.0086	$9 \times 10^{-06}$
308.15	0.0202	-0.0111	-0.0008	0.0065	$5 \times 10^{-06}$
318.15	0.0195	-0.0116	-0.0013	0.0085	$1 \times 10^{-05}$
DIPA (1) + iso-butanol (2)					
298.15	0.0337	-0.0097	-0.0003	-0.0093	$3 \times 10^{-05}$
308.15	0.0326	-0.0088	-0.0008	-0.0093	$4 \times 10^{-05}$
318.15	0.0318	-0.008	-0.0023	-0.0091	$5 \times 10^{-05}$
DIPA (1) + tert-butanol (2)					
298.15	0.0143	-0.0075	0.0012	-0.0054	$2 \times 10^{-05}$
308.15	0.0137	-0.0074	-0.0011	-0.0049	$2 \times 10^{-05}$
318.15	0.0129	-0.0064	-0.0014	-0.0043	$2 \times 10^{-05}$

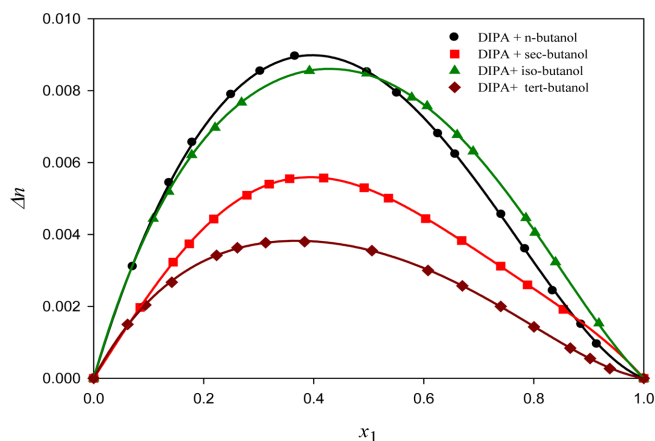


Fig. 1. Deviation in refractive index ( $\Delta n$ ) with mole fraction of DIPA ( $x_1$ ) at 298.15 K. Experimental values (Symbols) and Redlich-Kister Values (Solid lines).

The details of these mixing rules are given in our earlier paper [53].

$$\text{Arago-Biot (A-B)} \quad n_D = n_{D1}\phi_1 + n_{D2}\phi_2 \quad (3)$$

$$\text{Gladstone-Dale (G-D)} \quad n_D - 1 = (n_{D1} - 1)\phi_1 + (n_{D2} - 1)\phi_2 \quad (4)$$

$$\text{Lorentz-Lorenz (L-L)} \quad \frac{n_D^2 - 1}{n_D^2 + 2} = \left( \frac{n_{D1}^2 - 1}{n_{D1}^2 + 2} \right) \phi_1 + \left( \frac{n_{D2}^2 - 1}{n_{D2}^2 + 2} \right) \phi_2 \quad (5)$$

$$\text{Heller (H)} \quad \frac{n_D - 1}{n_D} = \frac{3}{2} \left( \frac{(n_{D2}/n_{D1}) - 1}{(n_{D2}/n_{D1}) + 1} \right) \phi_2 \quad (6)$$

$$\text{Weiner (W)} \quad \frac{n_D^2 - n_{D1}^2}{n_D^2 + 2n_{D2}^2} = \left( \frac{n_D^2 - n_{D1}^2}{n_{D2}^2 + 2n_{D2}^2} \right) \phi_2 \quad (7)$$

$$\text{Newton (Nw)} \quad n_D^2 - 1 = (n_{D1}^2 - 1)\phi_1 + (n_{D2}^2 - 1)\phi_2 \quad (8)$$

$$\text{Eyring and John (E-J)} \quad n_D = n_{D1}\phi_1^2 + 2(n_{D1}n_{D2})^{1/2}\phi_1\phi_2 + n_{D2}\phi_2^2 \quad (9)$$

In all the above mixing correlations  $n_{Di}$  (where  $i = 1$  or  $2$ ) and  $n_D$  are the refractive index of pure components binary mixture. Here  $\phi_1$  and  $\phi_2$  represent the volume fraction of pure components 1 and 2 and can be given as

$$\phi_1 = x_1 V_1 / \sum x_i V_i \quad \text{and} \quad \phi_2 = x_2 V_2 / \sum x_i V_i \quad (10)$$

The details of these mixing rules are given elsewhere [53]. The results from various refractive index correlations were compared and found to agree well with the experimental data.

The deviations in the experimental and theoretical results from various correlations are presented in the form of standard deviation and also in Fig. 2 (only at 298.15 K). A good agreement was observed for all the mixing relations.

The  $\Delta n$  for DIPA (1) + n-butanol (2) or + sec-butanol (2) or + isobutanol (2) or + tert-butanol (2) are positive (Fig. 1). The positive value of  $\Delta n$  denotes the interactive interaction between DIPA and isomeric butanol molecules. In the present binary mixtures, the presence of polar function group (-NH and -OH) also addresses the presence of stronger H-bonding between unlike molecules which leads to positive deviation in  $\Delta n$ . Further, negative  $V_m^E$  values for all

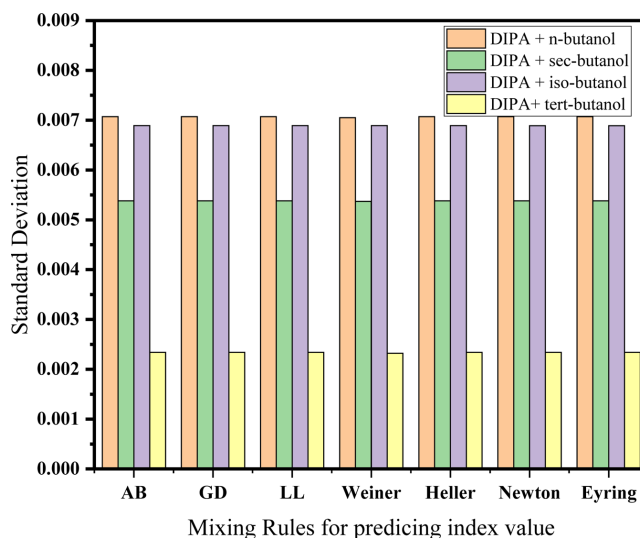


Fig. 2. Standard deviation in  $n_D$  calculated by various correlations Eqs. (3-9) for binary DIPA (1) + butanol (2) at 298.15 K.

the binary mixture also support the strong H-bonding between unlike molecules (Fig. 3). DIPA and isomeric butanol have hydrogen bonding. The sign and magnitude of  $V_m^E$  is the result of unlike intermolecular interaction interactions as well as molecular packing in liquid mixture. The first factor is associated with disruption of forces between the components of like molecules and formation of interactions between unlike molecule of liquid mixtures. Presence of different functional groups alters the magnitude of interactions in the mixture. On the other hand, molecular arrangements in the liquid mixtures are influenced by structure and shape of molecule. The cumulative effect of these two factors decides the sign and magnitude of  $V_m^E$ . In the present systems, negative values  $V_m^E$  over the whole composition predict the stronger intermolecular attractive forces between amine group (-NH) of DIPA and -OH group of butanol and also somewhat better packing in mixed state.

The  $\Delta n$  values for equimolar mixtures of DIPA (1) + isomeric butanol (2) follow the sequence: n-butanol > iso-butanol > sec-butanol > tert-butanol. The branching at the carbon atom attached to the hydroxyl group obstructs the approach/interaction of hydroxyl hydrogen ( $OH^+$ ) of butanol and -NH group of amines [50]. Thus  $\Delta n$  value decreases for with increase in branching of butyl group and was found to be maximum for n-butanol and minimum for tert-butanol.

### 3-1. The excess volume from refractive index: Nakata and Sakurai model

For the prediction of  $V_m^E$  values from  $n_D$  data, the Nakata and Sakurai model (Model I) is used [34]. According to this model,

$$V_m^E = \sum_{i=1}^2 \left[ (f(n_{Di}) - f(n_D)) \left( \frac{x_i V_i}{f(n_D)} \right) \right] \quad (11)$$

In the above equation, the specific refraction is presented as

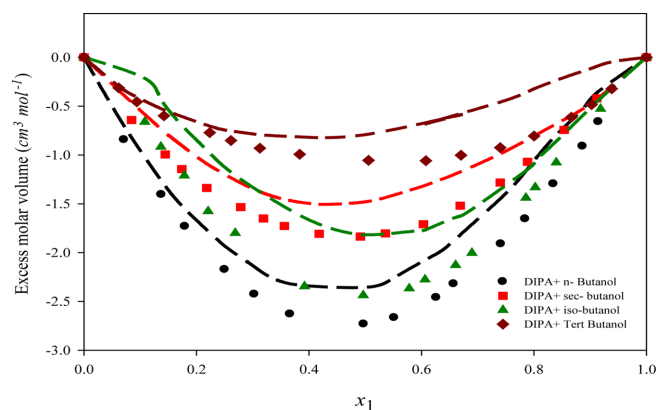


Fig. 3. Excess molar volume ( $V_m^E$ ) versus mole fraction of DIPA ( $x_1$ ) at 298.15 K. Experimental values (Symbols) and Nakata and Sakurai model [34] (dashed lines).

$$\frac{f(n_D)}{\rho} = \sum_{i=1}^2 w_i \frac{f(n_{Di})}{\rho_i} \quad (12)$$

In Eqs. (11) and (12), subscript ‘ $i$ ’ represents the pure component DIPA (1) or butanol (2) and absence of subscript represents a binary mixture. In these equations,  $w$ ,  $\rho$ ,  $n_D$ ,  $x$ ,  $V$  represent the mass fraction, density, refractive index, mole fraction and molar volume, respectively, and  $f(n_D)$  is a function of refractive index.

The  $V_m^E$  values were predicted from the experimental  $n_D$  data at 298.15 K for the DIPA (1) + butanol isomers (2) with the incorporation of L-L mixing rules, and the results were compared with the experimental excess volume data in Fig. 3. This equation predicts the sign and shape of excess volume curves only except for isobutanol mixtures in the mole fraction below 0.2 (Fig. 3) but unable to predict the magnitude.

The  $\Delta n$  values for DIPA (1) + isomeric butanols (2) at equimolar mixtures follow the sequence: n-butanol > iso-butanol > sec-butanol > tert-butanol. The refractive index is an index of speed of light, varied with density of the medium. With increase in density of the medium,  $n_D$  also increases. As in the binary mixtures of DIPA + n-butanol, n-butanol is highly approachable due to straight chain molecule and forms strong H-bonding with DIPA, causing maximum increase in density and hence the refractive index. Consequently,  $\Delta n$  is highly positive and maximum in this case. As *tert*-butanol has maximum branching at the carbon atom attached to hydroxyl group among all the isomers of butanol, therefore offers maximum steric hindrance to hydroxyl hydrogen to interact with –NH group. This weakens the H-bonding between both components to the minimum. Consequently, density as well as  $\Delta n$  should be minimum for *tert*-butanol mixture. This is what we have observed (Fig. 1). The least interaction of DIPA and *tert*-butanol may also be attributed to the higher exposed hydrophobic part due to its geometry, which makes it less approachable towards DIPA causing less specific interactions.

Temperature also affects  $\Delta n$  values. As temperature increases from 298.15 K to 308.15 K, the  $\Delta n$  values decrease, which is due to decrease in density of the medium owing to weakening of intermolecular

H-bonding. The effect of temperature on  $\Delta n$  values for DIPA+ *tert*-butanol is higher in comparison to DIPA+ n-butanol or sec-butanol or iso-butanol. It is because of the lesser interaction of DIPA + *tert*-butanol molecule, which are further more affected by the increase in temperature.

#### 4. Conclusion

The refractive index for the binary mixtures of diisopropylamine (DIPA) + isomeric butanol was measured and  $\Delta n$  values were determined from 298.15 K to 308.15 K. The  $\Delta n$  values for all the binary mixtures were found positive and magnitude of  $\Delta n$  for DIPA (1) + isomeric butanol (2) at equimolar mixtures follow the sequence: n-butanol > iso-butanol > sec-butanol > *tert*-butanol. This trend is observed as a result of cumulative effect of molecular interactions between unlike molecules and packing of the molecules in binary mixtures. The negative values of  $\Delta n$  represent the specific molecular interactions. Moreover, highest value of  $\Delta n$  in DIPA + n-butanol shows higher magnitude of specific interactions, which is least in case of DIPA + *tert*-butanol. The results were well explained on the basis of size, shape and geometry of the molecules. The refractive index data were also analyzed in terms of various mixing correlations and found to be in good agreement with experimental results. Nakata and Sakurai model [34] was applied to predict the  $V_m^E$  values from refractive index data of pure as well as their binary mixtures, and it predicted the sign and shape of excess molar volume ( $V_m^E$ ) versus mole fraction ( $x_1$ ) curves for the present binary systems.

#### Acknowledgment

Kavitha Kumari acknowledges Deenbandhu Chhotu Ram University of Science and Technology, Murthal, India for financial assistance as University Research Scholarship (URS).

#### References

1. Cases, A. M., Gómez Marigliano, A. C., Bonatti, C. M. and Sólamo, H. N., “Density, Viscosity, and Refractive Index of Formamide, Three Carboxylic Acids, and Formamide + Carboxylic Acid Binary Mixtures,” *Journal of Chemical & Engineering Data*, **46**, 712-715(2001).
2. Gomez Marigliano, A. C. and Solimo, H. N., “Density, Viscosity, Excess Molar Volume, Viscosity Deviation, and Their Correlations for Formamide + Three Alkan-1-ols Binary Systems,” *Journal of Chemical & Engineering Data*, **47**, 796-800(2002).
3. Gómez Marigliano, A. C. and Varetti, E. L., “Self-Association of Formamide in Carbon Tetrachloride Solutions: An Experimental and Quantum Chemistry Vibrational and Thermodynamic Study,” *The Journal of Physical Chemistry A*, **106**, 1100-1106(2002).
4. Patil, S. S., Mirgane, S. R. and Arbad, B. R., “Excess Molar Volumes and Deviation in Viscosities of Binary Liquid Mixtures of Acrylic Esters with Hexane-1-ol at 303.15 and 313.15 K,” *Journal of Saudi Chemical Society*, **18**, 945-952(2014).

5. Mrad, S., Lafuente, C., Giner, B. and Hichri, M., "Thermophysical Study of the Binary Mixtures of N,N-dimethylacetamide with 2-propanol and 2-butanol," *Thermochimica Acta*, **655**, 169-175(2017).
6. Majstorović, D. M., Živković, E. M. and Kijevčanin, M. L., "Volumetric and Viscometric Study and Modelling of Binary Systems of Diethyl Tartrate and Alcohols," *Journal of Molecular Liquids*, **248**, 219-226(2017).
7. Gahlyan, S., Bhagat, P., Maken, S. and Park, S.-J., "Density and Viscosity Studies of Mixtures of Oxygenate with n-alkanes (C9-C12) at (298.15, 308.15 and 318.15) K: Application of Prigogine-Flory-Patterson and Bloomfield and Dewan Model," *Journal of Molecular Liquids*, **306**, 112859(2020).
8. Kim, M.-G., Park, S.-J. and Hwang, I.-C., "Excess Molar Enthalpies for the Binary and Ternary Mixtures of Ether Compounds (di-isopropyl ether, di-butyl ether, propyl vinyl ether) with Ethanol and Isooctane at 298.15 K," *Korean J. Chem. Eng.*, **25**, 1160-1164 (2008).
9. Noh, H. J., Park, S.-J. and In, S.-J., "Excess Molar Volumes and Deviations of Refractive Indices at 298.15 K for Binary and Ternary Mixtures with Pyridine or Aniline or Quinoline," *Journal of Industrial and Engineering Chemistry*, **16**, 200-206(2010).
10. Park, S.-J., Han, K.-J. and Gmehling, J., "Vapor-liquid Equilibria and Excess Properties for Methyl Tert-butyl Ether (MTBE) Containing Binary Systems," *Fluid Phase Equilibria*, **200**, 399-409 (2002).
11. Hwang, I.-C., Park, S.-J. and Han, K.-J., "Vapor-liquid Equilibria at 333.15 K and Excess Molar Volumes and Deviations in Molar Refractivity at 298.15 K for Mixtures of Diisopropyl Ether, Ethanol and Ionic Liquids," *Fluid Phase Equilibria*, **309**, 145-150(2011).
12. Gahlyan, S., Rani, M., Devi, R., Park, S.-J. and Maken, S., "Volumetric, Acoustic and Optical Studies of Ternary Mixture of Diisopropyl Ether, n-heptane and n-octane," *Journal of Molecular Liquids*, **306**, 112605(2020).
13. Gahlyan, S., Rani, M., Lee, I., Moon, I. and Maken, S., "Measurement and Correlation of Excess Molar Volumes for Mixtures of 1-propanol and Aromatic Hydrocarbons," *Korean J. Chem. Eng.*, **32**, 168-177(2015).
14. Gahlyan, S., Rani, M. and Maken, S., "Excess Molar Volume of Binary Mixtures Containing an Oxygenate," *Journal of Molecular Liquids*, **199**, 42-50(2014).
15. Chen, Y.-R., Caparanga, A. R., Soriano, A. N. and Li, M.-H., "Liquid Heat Capacity of the Solvent System (piperazine+2-amino-2-methyl-1-propanol+water)," *The Journal of Chemical Thermodynamics*, **42**, 518-523(2010).
16. Rani, M., Gahlyan, S., Om, H., Verma, N. and Maken, S., "Ultrasonic Studies of Molecular Interactions in Binary Mixtures of Formamide with Some Isomers of Butanol at 298.15 K and 308.15 K," *Journal of Molecular Liquids*, **194**, 100-109(2014).
17. Chowdhury, F. I., Akhtar, S., Saleh, M. A., Khandaker, M. U., Amin, Y. M. and Arof, A. K., "Volumetric and Viscometric Properties of Aqueous Solutions of Some Monoalkanolamines," *Journal of Molecular Liquids*, **223**, 299-314(2016).
18. Smirnov, V. I. and Badelin, V. G., "Enthalpies of Solution of L-phenylalanine in Aqueous Solution of Amides at 298.15 K," *Thermochimica Acta*, **551**, 145-148(2013).
19. Sadeghi, R. and Azizpour, S., "Volumetric, Compressibility, and Viscometric Measurements of Binary Mixtures of Poly(vinylpyrrolidone) + water, + methanol, + ethanol, + acetonitrile, + 1-propanol, + 2-propanol, and + 1-butanol," *Journal of Chemical & Engineering Data*, **56**, 240-250(2011).
20. Kim, J.-I., Park, S.-J., Choi, Y.-Y. and Kim, S.-B., "Liquid-Liquid Equilibrium, Solid-Liquid Equilibrium, Densities, and Refractivity of a Water, Chloroform, and Acetylacetone Mixture," *Journal of Chemical & Engineering Data*, **56**, 1798-1803(2011).
21. Hwang, I.-C., Park, S.-J., Han, K.-J. and In, S.-J., "Liquid-liquid Equilibria for Ternary Systems of Dimethyl Carbonate + C1 - C4 Alcohols + Water at 298.15 K and Atmospheric Pressure," *Journal of Industrial and Engineering Chemistry*, **18**, 499-503(2012).
22. Llovel, F., Vilaseca, O., Jung, N. and Vega, L. F., "Water+1-alkanol Systems: Modeling the Phase, Interface and Viscosity Properties," *Fluid Phase Equilibria*, **360**, 367-378(2013).
23. Lee, K. H. and Park, S. J., "Thermo-physical Properties, Excess and Deviation Properties for a Mixture of  $\gamma$ -butyrolactone with Diethyl Carbonate or Propylene Carbonate," *Korean Journal of Chemical Engineering*, **35**, 222-233(2018).
24. Bhagat, P. and Maken, S., "Study of Intermolecular Interactions of Binary Mixture of sec- and tert-Amines with Alkanols (C1-C3): Refractive Indices," *Asian Journal of Chemistry*, **32**, 2443-2449(2020).
25. Bhagat, P. and Maken, S., "Volumetric and Optical Properties of Binary Mixtures of 2-amino-2-methylpropan-1-ol with Alkanol (C1-C3) at T = (298.15-318.15) K," *Journal of Molecular Liquids*, In press 114640(2020).
26. Brocos, P., Pineiro, A. and Bravo, R., "Amigo, Refractive Indices, Molar Volumes and Molar Refractions of Binary Liquid Mixtures: Concepts and Correlations," *Physical Chemistry Chemical Physics*, **5**, 550-557(2003).
27. Devi, R., Gahlyan, S., Rani, M. and Maken, S., "Intermolecular Interactions and Refractive Indices: Experimental Data and Prediction of Oxygenated Fuel Additives with Hydrocarbons," *Asian Journal of Chemistry*, **30**, 2054-2062(2018).
28. Arancibia, E. L. and Katz, M., "Relationship Between Excess Molar Volume and Refractive Index in Binary Non-Electrolyte Mixtures," *Physics and Chemistry of Liquids*, **26**, 107-112(1993).
29. Xiao, M., Cui, D., Yang, Q., Liang, Z., Puxty, G., Conway, W. and Feron, P., "Advanced Designer Amines for CO<sub>2</sub> Capture: Interrogating Speciation and Physical Properties," *International Journal of Greenhouse Gas Control*, **82**, 8-18(2019).
30. Patil, M. P. and Vaidya, P. D., "New AMP/polyamine Blends for Improved CO<sub>2</sub> Capture: Study of Kinetic and Equilibrium Features," *The Canadian Journal of Chemical Engineering*, **98**, 556-565(2020).
31. Patil, M. P. and Vaidya, P. D., "Aqueous Mixtures of AMP, HMDA-N,N'-dimethyl and TEG for CO<sub>2</sub> Separation: a Study on Equilibrium and Reaction Kinetics," *Chemical Engineering Communications*, **207**, 1440-1450(2020).
32. Gómez-Díaz, D., Muñoz-Mouro, A., Navaza, J. M. and Rumbo, A., "Diamine Versus Amines Blend for CO<sub>2</sub> Chemical Absorption," *AIChE Journal*, **67**, e17071(2021).
33. Vuksanović, J. M., Bajić, D. M., Ivaniš, G. R., Živković, E. M., Radović, I. R., Šerbanović, S. P., Kijevčanin, M. L., "Prediction of Excess Molar Volumes of Selected Binary Mixtures from Refractive Index Data," *Journal of the Serbian Chemical Society*, **79**,

- 707-718(2014).
34. Nakata, M. and Sakurai, M., "Refractive Index and Excess Volume for Binary Liquid Mixtures. Part 1.-Analyses of New and Old Data for Binary Mixtures;" *Journal of the Chemical Society, Faraday Transactions 1: Physical Chemistry in Condensed Phases*, **83**, 2449-2457(1987).
35. Oswal, S. L., Oswal, P., Gardas, R. L., Patel, S. G. and Shinde, R. G., "Acoustic, Volumetric, Compressibility and Refractivity Properties and Reduction Parameters for the ERAS and Flory Models of Some Homologous Series of Amines from 298.15 to 328.15 K;" *Fluid Phase Equilibria*, **216**, 33-45(2004).
36. Dubey, G. P., Sharma, M. and Dubey, N., "Study of Densities, Viscosities, and Speeds of Sound of Binary Liquid Mixtures of Butan-1-ol with n-alkanes (C6, C8, and C10) at T=(298.15, 303.15, and 308.15)K;" *The Journal of Chemical Thermodynamics*, **40**, 309-320(2008).
37. Vaid, Z. S., More, U. U., Oswal, S. B. and Malek, N. I., "Experimental and Theoretical Excess Molar Properties of Imidazolium Based Ionic Liquids with Isomers of Butanol;" *Thermochimica Acta*, **634**, 38-47(2016).
38. Alavianmehr, M. M., Hemmati, N. and Ghodrati, H., "Excess Molar Volumes, Excess Thermal Expansion Coefficients and Isentropic Compressibility Deviations for Binary Mixtures of Benzyl Alcohol + (1-butanol, 2-butanol, 2-methyl-1-butanol and tert-butanol) at T = (298.15-328.15) K and Ambient Pressure;" *Physics and Chemistry of Liquids*, **55**, 85-99(2017).
39. Rahul, D., Gowri Sankar, M., Praveen Chand, G. and Ramachandran, D., "Studies of Physical Properties on Molecular Interactions in Binary Liquid Mixtures of 3-chloroaniline with Isomeric Butanols at Different Temperatures;" *Journal of Molecular Liquids*, **211**, 386-394(2015).
40. Nain, A. K., Srivastava, T., Pandey, J. D. and Gopal, S., "Densities, Ultrasonic Speeds and Excess Properties of Binary Mixtures of Methyl Acrylate with 1-butanol, or 2-butanol, or 2-methyl-1-propanol, or 2-methyl-2-propanol at Temperatures from 288.15 to 318.15 K;" *Journal of Molecular Liquids*, **149S**, 9-17(2009).
41. Outcalt, S. L., Laesecke, A. and Fortin, T. J., "Density and speed of Sound Measurements of 1- and 2-butanol;" *Journal of Molecular Liquids*, **151**, 50-59(2010).
42. Bravo-Sánchez, M. G., Iglesias-Silva, G. A., Estrada-Baltazar, A. and Hall, K. R., "Densities and Viscosities of Binary Mixtures of n-Butanol with 2-Butanol, Isobutanol, and tert-Butanol from (303.15 to 343.15) K;" *Journal of Chemical & Engineering Data*, **55**, 2310-2315(2010).
43. Spasojević, V. D., Djordjević, B. D., Šerbanović, S. P., Radović, I. R. and Kijevčanin, M. L., "Densities, Refractive Indices, Viscosities, and Spectroscopic Study of 1-Amino-2-propanol + 1-Butanol and + 2-Butanol Solutions at (288.15 to 333.15) K;" *Journal of Chemical & Engineering Data*, **59**, 1817-1829(2014).
44. Tanaka, R. and Toyama, S., "Excess Molar Heat Capacities and Excess Molar Volumes of (propan-2-ol, or butan-2-ol, or Pentan-2-ol, or Pentan-3-ol, or 2-methylbutan-2-ol + n-heptane) at the Temperature 298.15 K;" *The Journal of Chemical Thermodynamics*, **28**, 1403-1410(1996).
45. Loras, S., Montón, J. B. and España, F., "Vapor-Liquid Equilibria for the Binary Systems of Methylcyclohexane with 1-Propanol, 2-Propanol, 1-Butanol, and 2-Butanol at 101.3 kPa;" *Journal of Chemical & Engineering Data*, **42**, 914-918(1997).
46. Kumar, H., "Akanksha, Mixing Properties of Binary Liquid Mixtures of Dipropylene Glycol Dimethyl Ether (DPGDME) with 2-propanol, 1-butanol and 2-butanol at Different Temperatures;" *Journal of Molecular Liquids*, **276**, 562-569(2019).
47. Dubey, G. P. and Sharma, M., "Thermophysical Properties of Binary Mixtures of 2-methyl-1-propanol with Hexane, Octane, and Decane at 298.15 K;" *Journal of Chemical & Engineering Data*, **52**, 449-453(2007).
48. Khanlarzadeh, K. and Iloukhani, H., "Application of ERAS-model and Prigogine-Flory-Patterson Theory to Excess Molar Volumes for Ternary Mixtures of (2-chlorobutane + butylacetate + isobutanol) at T = 298.15 K;" *The Journal of Chemical Thermodynamics*, **43**, 1583-1590(2011).
49. Riddick, J. A., Bunger, W. B. and Sakano, T. K., "Organic Solvents. Physical Properties and Methods of Purification, fourth ed., Wiley New York, 1986.
50. Giner, B., Artigas, H., Carrión, A., Lafuente, C. and Royo, F. M., "Excess Thermodynamic Properties of Isomeric Butanols with 2-methyl-tetrahydrofuran;" *Journal of Molecular Liquids*, **108**, 303-311(2003).
51. Kijevčanin, M. L., Radović, I. R., Djordjević, B. D., Tasić, A. Ž. and Šerbanović, S. P., "Experimental Determination and Modeling of Densities and Refractive Indices of the Binary Systems Alcohol + dicyclohexylamine at T = (288.15-323.15)K;" *Thermochimica Acta*, **525**, 114-128(2011).
52. Ortega, J., Espiau, F. and Postigo, M., "Vapor-Liquid Equilibria at 101.32 kPa and Excess Properties of Binary Mixtures of Butyl Esters + tert-Butyl Alcohol;" *Journal of Chemical & Engineering Data*, **50**, 444-454(2005).
53. Gahlyan, S., Rani, M. and Maken, S., "Ultrasonic Speeds, Viscosities, Refractive Indices and FT-IR Spectroscopic Studies of an Oxygenate with Aliphatic and Aromatic Hydrocarbons at 298.15 K and 308.15 K;" *Journal of Molecular Liquids*, **219**, 1107-1123(2016).