

실리콘 태양전지 질산침출액에서 LIX63를 이용한 은(Ag) 회수

조성용 · 김태영 · §쑤판판

전남대학교 환경에너지공학과

Recovery of Silver from Nitrate Leaching Solution of Silicon Solar Cells

Sung-Yong Cho, Tae-Young Kim and §Pan-Pan Sun

Department of Environment and Energy Engineering, Chonnam National University, Gwangju 61186, Republic of Korea

요 약

폐 태양광전지 처리과정에서 은은 실리콘 및 알루미늄을 회수 위해 제거하거나 처리하지않고 버리고있는 현실이다. 경제적 및 환경 보호 측면에 폐 태양광전지부터 은의 회수 중요하다고 판단함. 선행연구에서 1 mol/L 질산, 반응온도 70도, 반응시간 2h로 폐 태양광전지부터 Ag, Al을 침출 하였다. 이 침출액으로부터 은을 회수하기 위해 추출제 LIX63 및 탈거제 암모니아수 이용하였다. 추출 및 탈거 효율에 영향 미치는 조건: 침출액 pH, 금속이온 농도, 추출제의 농도, A/O ratio(수상 및 유기상 부피비율), 탈거제 농도 및 탈거과정에서 A/O ratio등을 변화시켜 조차하였다. McCabe-Thiele plots로부터 Ag(I)의 추출 및 탈거에 대한 이론 단수를 구하였으며, 향류 다단 모의 추출 시험을 통해 Ag(I)의 추출과 탈거에 대한 효율이 각각 >99.99%, 98.9% 이었다. Ag(I)와 Al(III)의 순도는 각각 99.998% 와 99.99%이였으며, 질산 침출액으로부터 Ag(I) 및 Al(III)을 회수하기 위한 공정도를 제안하였다.

주제어 : 은, 알루미늄, 탈거, 암모니아수, 실리콘 태양전지

Abstract

Spent photovoltaic module is one of the important resource of silver, while related research concerning silver recovery remains limited. In our previous research, HNO₃ was utilized to dissolve Ag(I) and Al(III) from the spent silicon solar cells. In order to recover Ag(I) from the leachate of a silicon solar cell, the present study made use of a nitrate solution containing Ag(I) and Al(III), which was subjected to a solvent extraction process with 5,8-diethyl-7-hydroxydodecan-6-oxime (LIX63). Ag(I) was selectively extracted with LIX63 over Al(III) from the nitrate leach solution. Subsequently, quantitative stripping of Ag(I) from the loaded LIX63 was performed by using 20% ammonia water. The McCabe-Thiele plots for the extraction and stripping isotherms of Ag(I) were also constructed. Extraction and stripping simulation tests confirmed an Ag(I) extraction and stripping efficiency of >99.99% and 98.9%, respectively with high purity Ag (99.998%) and Al (99.99%) solution. A process flow sheet for Ag(I) recovery from the nitrate leach solution was proposed.

Key words : silver, aluminum, stripping, ammonia water, silicon solar cell

· Received : February 16, 2021 · Revised : March 26, 2021 · Accepted : March 29, 2021

§ Corresponding Author : Pan-Pan Sun (E-mail : spp1227@jnu.ac.kr)

Department of Environment and Energy Engineering, Chonnam National University, 77 Yongbong-ro, Buk-gu, Gwangju-si, Chonnam 61186, Korea

©The Korean Institute of Resources Recycling. All rights reserved. This is an open-access article distributed under the terms of the Creative Commons Attribution Non-Commercial License (<http://creativecommons.org/licenses/by-nc/3.0/>), which permits unrestricted non-commercial use, distribution and reproduction in any medium, provided the original work is properly cited.

1. Introduction

Silver has been widely used in aesthetic, industrial, and technical applications¹⁻⁴). In manufacturing a photovoltaic module, silver (Ag) is used as front side metallization of silicon solar cells⁵). The rapid increase in the production and installation of photovoltaic systems has increased the importance of recycling photovoltaic modules. However, most of the recycling research efforts in the photovoltaic module recycling field have focused on silicon (dominant composition of solar cells). Some researches included recycling of glass and/or aluminum. The removal of silver was taken as part of the steps to prepare the silicon wafer to be reused. Some studies did not even include silver recovery⁵).

The growing demand for silver and the increasing strictness of environmental policies have made silver recovery from various secondary resources an attractive proposition⁵⁻⁷). The mainly used method in Ag(I) recovery/removal from photovoltaic modules (silicon solar cells) is etching in acidic solutions based on nitric acid⁷⁻¹¹). Table 1 summarizes some studies on Ag(I) recovery from photovoltaic modules. Based on the literature, Ag(I) can be recovered from various nitrate solutions (mainly from X-ray film and photographic waste) by electrolysis, chemical

precipitation¹²), solvent extraction¹³), adsorption^{2,14}) and cementation¹⁵), among others. Solvent extraction is a potential technique for recovering metal ions from solutions because of its important advantages, such as simplicity, flexibility, economic benefits, rapidity, lower costs, and being environmentally friendly, among others^{12,16}).

The chelating agent, 5,8-diethyl-7-hydroxydodecan-6-oxime (LIX63), was reported to have a selectivity on silver from nitrate solutions containing Ag, Zn; or Ag, Ca, Fe, Si, Re and Zn^{17,18}). Sodium thiosulfate and high concentration of HNO₃ was used for stripping of Ag from the loaded LIX63^{17,18}). In this study, in order to separate and recover Ag and Al from the nitrate leach solution of a solar cell, LIX63 was employed as extractant to extract Ag(I) while ammonia water was used as a strippant. The leach solution which was obtained in our previous study contained 0.01 mol/L Ag, 0.195 mol/L Al and 0.4 mol/L HNO₃. Several parameters, such as, metal concentration in the solution, concentration of the strippant, volume ratio of aqueous to organic phases on the extraction/stripping efficiency, were investigated. The feasibility of the recovery process was verified by running batch simulation of counter-current extraction and stripping.

Table 1. Reported studies on silver recovery from solar modules

Target metal	Method	Reference
Ag	Leaching with 64% HNO ₃ , then precipitation with NaCl (the Ag concentration yield is 94%) Subjected to pyrolysis at 500 °C before the same leaching process (the Ag concentration yield is 92%)	7)
Si	Leaching with 40% HNO ₃ at 40 °C for Ag removal Leaching with 30% KOH at 80 °C for Al removal	8)
Si	Leaching with 30% KOH for Al removal Leaching with mixture of 40% HF, 65% HNO ₃ , and 99.5% CH ₃ COOH and Br ₂ for Ag coating, AR coating, and n-p junction removal	9)
Glass Si	Tempered glass is recovered using organic solvents Immersion in the etching solution combined with surfactants for removal of coatings (Ag, Al together with others), n-p junction 99.99% pure Si is obtained	10)
Ag Cu Al	Metals (Ag, Al, Cu, Pd) were dissolved by 5 mol/L HNO ₃ at 200 rpm Al is precipitated with KOH Cu is recovered by extraction with LIX84I followed by stripping with H ₂ SO ₄ Ag is recovered by reduction with hydrazine hydrate (purity: 99.7%)	11)

2. Experimental

2.1. Materials

A synthetic leach solution was used in the extraction experiments because of the limited amount of the real leaching solution. The feed solution was prepared by dissolving the necessary amounts of AgNO_3 (99.8%, Daejung Chemicals and Metals Co., Ltd.) and $\text{Al}(\text{NO}_3)_3 \cdot 9\text{H}_2\text{O}$ (98.0%, Daejung Chemical and Metals Co., Ltd.) in distilled water. The Ag(I) and Al(III) concentrations in all the experiments were maintained at 0.01 and 0.195 mol/L, respectively, to mimic the leach solution. HNO_3 (60%, Daejung Chemical and Metals Co., Ltd.) was used to adjust the acidity of the solution.

The extractant (i.e., LIX63) was purchased from Cognis and used without further purification. Kerosene (90% distillation under 265°C, Daejung Chemicals and Metals Co., Ltd.) was used as the diluent, while ammonia water (25%, Junsei Chemical Co., Ltd.) was used in preparing the strippant solution. The strippant solution was prepared by dissolving the required amount of reagents in the desired volume of distilled water. All reagents used were of analytical grade.

2.2. Solvent extraction and stripping procedure

General batch extraction and stripping experiments were performed by contacting an equal volume (20 mL) of the aqueous and organic phases for 30 min using a wrist shaker (Burrell, Model 75, USA). All the experiments were performed at room temperature (25 ± 1 °C). The two phases were separated using separation funnels after shaking. Subsequently, the metal ion concentration in the aqueous phase was measured via inductively coupled plasma optical emission spectrometry (ICP-OES; PerkinElmer Optima 8300). The metal ion concentration in the organic phase was determined by mass balance.

3. Results and discussions

3.1. Effect of acid and extractant concentrations

Effects of concentration of acid in the leaching

solution and extractant on the extraction of Ag(I) and Al(III) were investigated by varying the concentration of HNO_3 from 0.1 to 3 mol/L in the feed solution and LIX63 in the organic phase from 0.1 to 0.7 mol/L. The Ag(I) and Al(III) concentrations in these experiments were fixed at 0.01 and 0.195 mol/L, respectively. Fig. 1 exhibits the effect of the HNO_3 and LIX63 concentrations on the extraction percentage of Ag(I). The extraction percentage of Al(III) in all these extraction experiments was ~0%. The extraction percentage of Ag(I) increased with the increasing LIX63 concentration at a fixed acid concentration. When the acid concentration increased from 0.1 to 1 mol/L, the extraction percentage of Ag(I) increased, while the extraction percentage was little changed (difference <5%) with further increase the acid concentration from 1 to 3 mol/L. The obtained results agree well with our previous study¹⁸⁾. A solvating extraction mechanism responded to the extraction of Ag(I) with LIX63 when the HNO_3 concentration was higher than 0.1 mol/L¹⁸⁾. The reaction equation can be represented as follows¹⁸⁾,



Where H_2R denotes LIX63.

The results obtained in Fig. 1 indicated that LIX63 had selectivity for the extraction of Ag(I) over Al(III).

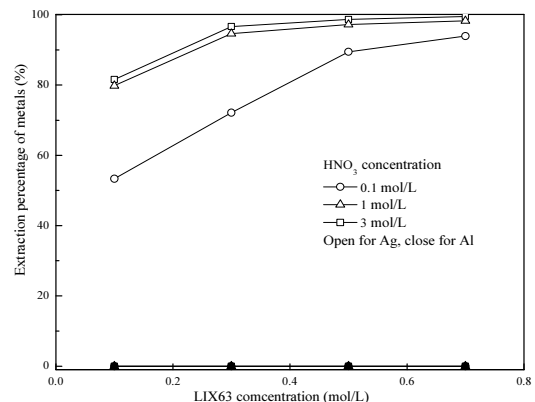


Fig. 1. Effect of acid and extractant concentrations on the metal extraction.

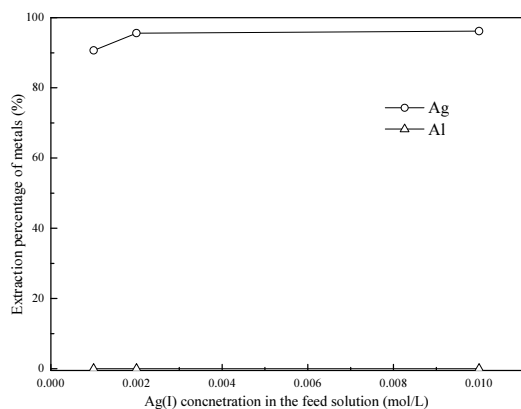


Fig. 2. Effect of metal concentration in the feed solution on the metal extraction.

Therefore, the separation of Ag(I) and Al(III) from the HNO_3 solutions using LIX63 is possible.

3.2. Effect of metal concentrations in the feed solution on the metal extraction

The effect of the Ag(I) and Al(III) concentrations in the feed solution was investigated by varying the Ag(I) concentration from 0.001 to 0.01 mol/L. The molar ratio of Ag(I) to Al(III) was fixed at 1:19.5. The HNO_3 concentration in the feed solution and LIX63 was fixed at 0.4 and 0.5 mol/L, respectively.

Fig. 2 shows that the extraction percentage of Ag(I) slightly increased when the Ag(I) concentration in the feed solution increased from 0.001 to 0.01 mol/L. Furthermore, the extraction percentage of Ag(I) was higher than 90% in all the studied concentration ranges.

No variation was observed in Al(III), and the extraction percentage was negligible. Thus, the variation in metal concentration in the feed solution had a slight effect on the extraction of Ag(I) and no effect on the extraction of Al(III).

Based on the extraction behavior, Ag(I) and Al(III) can be separated by extraction with LIX63.

3.3. Effect of phase ratio on the extraction of metals

In order to determine the theoretical number of stages required for the complete extraction of Ag(I) from the

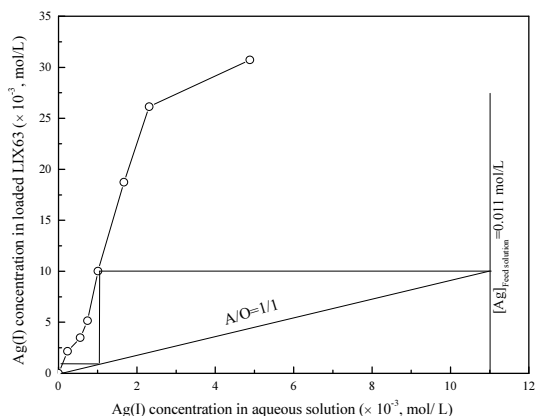


Fig. 3. Effect of A/O ratio on the extraction of Ag(I) from the synthetic leach solution with 0.3 mol/L LIX63.

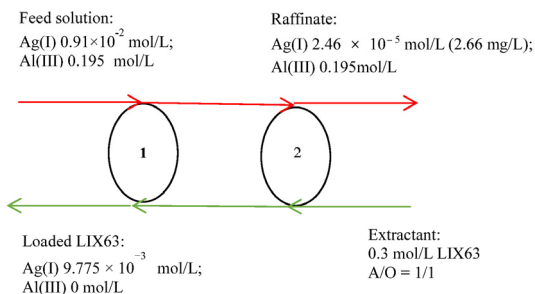


Fig. 4. Counter-current simulation extraction of Ag(I) with 0.3 mol/L LIX63.

synthetic leach solution containing Ag(I) and Al(III), a McCabe–Thiele plot was constructed. The LIX63 concentration in these experiments was kept at 0.3 mol/L.

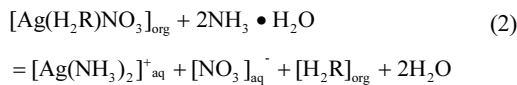
The results showed that the extraction of Ag(I) increased from 55.71 to 97.90% as the A/O ratio decreased from 5/1 to 1/5. The extraction percentage of Al(III) was negligible in all the A/O ratio studied. The results in Fig. 3 indicated that two stages are required to obtain a quantitative extraction of Ag(I) using 0.3 mol/L of LIX63 at an A/O ratio of 1/1.

Based on the results obtained from the McCabe–Thiele plot, a two-stage counter-current batch simulation test was performed at an A/O ratio of 1/1 using 0.3 mol/L of LIX63. The results in Fig. 4 shows that after the two-stage counter-current extraction, 99.75% of Ag(I) was extracted from the aqueous solution, while Al(III)

remained in the raffinate. The Ag(I) and Al(III) concentrations in the raffinate were 2.46×10^{-5} mol/L (2.66 mg/L) and 0.195 mol/L, respectively, indicating that the purity of Al(III) was 99.99%. The Ag(I) and Al(III) concentrations in the loaded LIX63 were 9.775×10^{-3} and 0 mol/L, respectively.

3.4. Stripping of Ag(I) from the loaded LIX63

The experiments for stripping of Ag(I) from the loaded LIX63 were performed using various concentration of ammonia water. The feed solution which contained Ag(I) 0.01 mol/L, Al(III) 0.195 mol/L, and HNO₃ 0.4 mol/L, was used to prepare the loaded LIX63. This feed solution was contacted with 0.5 mol/L of LIX63, as described in Section 2.3. The loaded LIX63 was contacted with each strippant at an A/O ratio of 1/1. The results (Table 2) indicate that when the concentration of ammonia water increased from 10 to 25%, the stripping percentage of Ag(I) increased from 13.6 to 77.1%. Thus, 20% of ammonia water was selected as the strippant for stripping of Ag(I) from the loaded LIX63. The reaction equation can be represented as follows,



Where H₂R denotes LIX63.

3.5. Effect of phase ratio on the stripping of Ag(I) with ammonia water

A McCabe–Thiele plot for the stripping of Ag(I) was constructed by varying the A/O ratio from 1/5 to 3/1 to

Table 2. Stripping of Ag(I) from the loaded organic phase with ammonia water

Agent	Stripping percentage (%)
10% ammonia water	13.6
15% ammonia water	44.8
20% ammonia water	76.0
25% ammonia water	77.1

estimate the number of stages and phase ratio to complete the stripping of Ag(I) from the loaded LIX63 with ammonia water. The loaded LIX63 was prepared by extracting Ag(I) from the aqueous solution containing Ag(I) (0.011 mol/L) and Al(III) (0.195 mol/L) with 0.3 mol/L of LIX63 at 0.4 mol/L of HNO₃. Accordingly, 20% of ammonia water was used as the strippant. The Ag(I) and Al(III) concentrations in the loaded LIX63 were 0.0091 and 0 mol/L, respectively. The results showed that the stripping percentage of Ag(I) increased from 18.4 to 96% as the A/O ratio increased from 1/5 to 3/1. The McCabe–Thiele plot for the stripping of Ag(I) from the loaded LIX63 at an A/O ratio of 1/1 (Fig. 5). LIX63 can be regenerated after complete stripping of Ag(I) with ammonia water.

A three-stage counter-current batch simulation of stripping experiments was performed to verify the theoretical stripping stages obtained from the McCabe–Thiele plot. The loaded LIX63 was prepared by extracting Ag(I) from the aqueous solution containing Ag(I) (0.01 mol/L) and Al(III) (0.195 mol/L) with 0.3 mol/L of LIX63 at 0.4 mol/L of HNO₃.

The Ag(I) and Al(III) concentrations in the loaded LIX63 were 0.0091 and 0 mol/L, respectively. Accordingly, 20% of ammonia water was used as the strippant, and

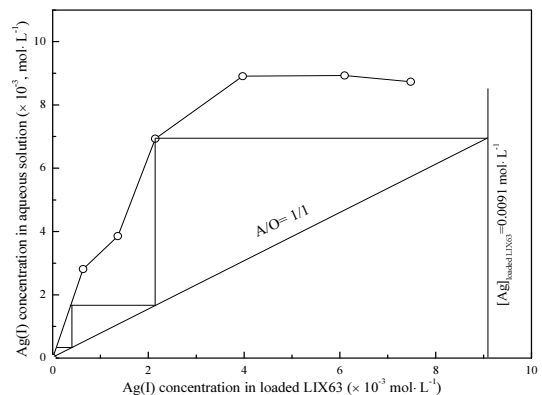


Fig. 5. Effect of A/O ratio on the stripping of Ag(I) from the loaded LIX63 with 20% ammonia water.

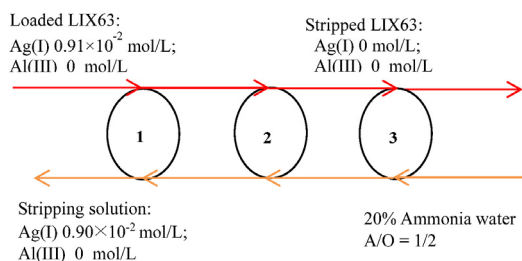


Fig. 6. Counter-current simulation stripping of Ag(I) with 20% ammonia water.

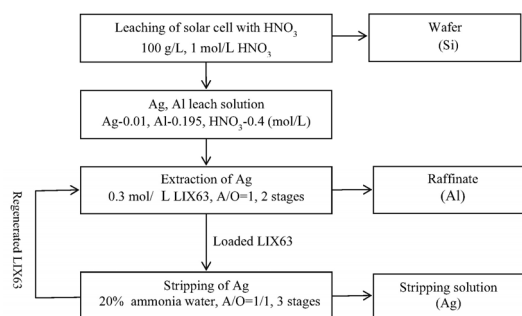


Fig. 7. Flow sheet of the proposed process for the separation of Ag(I) and Al(III) from the nitrate leach solution of the solar cell.

the A/O ratio was fixed at 1/1. The results of the batch simulation stripping experiments (Fig. 6) showed that 98.9% of Ag(I) was stripped after the three-stage counter-current stripping using 20% of ammonia water at an A/O ratio of 1/1. The Ag(I) concentration in the obtained stripping solution was 0.009 mol/L, while no Al(III) was detected. This result indicated that the purity of Ag(I) was higher than 99.998% (detection limit: 0.01 mg/L).

3.6. Process flowsheet for the separation of Ag(I) and Al(III) with LIX63

Fig. 7 shows a process flowsheet for the separation of Ag(I) and Al(III) from the nitrate leach solution of the solar cell developed herein. After leaching the solar cell using the HNO₃ solution, Ag(I) and Al(III) are completely dissolved in the leach solution, leaving Si in the solid. The HNO₃ concentration in the leach solution was 0.4 mol/L. In the leach solution, Ag(I) was selectively extracted with LIX63 at unit A/O ratio in two stages,

leaving Al(III) in the raffinate. The stripping of Ag(I) from the loaded LIX63 was achieved using 20% of ammonia water at an A/O ratio of 1/1 in three stages. The regenerated LIX63 can be re-used in the extraction process after stripping of Ag(I).

4. Conclusions

A solvent extraction process was developed herein to recover Ag(I) from the nitrate leach solution of a solar cell. Ag(I) was extracted selectively with LIX63 and stripped from the loaded LIX63 with ammonia water. The McCabe–Thiele plots for the extraction and stripping were constructed. The number of counter-current stages as well as the volumetric flow ratio of the two phases was obtained. A complete extraction of Ag(I) from the leach solution was managed using 0.3 mol/L of LIX63 in two stages at an A/O ratio of 1/1, leaving Al(III) in the raffinate. The loaded Ag(I) was recovered by stripping with 20% of ammonia water in three stages at an A/O ratio of 1/1. Finally, this process was verified by the batch simulation experiments of count-current extraction and stripping to obtain Ag(I) and Al(III) solutions with high purity.

Acknowledgment

This work was supported by the Basic Science Research Program (No. 2020R111A3A04037308) through the National Research Foundation of Korea (NRF), funded by the Ministry of Education. And Project (P0015130) funded by Korea Institute for Advancement of Technology. The authors are grateful for the financial support. The authors also express their sincere gratitude to the Korea Basic Science Institute (KBSI), Gwangju branch for providing the ICP-OES data.

References

1. Abdel-Ghaaffar, M.A., Abdel-Wahab, Z.H., Elwakeel, K.Z., 2009 : Extraction and separation studies of silver (I)

- and copper (II) from their aqueous solution using chemically modified melamine resins, *Hydrometallurgy*, 96, pp.27-34.
2. Song, X., Gunawan, P., Jiang, R., et al., 2011 : Surface activated carbon nanospheres for fast adsorption of silver ions from aqueous solutions, *J. Hazard. Mater.*, 194, pp. 162-168.
 3. Fornalczyk, A., 2012 : Industrial catalysts as a source of valuable metals, *J. Achievements Mater. Manuf. Eng.*, 55, pp.864-869.
 4. Sari, A., Tüzen, M., 2013 : Adsorption of silver from aqueous solution onto raw vermiculite and manganese oxide-modified vermiculite, *Microporous Mesoporous Mater*, 170, pp.155-163.
 5. Kuczyńska-Lażewska, A., Klugmann-Radziemska, E., Sobczak, Z., et al., 2018 : Recovery of silver metallization from damaged silicon cells, *Sol. Energy Mater. Sol. Cells*, 176, pp.190-195.
 6. Tao, J., Yu, S., 2015 : Review on feasible recycling pathways and technologies of solar photovoltaic modules, *Solar Energy Mater. Solar Cells*, 141, pp.108-124.
 7. Dias, P., Javimczik, S., Benevit, M., et al., 2016 : Recycling WEEE: extraction and concentration of silver from waste crystalline silicon photovoltaic modules, *Waste Manag*, 57, pp.220-225.
 8. Klugmann-Radziemska, E., Ostrowski, P., Drabczyk, K., et al., 2010 : Experimental validation of crystalline silicon solar cells recycling by thermal and chemical methods, *Sol. Energy Mater. Sol. Cells*, 94, pp.2275-2282.
 9. Kang, S., Yoo, S., Lee, J., et al., 2012 : Experimental investigations for recycling of silicon and glass from waste photovoltaic modules, *Renew. Energy*, 47, pp.152-159.
 10. Jung, B., Park, J., Seo, D., et al., 2016 : Sustainable system for raw-metal recovery from crystalline silicon solar panels: from noble-metal extraction to lead removal, *ACS sustainable Chem. Eng.*, 4, pp.4079-4083.
 11. Choi, C., Cui, Y., 2012 : Recovery of silver from wastewater coupled with power generation using a microbial fuel cell, *Bioresour. Technol*, 107, pp.522-525.
 12. Aktas, S., 2010 : Silver recovery from spent silver oxide button cells, *Hydrometallurgy*, 104, pp.106-111.
 13. Laki, S., Shamsabadi, A.A., Kargari, A., 2016 : Comparative solvent extraction study of silver(I) by MEHPA and Cyanex 302 as acidic extractants in a new industrial diluent (MIPS), *Hydrometallurgy* 160, pp.38-46.
 14. Tang, B., Yu, G., Fang, J., et al., 2010 : Recovery of high-purity silver directly from dilute effluents by an emulsion liquid membrane-crystallization process, *J. Hazard. Mater*, 177, pp.377-383.
 15. Miller, J.D., Wan, R.Y., Parga, J.R., 1990 : Characterization and electrochemical analysis of gold cementation from alkaline cyanide solution by suspended zinc particles, *Hydrometallurgy*, 24, pp.373-392.
 16. Sole, K.C., Hiskey, J.B., 1995 : Solvent extraction of copper by Cyanex 272, Cyanex 302 and Cyanex 301, *Hydrometallurgy*, 37, pp.129-147.
 17. Sun, P.P., Min, B.J., Kim, S.T., et al., 2017 : Separation of silver (I) and zinc (II) from nitrate solutions by solvent extraction with LIX63, *Mater. Trans*, 58, pp.287-290.
 18. Song, H.I., Min, B.J., Cho, S.Y., et al., 2015 : Solvent extraction of silver from nitric acid solution with 5,8-Diethyl-7-hydroxy-dodecan-6-oxime, *J. Chem. Eng. of Jpn*, 48, pp.829-833.

조성용



- 고려대학교 화학공학과 박사
- 현재 전남대학교 환경에너지공학과 교수
- 현재 전남대학교 지역혁신RIS 사업 단장

김태영



- 전남대학교 화학공학과 박사
- 현재 전남대학교 환경에너지공학과 교수

Sun Pan Pan



- 목포대학교 신소재공학과 박사
- 현재 전남대학교 환경에너지공학과 박사 후 연구원