

Proton Irradiation Effects on GaN-based devices

Dongmin Keum¹, Hyungtak Kim², and Ho-Young Cha²

¹ Metamaterial Electronic Device Research Center, Hongik University, 94 Wausan-ro Mapo-gu Seoul, 04066, Republic of Korea

² School of Electrical and Electronic Engineering, Hongik University, 94 Wausan-ro Mapo-gu Seoul, 04066, Republic of Korea

Corresponding Author: Dongmin Keum (kdm52@mail.hongik.ac.kr)

Funding Information: This research was supported by the Basic Science Research Programs (2015R1A6A1A03031833, 2019R1A2C1008894) and Korea Institute for Advancement of Technology(KIAT) grant funded by the Korea Government(MOTIE) (P07820002101, The Competency Development Program for Industry Specialist).

ABSTRACT

Along with the needs for feasibility in the field of space applications, interests in radiation-hardened electronics is growing rapidly. Gallium nitride (GaN)-based devices have been widely researched so far owing to superb radiation resistance. Among them, research on the most abundant protons in low earth orbit (LEO) is essential. In this paper, proton irradiation effects on parameter changes, degradation mechanism, and correlation with reliability of GaN-based devices are summarized.

KEY WORDS

GaN, proton, irradiation, radiation hardness, degradation, space environment.

1. INTRODUCTION

Recently, research on unmanned technologies for development of harsh-environment electronics has been actively conducted. Harsh-environment electronics are important for energy-resource discovery and space exploration. In particular, radiation-resistant electronic components are essential in space environments, where strong cosmic radiation exists. Even in satellites or spacecrafts, equipment and components are exposed to significant radiation and rapid temperature variations.

Gallium nitride (GaN) is attracting attention in the field of space applications owing to its excellent capabilities in harsh environments where temperature, chemicals, and radiation are severe [1]-[3]. In addition, in terms of size reduction, weight reduction, and energy savings, GaN is evaluated as an ideal candidate for use in existing technologies [4], [5]. Electrical systems for space applications are exposed to large amounts of cosmic radiation, such as those from protons, alpha rays, and heavy ions. A low earth orbit (LEO), where satellites and space stations exist, includes high proton

fluxes. Therefore, research on the effects of proton irradiation on GaN has been widely reported [6]-[8]. In this paper, the overall proton irradiation effects on GaN-based transistors are introduced.

2. PROTON IRRADIATION EFFECTS ON ELECTRICAL PARAMETERS

Research on the proton irradiation effect of GaN-based transistors using various conditions has been widely reported. Weaver et al. conducted experiments with a beam energy of 2 MeV and fluence of 6×10^{14} cm⁻². They presented various characteristics, such as a change in threshold voltage (V_{th}) and decrease in maximum transconductance, and observed proton irradiation effects on various substrates [9]. L. Lv *et al.* observed proton irradiation effects on AlGaN/AlN/GaN structures, and the effects of applied voltage during proton irradiation were reported by J. Chen *et al.* [10], [11].

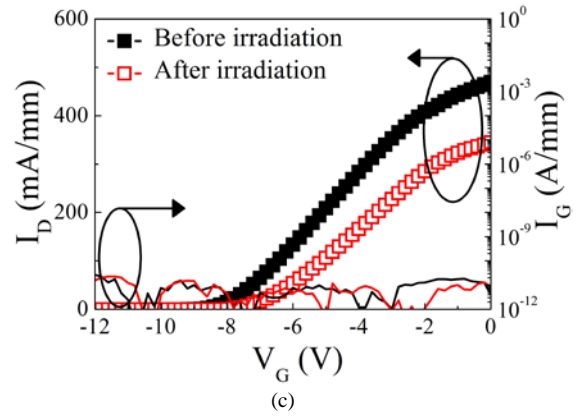
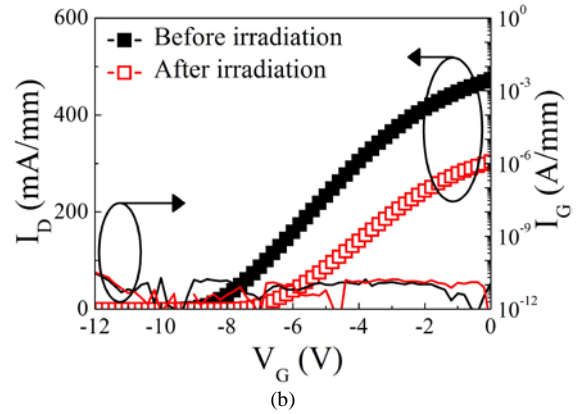
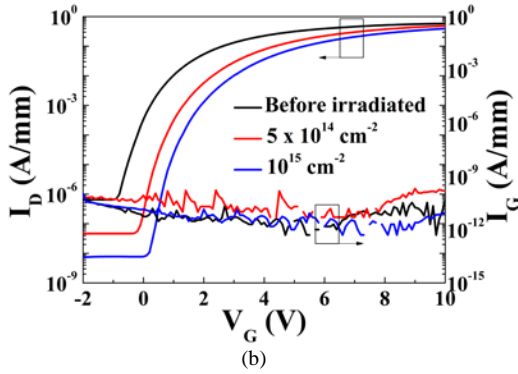
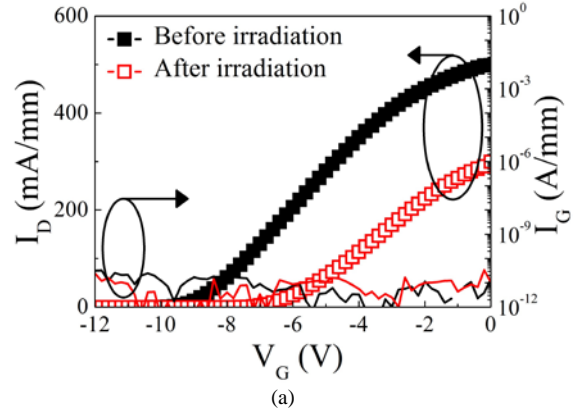
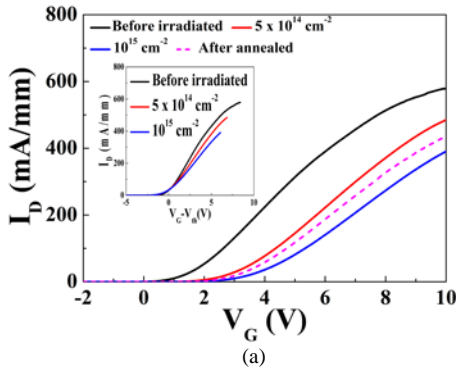


Figure 1. The transfer characteristics of AlGaIn/GaN recessed MISHFETs in (a) linear and (b) logarithmic scale before and after 5 MeV proton irradiation and thermal annealing. (insert in (a)) Replotted transfer characteristics at $V_D = 10$ V on the x-axis of $V_G - V_{th}$ [17].

It has been reported that the displacement damage produced by proton irradiation within the semiconductor crystal can reduce the electron concentration and mobility by generating defects. Displacement damage is a major source of degradation concerning proton irradiation, in which particles of high energy collide with the atoms that form the lattice, leaving the atoms out of their original position. In this phenomenon, periodic potential displacement occurs for electrons moving inside semiconductors, causing electrical dispersal of electron mobility [12]-[14].

The dependencies of the dose, energy, and gate structure of the proton irradiation effects are summarized in Section 2, and the impact of proton irradiation on reliability is summarized in Section 3. The beam energy and irradiation fluence are sufficiently set to confirm the deterioration of transistors by referring to previously reported studies on proton irradiation effects [15], [16].

A. Fluence dependence

Proton-irradiated AlGaIn/GaN-on-Si recessed metal-insulator-semiconductor heterostructure field effect transistors (MISHFETs) with a beam energy of 5 MeV and beam fluences of 5×10^{14} and 10^{15} cm^{-2} exhibit an increase in on-resistance and a positive shift of V_{th} . A decrease in both the maximum transconductance ($g_{m,max}$) and off-state drain current ($I_{D,off}$) was also observed.

Figure 2. The transfer characteristics of AlGaIn/GaN MISHFETs before and after (a) 1, (b) 1.5 and (c) 2 MeV proton irradiation. $V_D = 10$ V [19].

The parameter changes were proportional to the beam fluence changes. Thermal annealing at 300 °C for 5 min was partially efficient in recovering the transfer characteristics (Figure 1).

A decrease in the two-dimensional electron gas (2-DEG) concentration was confirmed through the sheet-resistance change extracted through transmission line method (TLM) measurements. The current collapse confirmed through pulse measurements and the interface trap change extracted through the differential ideality factor technique (DIFT) identified an increase in the number of trap states generated by displacement damage in the irradiated device [17].

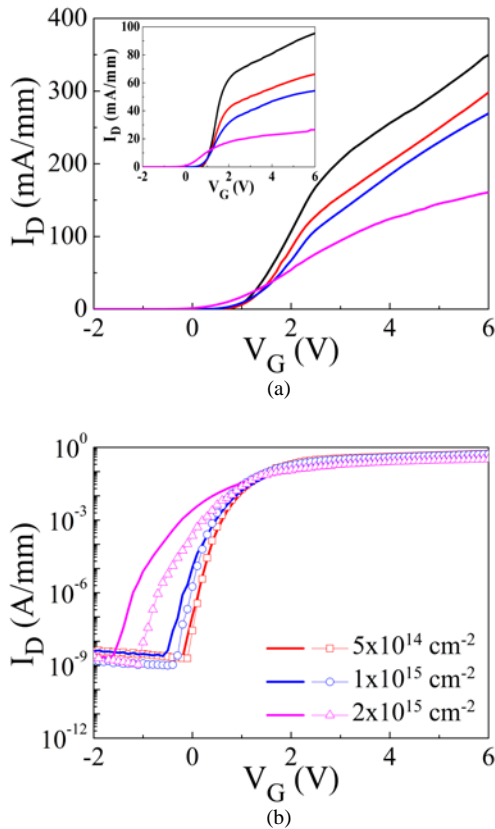


Figure 3. (a) The linear and (b) logarithmic scale of transfer characteristics of normally-off pAlGaIn gate AlGaIn/GaN HEMTs before and after 5 MeV proton irradiation. $V_D = 10$ V [22].

B. Energy dependence

Proton irradiation with beam energies of 1, 1.5, and 2 MeV and a beam fluence of 5×10^{14} cm⁻² was performed on AlGaIn/GaN MIS high-electron mobility transistors (HEMTs). Parameter-change trends in this case were similar to those with 5 MeV proton irradiation, and the changes were inversely proportional to the beam energy change (Figure 2). Thermal annealing at 400 °C for 10 min was partially efficient in recovering the transfer characteristics.

The stopping and range of factors in matter (SRIM) [18] calculation yields the energy loss in the GaN buffer layer according to the beam energy. The non-ionizing energy loss (NIEL) extracted from SRIM confirms that the lower the beam energy in a beam flux, the higher the displacement damage from proton irradiation [19].

C. Gate structure dependence

GaN-based transistors are advantageous in high channel concentrations without intentional doping owing to their strong polarization effects [20], [21]. However, artificial fabrication processes or process modifications are required to change the normally on (depletion-type) behavior to normally off (enhancement-type) behavior, for ensuring reliability

and stability of a power semiconductor device. Previous studies on the proton irradiation effects of GaN-based transistors are limited to Schottky-gate structures; therefore, the results are compared after investigating 5 MeV proton irradiation on normally off pAlGaIn-gate GaN HEMTs.

Normally off pAlGaIn gate AlGaIn/GaN HEMTs irradiated with a beam energy of 5 MeV and beam fluences of 5×10^{14} , 10^{15} , and 2×10^{15} cm⁻² exhibited an increase in on-resistance and a decrease in drain current as AlGaIn/GaN-on-Si recessed MISHFETs described in Section 2-A. However, the irradiated devices exhibited different trends in subthreshold characteristics. The subthreshold slope was negatively shifted, and the subthreshold swing was sufficiently degraded after proton irradiation (Figure 3). Thermal annealing at 400 °C for 5 min was partially efficient in recovering transfer characteristics, and the recovered quantity was proportional to the irradiation fluence.

Because the normally off pAlGaIn gate AlGaIn/GaN HEMTs have a structure with only pAlGaIn layers added to the conventional Schottky gate AlGaIn/GaN HEMTs, Silvaco technology computer-aided design (TCAD) simulation was performed by changing the hole concentration of the pAlGaIn layer. Silvaco TCAD simulation indicated that the subthreshold slope shifted toward the negative direction, and the forward current of the gate diode decreased with the hole concentration in the pAlGaIn layer. Therefore, it was indirectly confirmed that the hole concentration in the pAlGaIn layer decreased as the irradiation fluence increased [22].

3. PROTON IRRADIATION EFFECTS ON RELIABILITY

Reliability issues must be addressed before commercialization of GaN-based transistors. Several major reliability issues and solutions in GaN-based transistors have been reported. However, limited research has been conducted on the correlation between reliability and radiation for space applications. Therefore, this section summarizes the effects of radiation on the reliability of GaN-based transistors.

A. Charge-trapping instability

The effect of proton irradiation on the charge trapping of AlGaIn/GaN recessed MISHFETs during short-term stress tests was observed in the off-state conditions, before and after proton irradiation. The rate of temporary current reduction caused by short-term stress tests deteriorated after proton irradiation, which indicates an increase in charge trapping.

The capture/emission time (CET) map (Figure 4) and the conductance method [23], [24] before and after proton irradiation confirmed that the number of

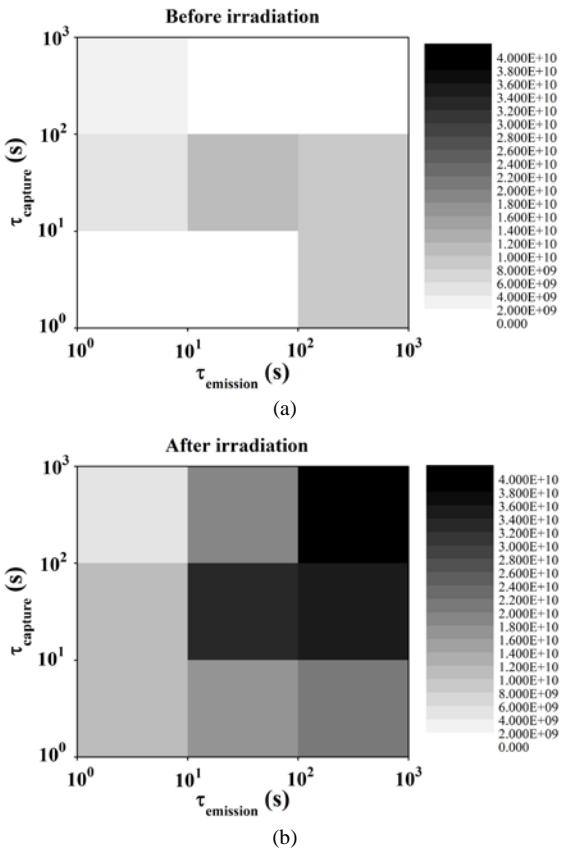


Figure 4. CET maps in AlGaIn/GaN recessed MISHFETs (a) before and (b) after 5 MeV proton irradiation [26].

interface states of the gate and access regions was increased, indicating that charge trapping by short-term stress tests was adversely affected.

The drain off-state breakdown voltage (BV) increased after proton irradiation. The proton irradiation effects were indirectly applied by employing negatively charged traps [25] through Silvaco TCAD simulation, and the BV was presumed to increase as the electric field distribution on the gate edge of the drain side decreased after proton irradiation [26].

B. Time-dependent dielectric breakdown (TDDB)

Time-zero breakdown (TZB) and TDDB characteristics were measured before and after proton irradiation to investigate the effects of proton irradiation on the gate reliability of AlGaIn/GaN recessed MISHFETs. Although the increase in number of trap states in the gate region was identified using the CET map and cathodoluminescence (CL) analysis (Figure 5), TZB and TDDB showed negligible changes after proton irradiation.

To analyze the origin of negligible changes in TZB and TDDB results before and after proton irradiation, negatively charged traps, calculated from SRIM, were applied to Silvaco TCAD to align transfer characteristics before and after proton irradiation.


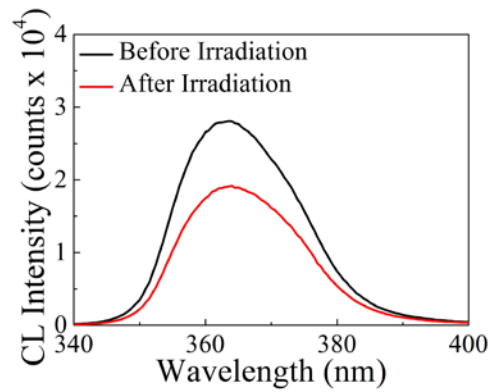


Figure 5. (a) CL spectra of AlGaIn/GaN recessed MISHFETs before and after proton irradiation. (b) SEM image of the analyzed device. [27].

Simulation results reveal that the vertical field distribution of the identified gate region shows a significant reduction in the vertical field of the gate region after proton irradiation. Therefore, it is estimated that the trap state degradation of the gate region was offset by the reduction of the vertical field of the gate region, resulting in negligible changes in TZB and TDDB [27].

6. CONCLUSION

Research results have been compiled to investigate the proton irradiation effects on GaN-based transistors, a potential candidate for use in space applications. GaN has materially superior radiation-hardened properties; however, reliability and stability issues must be addressed before its practical use in space. Experiments should be continuously conducted to improve the radiation characteristics of GaN-based transistors, and further research is essential to identify more specific and tangible origins.

ACKNOWLEDGMENT

This research was supported by the Basic Science Research Programs (2015R1A6A1A03031833, 2019R1A2C1008894) and Korea Institute for Advancement of Technology(KIAT) grant funded by the

Korea Government(MOTIE) (P07820002101, The Competency Development Program for Industry Specialist).

REFERENCES

- [1] R. Gaska, Q. Chen, J. Yang, A. Osinsky, M. Asif Khan, and M. S. Shur, "High-temperature performance of AlGaIn/GaN HFET's on SiC substrates", *IEEE Electron Device Lett.*, vol. 18, no. 10, pp. 492-494, Oct. 1997.
- [2] O. Aktas, Z. F. Fan, S. N. Mohammad, A. E. Botchkarev, and H. Morkoc, "High-temperature characteristics of AlGaIn/GaN modulation doped field-effect transistors", *Appl. Phys. Lett.*, vol. 69, no. 25, pp. 3872-3874, Dec. 1996.
- [3] J. Mararo, G. Nicolas, D. M. Nhut, S. Forestier, S. Rochette, O. Vendier, D. Langrez, J. Cazaux, and M. Feudale, "GaN for space application: Almost ready for flight", *Int. J. Microw. Wirel.*, vol. 2, no. 1, pp. 121-133, Apr. 2010.
- [4] U. K. Mishra, P. Parikh, and Y. Wu, "AlGaIn/GaN HEMTs-an overview of device operation and applications", *Proc. IEEE*, vol. 90, no. 6, pp. 1022-1031, Jun. 2002.
- [5] L. F. Eastman and U. K. Mishra, "The toughest yet [GaN Transistor]", *IEEE Spect.*, vol. 39, no. 5, pp. 29-33, May 2002.
- [6] B. Luo, J. W. Johnson, F. Ren, K. K. Allums, C. R. Abernathy, S. J. Pearton, R. Dwivedi, T. N. Fogarty, R. Wilkins, A. M. Dabiran, A. M. Wowchack, C. J. Polley, P. P. Chow, and A. G. Baca, "DC and RF performance of proton-irradiated AlGaIn/GaN high electron mobility transistors", *Appl. Phys. Lett.*, vol. 79, no. 14, pp. 2196-2198, Oct. 2001.
- [7] X. Hu, A. P. Karmarkar, B. I. Jun, D. M. Fleetwood, R. D. Schrimpf, R. D. Geil, R. A. Welle, B. D. White, M. Bataiev, L. J. Brillson, and U. K. Mishra, "Proton-irradiation effects on AlGaIn/AlN/GaN high electron mobility transistors", *IEEE Trans. Nucl. Sci.*, vol. 50, no. 6, pp. 1791-1796, Dec. 2003.
- [8] L. Lv, L. G. Ma, Y. R. Cao, J. C. Zhang, W. Zhang, L. Li, S. R. Xu, X. H. Ma, X. T. Ren, and Y. Hao, "Study of proton irradiation effects on AlGaIn/GaN high electron mobility transistors", *Microelectron. Reliab.*, vol. 51, no. 12, pp. 2168-2172, Dec. 2011.
- [9] B. D. Weaver, T. J. Anderson, A. D. Koehler, J. D. Greenlee, J. K. Hite, D. I. Shahin, F. J. Kub, and K. D. Hobart, "On the radiation tolerance of AlGaIn/GaN HEMTs", *J. Solid-State Sci. Technol.*, vol. 5, no. 7, pp. Q208-Q212, Jun. 2016.
- [10] L. Lv, X. Ma, J. Zhang, Z. Bi, L. Liu, H. Shan, and Y. Hao, "Proton Irradiation Effects on AlGaIn/AlN/GaN Heterojunctions", *IEEE Trans. Nucl. Sci.*, vol. 62, no. 1, pp. 300-305, Feb. 2015.
- [11] J. Chen, Y. S. Puzirev, R. Jiang, E. X. Zhang, M. W. McCurdy, D. M. Fleetwood, R. D. Schrimpf, S. T. Pantelides, A. R. Arehart, S. A. Ringel, P. Saunier, and C. Lee, "Effects of applied bias and high field stress on the radiation response of GaN/AlGaIn HEMTs", *IEEE Trans. Nucl. Sci.*, vol. 62, no. 6, pp. 2423-2430, Dec. 2015.
- [12] J. R. Srour, C. J. Marshall, and P. W. Marshall, "Review of Displacement Damage Effects in Silicon Devices", *IEEE Trans. Nucl. Sci.*, vol. 50, no. 3, pp. 653-670, Jun. 2003.
- [13] G. P. Summers, B. A. Burke, M. A. Xapsos, C. J. Dale, P. W. Marshall, and E. L. Petersen, "Displacement Damage In GaAs Structures", *IEEE Trans. Nucl. Sci.*, vol. 35, no. 6, pp. 1221-1226, Dec. 1988.
- [14] B. D. Weaver, P. A. Martin, J. B. Boos, and C. D. Cress, "Displacement damage effects in AlGaIn/GaN high electron mobility transistors", *IEEE Trans. Nucl. Sci.*, vol. 59, no. 6, pp. 3077-3080, Dec. 2012.
- [15] L. Liu, C.-F. Lo, Y. Xi, Y. Wang, F. Ren, S. J. Pearton, H.-Y. Kim, J. Kim, R. C. Fitch, D. E. Walker Jr., K. D. Chabak, J. K. Gillespie, S. E. Tetlak, G. D. Via, A. Crespo, I. I. Kravchenko, "Dependence on proton energy of degradation of AlGaIn/GaN high electron mobility transistor", *J. Vac. Sci. Technol. B.*, vol. 31, no. 2, p. 022201, Jan. 2013.
- [16] B. D. White, M. Bataiev, S. H. Goss, X. Hu, A. Karmarkar, D. M. Fleetwood, R. D. Schrimpf, W. J. Schaff, and L. J. Brillson, "Electrical, spectral, and chemical properties of 1.8 MeV proton irradiated AlGaIn/GaN HEMT structures as a function of proton fluence", *IEEE Trans. Nucl. Sci.*, vol. 50, no. 6, pp. 1934-1941, Dec. 2003.
- [17] D. Keum, H.-Y. Cha, and H. Kim, "Proton Bombardment Effects on Normally-off AlGaIn/GaN-on-Si Recessed MISHeterostructure FETs", *IEEE Trans. Nucl. Sci.*, vol. 62, no. 6, pp. 3362-3368, Dec. 2015.
- [18] J. F. Ziegler and J. P. Biersack., "The stopping and range of ions in matter.", *Treatise on heavy-ion science*. Springer, Boston, MA, 1985. pp. 93-129.
- [19] D. Keum and H. Kim, "Energy-Dependent Degradation Characteristics of AlGaIn/GaN MISHEMTs with 1, 1.5, and 2 MeV Proton Irradiation", *ECS J. Solid State Sci. Technol.*, vol. 7, no. 9, pp. Q159-163, Aug. 2018.
- [20] O. Ambacher, B. Foutz, J. Smart, J. R. Shealy, N. G. Weimann, K. Chu, M. Murphy, A. J. Sierakowski, W. J. Schaff, L. F. Eastman, R. Dimitrov, A. Mitchell, and M. Stutzmann, "Two dimensional electron gases induced by spontaneous and piezoelectric polarization in undoped and doped AlGaIn/GaN heterostructures", *J. Appl. Phys.*, vol. 78, no. 1, pp. 334-344, Jan. 2000.
- [21] I. P. Smorchkova, C. R. Elsass, J. P. Ibbetson, R. Vetry, B. Heying, P. Fini, E. Haus, S. P. DenBaars, J. S. Speck, and U. K. Mishra, "Polarization-induced charge and electron mobility in AlGaIn/GaN heterostructures grown by plasma-assisted molecular-beam epitaxy", *J. Appl. Phys.*, vol. 86, no. 8, pp. 4520-4526, Oct. 1999.
- [22] D. Keum, H.-K. Sung, and H. Kim, "Degradation Characteristics of Normally-Off p-AlGaIn Gate AlGaIn/GaN HEMTs With 5 MeV Proton Irradiation", *IEEE Trans. Nucl. Sci.*, vol. 64, no. 1, Jan. 2017.
- [23] P. Lager, C. Ostermaier, G. Pobegen, and D. Pogany, "Towards understanding the origin of threshold voltage instability of AlGaIn/GaN MISHEMTs", in *Proc. IEEE Int. Electron Devices Meeting (IEDM)*, pp. 299-302, Dec. 2012.
- [24] D. K. Schroder, "Oxide and Interface Trapped Charges, Oxide Thickness" *Semiconductor Material and Device Characterization, 3rd ed.* Hoboken, NJ, USA: Wiley, 2006, pp. 347-350.
- [25] E. Patrick, M. E. Law, L. Liu, C. V. Cuervo, Y. Xi, F. Ren, and S. J. Pearton, "Modeling Proton Irradiation in AlGaIn/GaN HEMTs: Understanding the Increase of Critical Voltage", *IEEE Trans. Nucl. Sci.*, vol. 60, no. 6, pp. 4103-4108, Dec. 2013.
- [26] D. Keum and H. Kim, "Proton-irradiation Effects on Charge Trapping-related Instability of Normally-off AlGaIn/GaN Recessed MISHFETs", *J. Semicond. Technol. Sci.*, vol. 19, no. 2, pp. 214-219, Apr. 2019.
- [27] D. Keum and H. Kim, "Proton Irradiation Effects on the Time-Dependent Dielectric Breakdown Characteristics of Normally-Off AlGaIn/GaN Gate-Recessed Metal-Insulator-Semiconductor Heterostructure Field Effect Transistors", *Micromachines*, vol. 10, p. 723, October 2019.

AUTHOR BIOGRAPHIES



Dongmin Keum was born in Suwon, Korea, in 1989. He received the B.S., M.S., Ph. D degrees in the Department of Electronic and Electrical Engineering from Hongik University, Seoul, Korea, in 2012, 2014, and 2019 respectively. He was a Post-

Doctoral Researcher with the Hongik University Research Institute of Science and Technology. He is currently a Research Professor of Metamaterial Electronic Device Research Center in Hongik University. His interests include Radiation effects of GaN-based device and its reliability test.



Hyungtak Kim received the B.S. degree in Electrical Engineering from Seoul National University, Seoul, Korea and the M.S. and Ph.D. degrees in Electrical and Computer Engineering from Cornell University, Ithaca, New York, U.S.A., in 1996 and 2003, respectively. In 2007, he joined the school of electronic and electrical engineering at Hongik University, Seoul, Korea and is currently a professor. His research interests include the reliability physics of semiconductor devices and those applications toward extreme environment electronics. Prior to joining Hongik University, he spent 4 years developing CMOS devices and process integration for DRAM technology as a senior engineer in the semiconductor R&D center at Samsung Electronics, Co. Ltd.



Ho-Young Cha received the B.S. and M.S. degrees in Electrical Engineering from the Seoul National University, Seoul, Korea, in 1996 and 1999, respectively, and the Ph.D. degree in Electrical and Computer Engineering from Cornell University, Ithaca, NY, in 2004. He was a Postdoctoral Research Associate with Cornell University until 2005, where he focused on the design and fabrication of wide bandgap semiconductor devices. He was with the General Electric Global Research Center, Niskayuna, NY, from 2005 to 2007, developing wide-bandgap semiconductor sensors and high-power devices. Since 2007, he has been with Hongik University, Seoul, where he is currently Professor in the School of Electronic and Electrical Engineering. His research interests include wide-bandgap semiconductor devices.