

# Variation of the Hemispheric Asymmetry of the Equatorial Ionization Anomaly with Solar Cycle

Young-Sil Kwak<sup>1,2†</sup>, Hyosub Kil<sup>3</sup>, Woo Kyoung Lee<sup>1,2</sup>, Tae-Yong Yang<sup>1</sup>

<sup>1</sup>Korea Astronomy and Space Science Institute, Daejeon 34055, Korea

<sup>2</sup>Korea University of Science and Technology, Daejeon 34113, Korea

<sup>3</sup>The Johns Hopkins University Applied Physics Laboratory, Laurel, Maryland, USA

In solstices during the solar minimum, the hemispheric difference of the equatorial ionization anomaly (EIA) intensity (hereafter hemispheric asymmetry) is understood as being opposite in the morning and afternoon. This phenomenon is explained by the temporal variation of the combined effects of the fountain process and interhemispheric wind. However, the mechanism applied to the observations during the solar minimum has not yet been validated with observations made during other periods of the solar cycle. We investigate the variability of the hemispheric asymmetry with local time (LT), altitude, season, and solar cycle using the electron density taken by the CHALLENGING Minisatellite Payload satellite and the global total electron content (TEC) maps acquired during 2001–2008. The electron density profiles provided by the Constellation Observing System for Meteorology, Ionosphere, and Climate satellites during 2007–2008 are also used to investigate the variation of the hemispheric asymmetry with altitude during the solar minimum. During the solar minimum, the location of a stronger EIA moves from the winter hemisphere to the summer hemisphere around 1200–1400 LT. The reversal of the hemispheric asymmetry is more clearly visible in the *F*-peak density than in TEC or in topside plasma density. During the solar maximum, the EIA in the winter hemisphere is stronger than that in the summer hemisphere in both the morning and afternoon. When the location of a stronger EIA in the afternoon is viewed as a function of the year, the transition from the winter hemisphere to the summer hemisphere occurs near 2004 (yearly average F10.7 index = 106). We discuss the mechanisms that cause the variation of the hemispheric asymmetry with LT and solar cycle.

**Keywords:** equatorial ionization anomaly, hemispheric asymmetry, solar cycle

## 1. INTRODUCTION

One of the most distinguishing phenomena in the low-latitude *F* region is the development of two enhanced plasma density peaks centered around  $\pm 15^\circ$  magnetic latitudes. This phenomenon is called the equatorial ionization anomaly (EIA). The EIA is an anomalous feature because it deviates from the ionospheric morphology predicted by the photoionization production rate. The EIA's existence was identified by the ionosonde observations in early studies (Namba & Maeda 1939; Appleton 1946), and various observations from space have enriched our knowledge of the EIA phenomenon from a global

perspective (Benkova et al. 1990; Jee et al. 2004, 2005, 2010; Sagawa et al. 2005; Immel et al. 2006; Kil et al. 2007, 2008; Lin et al. 2007a, b; Liu & Watanabe 2008; Oh et al. 2008; Scherliess et al. 2008; England et al. 2009; Liu et al. 2009; Tulasi Ram et al. 2009; Lee et al. 2011). The upward drift of the equatorial plasma during daytime redistributes the equatorial plasma along the magnetic field lines by the phenomenon known as the fountain effect (Mitra 1946; Hanson & Moffett 1966; Moffett 1979). As a result, plasma density crests are created around  $\pm 15^\circ$  magnetic latitudes and a trough is created at the magnetic equator. The EIAs created during daytime gradually diminish at night following the downward drift of the ionosphere. The EIA

© This is an Open Access article distributed under the terms of the Creative Commons Attribution Non-Commercial License (<https://creativecommons.org/licenses/by-nc/3.0/>) which permits unrestricted non-commercial use, distribution, and reproduction in any medium, provided the original work is properly cited.

Received 17 AUG 2019 Revised 28 AUG 2019 Accepted 28 AUG 2019

† Corresponding Author

Tel: +82-42-865-2039, E-mail: yskwak@kasi.re.kr

ORCID: <https://orcid.org/0000-0003-3375-8574>

region has a practical importance because of the occurrence of the most severe radio scintillation (e.g., Basu & Larson 1995).

The diurnal variation of the vertical plasma motion in the equatorial region (e.g., Fejer et al. 1991, 1995, 2008; Kil et al. 2009) causes the diurnal variation of the EIA intensity. The vertical plasma drift at a given local time (LT) varies with longitude, season, solar cycle, and magnetic activity, and therefore, the EIA intensity varies with those factors. The hemispheric difference of the EIA intensity (hereafter hemispheric asymmetry) is primarily caused by the effect of interhemispheric wind (e.g., Vila 1971a, b; Aydogdu 1988; Balan et al. 1995; Su et al. 1997; Rishbeth 2000; Tsai et al. 2001; Kil et al. 2006; Lin et al. 2007a; Tulasi Ram et al. 2009). Interhemispheric wind induces the hemispheric asymmetry by the interhemispheric plasma transport and the modification of the equatorial plasma diffusion (e.g., Heelis & Hanson 1980; Balan et al. 1995; Lin et al. 2007a; Tulasi Ram et al. 2009). Another important wind effect is the modulation of the *F*-region height (e.g., Balan et al. 1995; Su et al. 1997). Equatorward winds lift the ionosphere to higher altitudes where the plasma loss by the dissociative recombination of the oxygen ion with molecular gases is small. This process causes the enhancement of plasma density. Poleward winds, however, lower the *F*-region height and cause the reduction of plasma density.

The early studies using the *F*-peak density (NmF2) measurements by ionosondes reported the temporal variation of the hemispheric asymmetry during periods of low solar activity; a stronger EIA occurs in the winter hemisphere in the morning and in the summer hemisphere in the afternoon (Vila 1971a, b; Walker et al. 1991). The radio occultation observations made by the Constellation Observing System for Meteorology, Ionosphere, and Climate (COSMIC) satellites further confirmed the reversal of the hemispheric asymmetry in the afternoon during low solar activity (Lin et al. 2007a; Tulasi Ram et al. 2009). However, the total electron content (TEC) observations from the Ocean Topography Experiment (TOPEX)/Poseidon mission showed the variation of the hemispheric asymmetry with the solar activity (Jee et al. 2004). During periods of low solar activity, the hemispheric asymmetry identified by the TOPEX/Poseidon observations is similar to that identified by the ionosonde and COSMIC observations; hemispheric asymmetries in the morning and afternoon are the opposite of each other. However, the TOPEX/Poseidon observations made during periods of high solar activity did not show the reversal of the hemispheric asymmetry in the afternoon.

Tulasi Ram et al. (2009) explained the occurrence of a stronger EIA in the winter hemisphere in the morning due

to the transport of plasma from the summer hemisphere to the winter hemisphere by the summer-to-winter wind. The reversal of the hemispheric asymmetry in the afternoon was explained by the weakening of the interhemispheric plasma transport due to the intensified fountain process and ion drag. However, the mechanism proposed by Tulasi Ram et al. (2009) is not applicable to the hemispheric asymmetry observed during periods of high solar activity. The variation of the EIA intensity was extensively investigated by Jee et al. (2004). However, the main interest of Jee et al. (2004) was the longitudinal variation of the hemispheric asymmetry in association with the geomagnetic field configuration but the variation of the hemispheric asymmetry with the solar cycle was not dealt with.

The comparison of the hemispheric asymmetry during different periods of the solar cycle is desirable for a comprehensive understanding of the hemispheric asymmetry phenomenon. In this study, we investigate the variability of the hemispheric asymmetry with LT, altitude, season, and solar cycle and discuss mechanisms behind the variability. The investigation is carried out with using the measurements of the electron density made by, from by the Planar Langmuir Probe (PLP) onboard the CHALLENGING Minisatellite Payload (CHAMP) satellite and the TEC data provided by the Center for Orbit Determination in Europe (CODE) during 2001–2008. The COSMIC electron density data during 2007–2008 are also analyzed and compared with the CHAMP and TEC data. Our investigation is limited to the observations in the dayside during solstices.

## 2. DATA DESCRIPTION

The CHAMP satellite was launched on 15 July 2000 into a near-circular orbit. From its initial altitude of 456 km, the satellite has slowly decayed, reaching an altitude of 320 km at the end of 2008. The high inclination (87.25°) of the satellite causes a slow precession of the orbital plane at a rate of 5.6 min/day. The 24-h LT is covered by combining the observations in the ascending and descending orbits every 131 days. The PLP data are available at a rate of 1 sample each 15 seconds. We use the PLP data acquired during 2001–2008.

Global TEC maps are available from the CODE website (<ftp://ftp.unibe.ch/aiub/CODE>). Observations at about 200 worldwide global positioning system (GPS) stations were used for the TEC maps. TEC maps were produced with the grid sizes of 2.5° in latitude and 5° in longitude on a 2-h interval. The CODE TEC data acquired during 2001–2008 are analyzed.

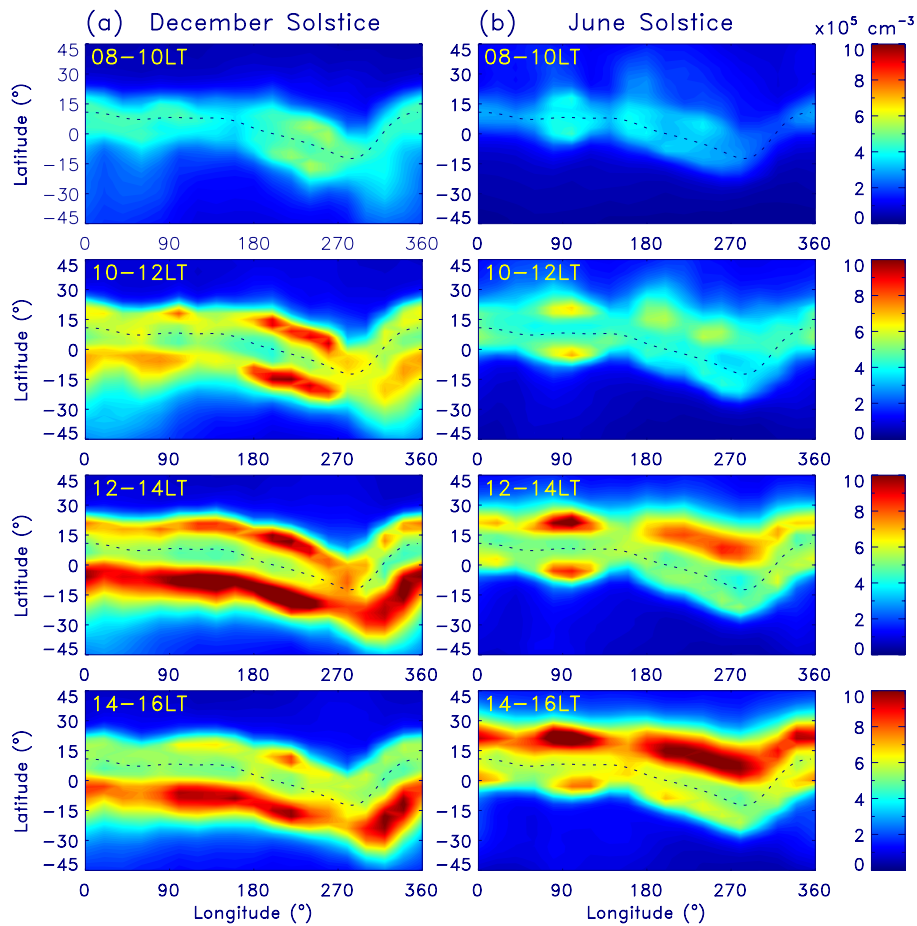
COSMIC consists of six satellites launched on 15 April 2006. The current satellite orbits are at an altitude of 800 km with an inclination angle of  $72^\circ$  and the longitudinal separation between the satellites is  $30^\circ$ . The radio occultation measurements from dual frequency GPS receivers onboard the satellites provide about 1500–2300 electron density profiles per day in the 50- to 800-km altitude range (e.g., Lei et al. 2007). The COSMIC data acquired during 2007–2008 are analyzed to investigate the hemispheric asymmetry during the solar minimum. We processed the CHAMP, TEC, and COSMIC data acquired under low and moderate levels of geomagnetic activity ( $K_p \leq 3^+$ ).

### 3. RESULTS

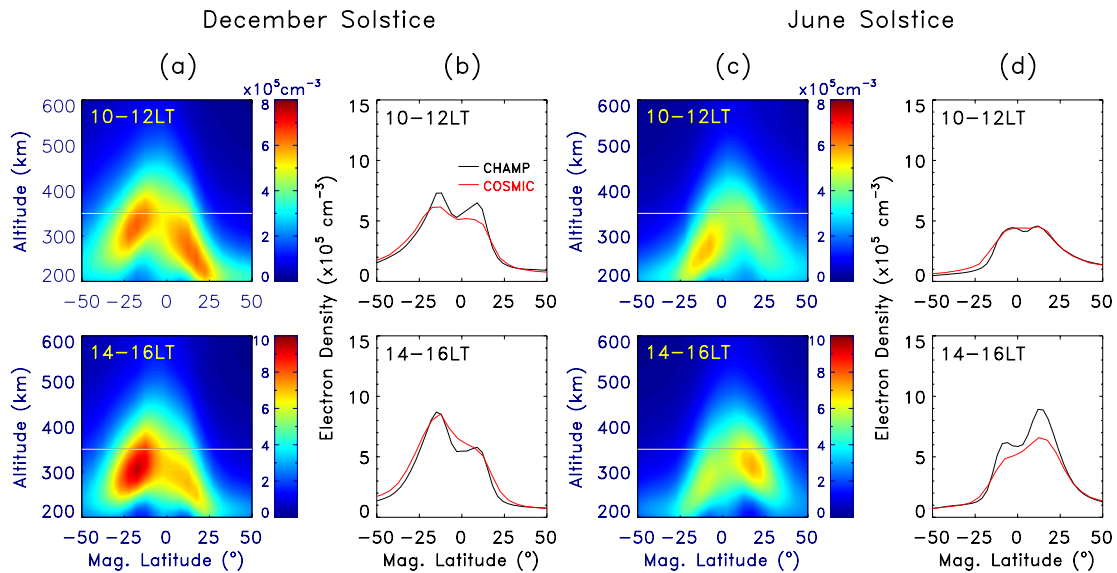
The global maps of the electron density during the solar minimum were produced using the CHAMP data acquired during 2007–2008. Fig. 1 shows the temporal variation of the electron density between 0800 and 1600 LT during the (a)

December solstice (November, December, and January in 2007 and 2008) and (b) June solstice (May, June, and July in 2007 and 2008). At the altitude of the CHAMP satellite (340–320 km), the hemispheric asymmetry is not pronounced in the morning. The weak tendency identified at 1000–1200 LT is the development of a stronger EIA in the summer hemisphere. The hemispheric asymmetry is intensified in the afternoon, and the EIA in the summer hemisphere is much stronger than that in the winter hemisphere.

The occurrence of a stronger EIA in the summer hemisphere in the afternoon agrees with the COSMIC NmF2 observation (Tulasi Ram et al. 2009), but the observation of a minor hemispheric asymmetry in the morning disagrees with the occurrence of a stronger EIA in the winter hemisphere in the COSMIC NmF2. The difference of the hemispheric asymmetry between the CHAMP and COSMIC observations may indicate the altitudinal difference of the hemispheric asymmetry. Fig. 2(a) shows the longitude-average COSMIC electron density profiles at 1000–1200 LT and 1400–1600 LT during the December



**Fig. 1.** Electron density maps between 0800 and 1600 LT during the (a) December solstice and (b) June solstice in 2007 and 2008. The electron density was measured by CHAMP at an altitude of 330 km. The dotted lines denote the magnetic equator. LT, local time; CHAMP, CHALLENGING Minisatellite Payload.



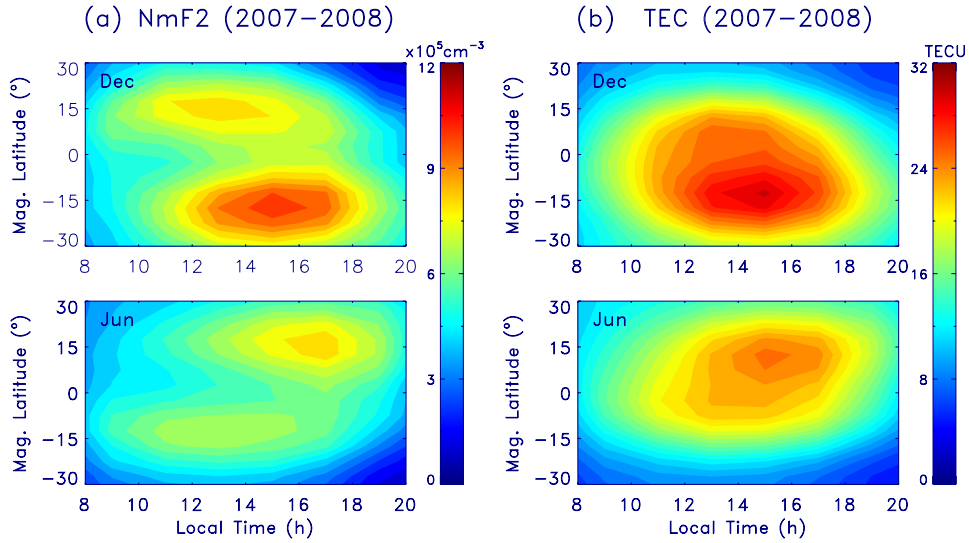
**Fig. 2.** (a) Longitude-average COSMIC electron density profiles during the December solstice in 2007 and 2008. The horizontal white lines denote the CHAMP altitude. (b) Comparison of the electron densities observed by CHAMP (black curves) and COSMIC (red curves). (c) and (d) The same format as (a) and (b) for the observations during the June solstice. CHAMP, CHALLENGING Minisatellite Payload; COSMIC, Constellation Observing System for Meteorology, Ionosphere, and Climate.

solstice in 2007–2008. The CHAMP altitude is indicated with white lines. In Fig. 2(b), the electron densities observed by CHAMP are shown with black curves and COSMIC electron densities sampled at the altitude of CHAMP are shown with red curves. Fig. 2(c) and 2(d) are the same format for the observations during the June solstice. In the COSMIC observations at 1000–1200 LT, the electron density in the winter hemisphere is greater than that in the summer hemisphere during the June solstice. The hemispheric asymmetry is not pronounced during the December solstice. The development of a stronger EIA in the summer hemisphere is clearly visible in the afternoon in both seasons. The *F*-peak height in the summer hemisphere is higher than that in the winter hemisphere in both the morning and afternoon. At 1000–1200 LT, CHAMP passes through near *F*-peak height in the summer hemisphere and in the topside in the winter hemisphere. Although the stronger NmF2 is developed in the winter hemisphere at 1000–1200 LT, the EIA intensity in the summer hemisphere is comparable to, or stronger than, that in the winter hemisphere at an altitude of CHAMP owing to the hemispheric difference of the *F*-peak height. At 1400–1600 LT, the electron density in the summer hemisphere is greater than that in the winter hemisphere at both the *F*-peak height and the CHAMP altitude. The hemispheric asymmetry is not sensitive to the *F*-peak height in the afternoon because the electron density in the summer hemisphere is greater than that in the winter hemisphere in a broad altitude range.

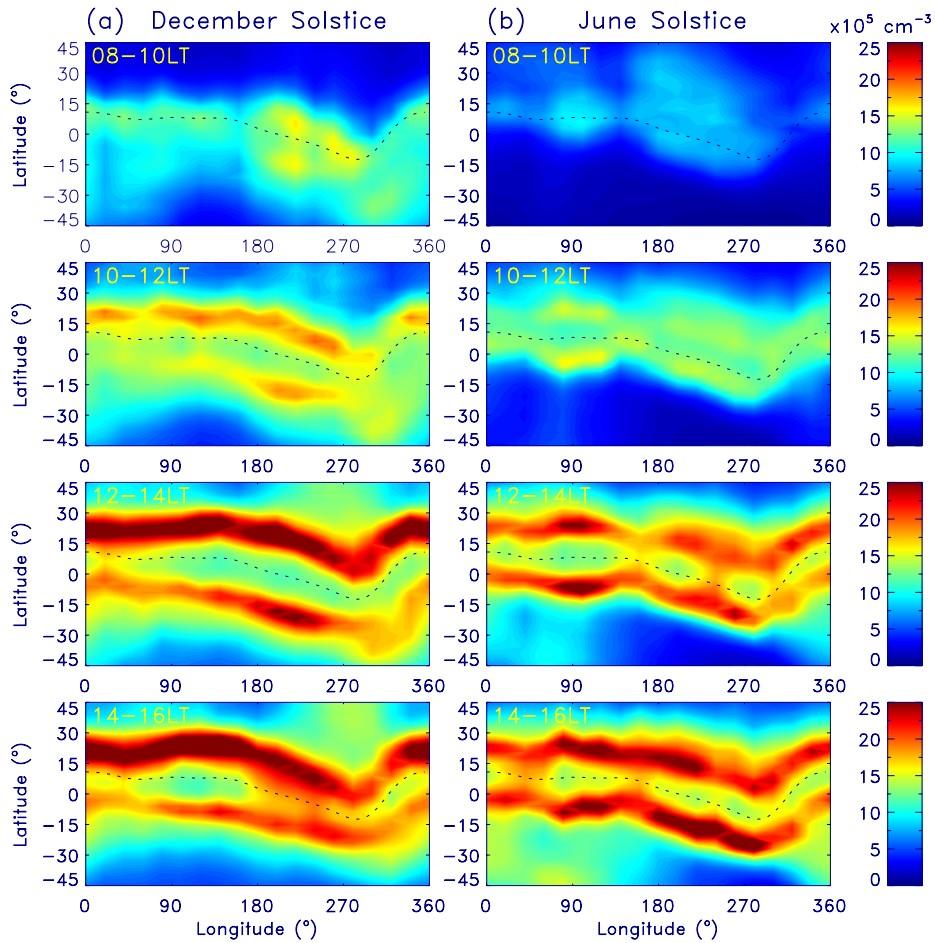
We further investigate the diurnal variation of the

hemispheric asymmetry during the solar minimum (2007–2008) using the COSMIC NmF2 and GPS TEC data. The longitude-average COSMIC NmF2 data are shown in Fig. 3(a). The GPS TEC data during the same period are shown in Fig. 3(b). In Fig. 3(a), the EIA emerges at an earlier morning about 0800 LT, in the winter hemisphere compared to the EIA in the summer hemisphere. As time progresses, the EIA in the summer hemisphere is strengthened with maximum NmF2 value of  $10.4 \times 10^5 \text{ cm}^{-3}$  ( $8.4 \times 10^5 \text{ cm}^{-3}$ ) around 1500 LT (1700 LT) in December (June) solstice and persists until 2000 LT, whereas the EIA in the winter hemisphere is weakened slightly from 1300 LT and diminishes in the evening. Although the southern and northern EIAs are not clearly separable in Fig. 3(b), we can identify the earlier emergence of the TEC enhancement in the winter hemisphere than in the summer hemisphere during the June solstice. The hemispheric asymmetry in the morning is not clear during the December solstice in the GPS TEC data. The EIA in the summer hemisphere is intensified in the afternoon in both seasons and a stronger EIA develops in the summer hemisphere with maximum TEC value of 30.3 TECU (25.5 TECU) around 1500 LT in December (June) solstice.

The hemispheric asymmetry during the solar maximum is investigated using the CHAMP electron density data acquired during 2001–2002. Fig. 4 has the same format as Fig. 1 for the CHAMP data during the (a) December solstice and (b) June solstice. During the December solstice, the EIA in the winter (northern) hemisphere is stronger than that



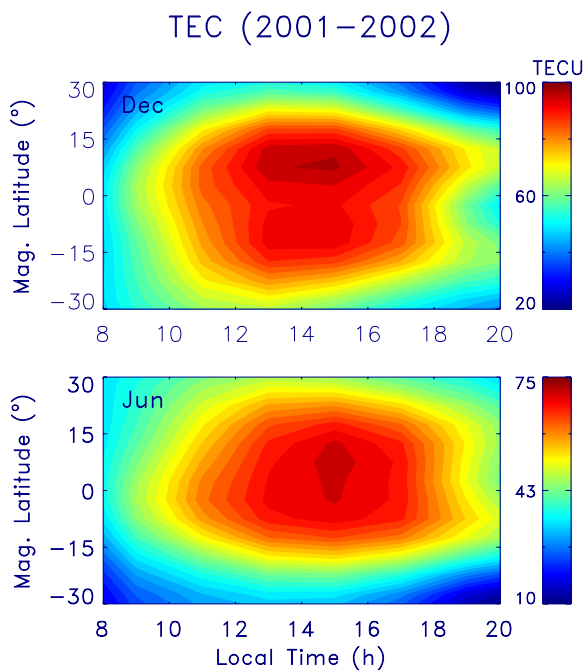
**Fig. 3.** Diurnal variation of the hemispheric asymmetry seen by (a) COSMIC NmF2 and (b) GPS TEC. The maps show the longitude-average NmF2 and TEC produced by using the data in 2007 and 2008. TECU is  $10^{16} \text{ m}^{-2}$ . COSMIC, Constellation Observing System for Meteorology, Ionosphere, and Climate; GPS, global positioning system; TEC, total electron content.



**Fig. 4.** Electron density maps between 0800 and 1600 LT during the (a) December solstice and (b) June solstice in 2001 and 2002. The electron density was measured by CHAMP at an altitude of 400 km. The dotted lines denote the magnetic equator. LT, local time; CHAMP, CHALLENGING Minisatellite Payload.

in the summer (southern) hemisphere in both the morning and afternoon. However, the hemispheric asymmetry is not obvious during the June solstice. The hemispheric asymmetry in the afternoon during the solar maximum shows a clear difference from that observed during the solar minimum; the EIA in the summer hemisphere is more intense than that in the winter hemisphere during the solar minimum, but this phenomenon does not appear during the solar maximum.

The hemispheric asymmetry of electron density at a constant altitude (~330 km) may be different from that of NmF2 because, as shown in Fig. 2, the *F*-peak height is different in the opposite hemispheres. Using the longitude-average GPS TEC maps, we examine whether the hemispheric asymmetry observed by CHAMP is a general feature during the solar maximum. Fig. 5 has the same format as Fig. 3(b) for the observations during 2001–2002. During the December solstice, the EIA in the winter (northern) hemisphere emerges at earlier LTs and persists longer compared to the EIA in the summer (southern) hemisphere, which is consistent with the CHAMP observation. During the June solstice, the northern and southern EIAs are not clearly distinguishable. However, we can identify the occurrence of a greater TEC in the winter hemisphere throughout the daytime. The minor hemispheric difference of TEC during the June solstice is also consistent with the CHAMP observation.



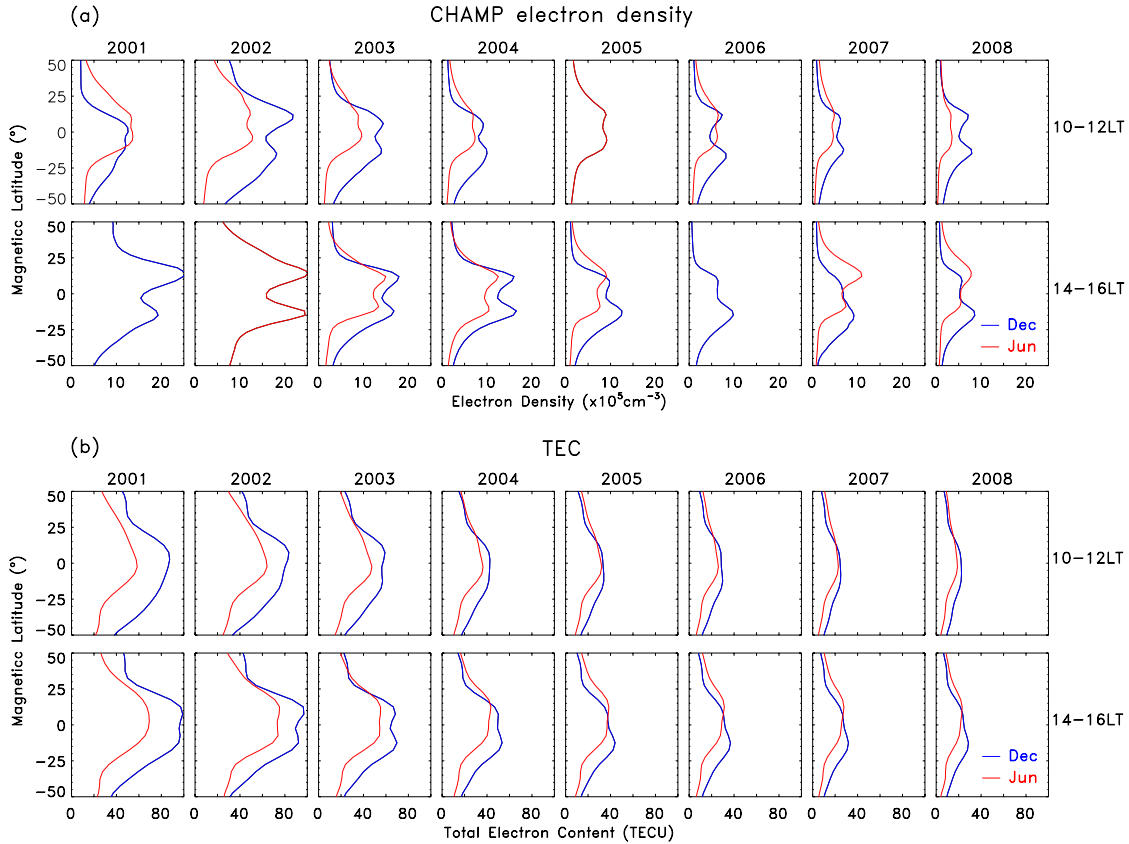
**Fig. 5.** Diurnal variation of the hemispheric asymmetry seen by GPS TEC. The maps show the longitude-average TEC produced using the data in 2001 and 2002. GPS, global positioning system; TEC, total electron content.

Fig. 6 shows the variation of the hemispheric asymmetry between 2001 and 2008 in (a) CHAMP electron density and (b) GPS TEC. The observations during the December and June solstices are shown with blue and red curves, respectively. Curves in some years in Fig. 6(a) are missing because the CHAMP observations do not provide sufficient data at the given LT intervals. At 1000–1200 LT, we can identify a tendency of the occurrence of a stronger EIA in the winter hemisphere during 2001–2003 and the weakening of the hemispheric asymmetry in the following years in both the CHAMP electron density and GPS TEC. The hemispheric asymmetry is not obvious in the morning in both seasons during 2006–2008. At 1400–1600 LT, we can identify a tendency of the occurrence of a stronger EIA in the winter hemisphere compared to the EIA in the summer hemisphere during high solar activity periods and the occurrence of a stronger EIA shifts from the winter hemisphere to the summer hemisphere in both the CHAMP electron density and GPS TEC plots following the decline of the solar cycle. This shift occurs near 2004 and is more clearly visible in the observations during the December solstice.

#### 4. DISCUSSION

The hemispheric asymmetry during the December and June solstices shows a slightly different variation with LT and solar cycle, but a general tendency exists. Combining our observations and the results reported in previous studies (Jee et al. 2004; Tulasi Ram et al. 2009), the hemispheric asymmetry is summarized as follows. During the solar minimum, a stronger EIA develops in the winter hemisphere in the morning and in the summer hemisphere in the afternoon. The hemispheric asymmetry is more pronounced during the afternoon than during the morning. During the solar maximum, a stronger EIA develops in the winter hemisphere in both the morning and afternoon. Thus the hemispheric asymmetries during the solar minimum and maximum are significantly different in the afternoon. We discuss the formation of the hemispheric asymmetry and its variation by the combined effects of the fountain process and summer-to-winter wind.

The summer-to-winter wind affects the low-latitude ionosphere by plasma transport along the geomagnetic field lines. On the aspect of the modulation of the *F*-region height, the summer-to-winter wind effect is positive to the plasma density in the summer hemisphere and is negative in the winter hemisphere (e.g., Balan et al. 1995; Su et al. 1997); the uplifting of the ionosphere in the summer



**Fig. 6.** Solar cycle variation of the hemispheric asymmetry. Longitude-average (a) CHAMP electron density and (b) GPS TEC. The blue and red curves are the profiles during the December and June solstices, respectively. GPS, global positioning system; TEC, total electron content; CHAMP, CHALLENGING Minisatellite Payload.

hemisphere causes the plasma density enhancement, and the lowering of the ionosphere in the winter hemisphere causes the plasma density reduction. In the meanwhile, the plasma diffusion caused by the fountain effect is affected by neutral wind (e.g., Heelis & Hanson 1980; Balan et al. 1995; Lin et al. 2007a; Tulasi Ram et al. 2009); the summer-to-winter wind reduces the equatorial plasma diffusion into the EIA in the summer hemisphere, but it enhances the equatorial plasma diffusion into the EIA in the winter hemisphere. Thus, on the aspect of the equatorial plasma diffusion, the summer-to-winter wind effect is positive to the plasma density in the winter hemisphere and is negative in the summer hemisphere. The effects of the two processes (height modulation and equatorial plasma diffusion) would result in either a plasma density enhancement or a plasma density reduction depending on their relative significance.

The effect of the summer-to-winter wind on the equatorial plasma diffusion described above is different from the interpretation by Tulasi Ram et al. (2009). The mechanism processed by Tulasi Ram et al. (2009) is as follows. In the afternoon, the development of a strong EIA (or ion drag) in the summer hemisphere and the intensified fountain

process reduce the plasma transport from the summer hemisphere into the winter hemisphere. The uplift of the  $F$  region in the summer hemisphere by the summer-to-winter wind also maintains the EIA in the summer hemisphere. As a result, the EIA in the winter hemisphere is weakened and the EIA in the summer hemisphere is intensified in the afternoon. The proposed mechanism by Tulasi Ram et al. (2009) may explain the creation of a stronger EIA in the summer hemisphere in the afternoon during the solar minimum, but it does not explain the creation of a stronger EIA in the winter hemisphere in the afternoon during the solar maximum. The upward plasma drift velocity in the afternoon during the solar maximum is greater than that during the solar minimum (e.g., Fejer et al. 1991, 1995; Kil et al. 2009). The equatorial plasma density during the solar maximum is also greater than that during the solar minimum. Therefore, the fountain effect would be more intense during the solar maximum than during the solar minimum. If the ion drag at the EIA and the fountain process play a significant role in the weakening of the EIA in the winter hemisphere, those effects would be more significant during the solar maximum than during the solar

minimum. Thus the mechanism suggested by Tulasi Ram et al. (2009) predicts the creation of a much weaker EIA in the winter hemisphere than in the summer hemisphere during the solar maximum. However, the observations are opposite to this prediction.

Tulasi Ram et al. (2009) considered the fountain effect only in the afternoon. However, note the fact that the upward plasma drift velocity has a peak value near 1000 LT (Scherliess & Fejer 1999; Fejer et al. 2008; Kil et al. 2009). The upward plasma drift in the afternoon is significantly reduced compared to that at 1000 LT. Even if we consider the 1–2 h delay of the EIA response to the vertical plasma drift (e.g., Stolle et al. 2008), the fountain effect should be taken into account more in the morning than in the afternoon. When the fountain effect is intense, equatorial plasma diffusion is important for the formation of the EIA. In the presence of the summer-to-winter wind, the equatorial plasma diffusion into the winter hemisphere will be enhanced. In Fig. 2, the COSMIC electron density profiles show the significant hemispheric asymmetry in the *F*-region height. In the morning, the NmF2 in the summer hemisphere is smaller than that in the winter hemisphere in spite of the uplift of the ionosphere in the summer hemisphere. This observation indicates that the equatorial plasma diffusion plays a dominant role in the EIA intensity in the morning. The strengthening of the EIA in the winter hemisphere in the morning may be attributed to the plasma transport from the summer hemisphere to the winter hemisphere. However, the temporal evolution of the EIA identified by the COSMIC observations (Tulasi Ram et al. 2009) shows the strengthening of the EIA in both hemispheres in the morning. Therefore, the strengthening of the EIA in the winter hemisphere may not be produced by the transport of plasmas from the EIA in the summer hemisphere.

Following the decrease of the upward plasma drift in the afternoon, the fountain process becomes less significant. In that situation, the *F*-region height modulation by the summer-to-winter wind becomes important for the EIA intensity. In the summer hemisphere, the equatorward summer-to-winter wind maintains the EIA at higher altitudes and retards the plasma loss at the EIA. Although the fountain effect is weakened in the afternoon, the cumulative fountain effect combined with the uplift of the *F* region can intensify the EIA in the summer hemisphere. In the winter hemisphere, the EIA intensity would be weakened as time progresses, if the equatorial plasma diffusion into the EIA is less than the plasma loss at the EIA. During the solar minimum, the COSMIC observations in the afternoon show the weakening of the EIA in the winter hemisphere as time progresses (Tulasi Ram et al. 2009). This

observation indicates that the equatorial plasma diffusion into the EIA is not capable to compensate the plasma loss at the EIA in the winter hemisphere. During the solar maximum, however, the observation of the intensification of the EIA in the winter hemisphere in the afternoon indicates that the equatorial plasma diffusion is still effective in the afternoon. The upward plasma drift is weakened following the decline of the solar cycle (e.g., Fejer et al. 1991, 1995; Kil et al. 2009), so does the role of the equatorial plasma diffusion in the EIA intensity.

The intensity of the hemispheric asymmetry is variable with season and longitude as well as with the solar cycle because the vertical plasma drift velocity (or fountain effect), wind velocity, and plasma density are variable with those factors. Our data sets show that the hemispheric asymmetry is more pronounced during the December solstice than during the June solstice, regardless of solar activity. The difference of the plasma density between the two seasons may affect the intensity of the hemispheric asymmetry. The plasma density during the December solstice is greater than that during the June solstice as our results show. The annual variation of the Sun-Earth distance (perihelion in January and aphelion in July) is an important source of the plasma density difference between the December and June solstices (e.g., Lee et al. 2011). The effect of the summer-to-winter wind on the equatorial plasma diffusion would be more significant when the equatorial plasma density is higher, and therefore, the more intense hemispheric asymmetry is expected to be created during the December solstice. The longitudinal variation of the hemispheric asymmetry is attributed to the global-scale modulation of the vertical plasma drift by tidal forcing (e.g., Kil & Paxton 2011) and the variation of the neutral wind effect in association with the geomagnetic field configuration (West & Heelis 1996; Su et al. 1997; Rishbeth 2000; Venkatraman & Heelis 2000; Jee et al. 2004; Kil et al. 2006; Tsai et al. 2001; Lin et al. 2007a).

## 5. CONCLUSIONS

We have investigated the hemispheric asymmetry in the low-latitude ionosphere using the CHAMP plasma density, GPS TEC data acquired during 2001–2008, and the COSMIC plasma density data acquired during 2007–2008. Our results show the transition of the occurrence of a stronger EIA from the winter hemisphere to the summer hemisphere around 1200–1400 LT during the solar minimum. This phenomenon is more clearly visible in the *F*-peak density than in TEC or in topside plasma density. During the solar maximum, a stronger EIA appears in the winter hemisphere in both



the morning and afternoon. Therefore, the occurrence of a stronger EIA in the afternoon shifts from the winter hemisphere to the summer hemisphere following the decline of the solar cycle. The shift occurs near 2004 (yearly average F10.7 index = 106) and this phenomenon is more clearly visible during the December solstice than during the June solstice. The creation of the hemispheric asymmetry is attributed to interhemispheric winds. In the presence of interhemispheric winds, we suggest that the intensity of the fountain effect determines the variation of the hemispheric asymmetry with LT and solar cycle.

## ACKNOWLEDGEMENTS

This research was supported by Air Force Office of Scientific Research (AFOSR)/Asian Office of Aerospace Research and Development (AOARD) grant FA2386-18-1-0107 and basic research funding from Korea Astronomy and Space Science Institute (KASI). The work at JHU/APL was supported by MURI FA9559-16-1-0364.

## REFERENCES

- Appleton EV, Two anomalies in the ionosphere, *Nature*, 157, 691-693 (1946). <https://doi.org/10.1038/157691a0>
- Aydogdu M, North-south asymmetry in the ionospheric equatorial anomaly in the African and the West Asian regions produced by asymmetrical thermospheric winds, *J. Atmos. Terr. Phys.* 50, 623-627 (1988). [https://doi.org/10.1016/0021-9169\(88\)90060-8](https://doi.org/10.1016/0021-9169(88)90060-8)
- Balan N, Bailey GJ, Moffett RJ, Su YZ, Titheridge JE, Modeling studies of the conjugate-hemisphere differences in ionospheric ionization at equatorial anomaly latitudes, *J. Atmos. Terr. Phys.* 57, 279-292 (1995). [https://doi.org/10.1016/0021-9169\(94\)E0019-J](https://doi.org/10.1016/0021-9169(94)E0019-J)
- Basu S, Larson J, Turbulence in the upper atmosphere: Effects on satellite systems, in 33rd Aerospace Sciences Meeting and Exhibit (AIAA), Reno, NV, 9-12 Jan 1995. <https://doi.org/10.2514/6.1995-548>
- Benkova NP, Deminov MG, Karpachev AT, Kochenova NA, Kusnerevsky YV, et al., Longitude features shown by topside sounder data and their importance in ionospheric mapping, *Adv. Space Res.* 10, 57-66 (1990). [https://doi.org/10.1016/0273-1177\(90\)90186-4](https://doi.org/10.1016/0273-1177(90)90186-4)
- England SL, Zhang X, Immel TJ, Forbes JM, DeMajistre R, The effect of non-migrating tides on the morphology of the equatorial ionospheric anomaly: Seasonal variability, *Earth Planets Space*, 61, 493-503 (2009). <https://doi.org/10.1186/BF03353166>
- Fejer BG, de Paula ER, Gonzalez SA, Woodman RF, Average vertical and zonal *F* region plasma drifts over Jicamarca, *J. Geophys. Res.* 96, 13901-13906 (1991). <https://doi.org/10.1029/91JA01171>
- Fejer BG, de Paula ER, Heelis RA, Hanson WB, Global equatorial ionospheric vertical plasma drifts measured by the AE-E satellite, *J. Geophys. Res.* 100, 5769-5776 (1995). <https://doi.org/10.1029/94JA03240>
- Fejer BG, Jensen JW, Su SY, Quiet time equatorial *F* region vertical plasma drift model derived from ROCSAT-1 observations, *J. Geophys. Res.* 113, A05304 (2008). <https://doi.org/10.1029/2007JA012801>
- Hanson WB, Moffett RJ, Ionization transport effects in the equatorial *F* region, *J. Geophys. Res.* 71, 5559-5572 (1966). <https://doi.org/10.1029/JZ071i023p05559>
- Heelis RA, Hanson WB, Interhemispheric transport induced by neutral zonal winds in the *F* region, *J. Geophys. Res.* 85, 3045-3047 (1980). <https://doi.org/10.1029/JA085iA06p03045>
- Immel TJ, Sagawa E, England SL, Henderson SB, Hagan ME, et al., Control of equatorial ionospheric morphology by atmospheric tides, *Geophys. Res. Lett.* 33, L15108 (2006). <https://doi.org/10.1029/2006GL026161>
- Jee G, Lee HB, Kim YH, Chung JK, Cho J, Assessment of GPS global ionosphere maps (GIM) by comparison between CODE GIM and TOPEX/Jason TEC data: Ionospheric perspective, *J. Geophys. Res.* 115, A10319 (2010). <https://doi.org/10.1029/2010JA015432>
- Jee G, Schunk RW, Scherliess L, Analysis of TEC data from the TOPEX/Poseidon mission, *J. Geophys. Res.* 109, A01301 (2004). <https://doi.org/10.1029/2003JA010058>
- Jee G, Schunk RW, Scherliess L, Comparison of IRI-2001 with TOPEX TEC measurements, *J. Atmos. Sol.-Terr. Phys.* 67, 365-380 (2005). <https://doi.org/10.1016/j.jastp.2004.08.005>
- Kil H, DeMajistre R, Paxton LJ, Zhang Y, Nighttime *F*-region morphology in the low and middle latitudes seen from DMSP F15 and TIMED/GUVI, *J. Atmos. Sol.-Terr. Phys.* 68, 1672-1681 (2006). <https://doi.org/10.1016/j.jastp.2006.05.024>
- Kil H, Oh SJ, Kelley MC, Paxton LJ, England SL, et al., Longitudinal structure of the vertical  $E \times B$  drift and ion density seen from ROCSAT-1, *Geophys. Res. Lett.* 34, L14110 (2007). <https://doi.org/10.1029/2007GL030018>
- Kil H, Oh SJ, Paxton LJ, Fang TW, High-resolution vertical drift model driven from the ROCSAT-1 data, *J. Geophys. Res.* 114, A10314 (2009). <https://doi.org/10.1029/2009JA014324>
- Kil H, Paxton LJ, Causal link of longitudinal plasma density structure to vertical plasma drift and atmospheric tides: A review, in IAGA Special Sopron Book Series, vol. 2, *Aeronomy of the Earth's Atmosphere and Ionosphere*, eds.

- Abdu MA, Pancheva D (Springer, New York, 2011) 349-361.
- Kil H, Talaat ER, Oh SJ, Paxton LJ, England SL, Su SJ, Wave structures of the plasma density and vertical  $E \times B$  drift in low-latitude F region, J. Geophys. Res. 113, A09312 (2008). <https://doi.org/10.1029/2008JA013106>
- Lee WK, Kil H, Kwak YS, Wu Q, Cho S, et al., The winter anomaly in the middle-latitude F region during solar minimum period observed by the constellation observing system for meteorology, ionosphere, and climate, J. Geophys. Res. 116, A02302 (2011). <http://doi.org/10.1029/2010JA015815>
- Lei J, Syndergaard S, Burns AG, Solomon SC, Wang W, et al., Comparison of COSMIC ionospheric measurements with ground-based observations and model predictions: Preliminary results, J. Geophys. Res. 112, A07308 (2007). <https://doi.org/10.1029/2006JA012240>
- Lin CH, Liu JY, Fang TW, Chang PY, Tsai HF, et al., Motions of the equatorial ionization anomaly crests imaged by FORMOSAT-3/COSMIC, Geophys. Res. Lett. 34, L19101 (2007a). <https://doi.org/10.1029/2007GL030741>
- Lin CH, Wang W, Hagan ME, Hsiao CC, Immel TJ, et al., Plausible effect of atmospheric tides on the equatorial ionosphere observed by the FORMOSAT-3/COSMIC: Three-dimensional electron density structures, Geophys. Res. Lett. 34, L11112 (2007b). <https://doi.org/10.1029/2007GL029265>
- Liu H, Watanabe S, Seasonal variation of the longitudinal structure of the equatorial ionosphere: Does it reflect tidal influences from below? J. Geophys. Res. 113, A08315 (2008). <https://doi.org/10.1029/2008JA013027>
- Liu L, Zhao B, Wan W, Ning B, Zhang ML, et al., Seasonal variations of the ionospheric electron densities retrieved from constellation observing system for meteorology, ionosphere, and climate mission radio occultation measurements, J. Geophys. Res. 114, A02302 (2009). <https://doi.org/10.1029/2008JA013819>
- Mitra SK, Geomagnetic control of region  $F_2$  of the ionosphere, Nature, 158, 668-669 (1946). <https://doi.org/10.1038/158668a0>
- Moffett RJ, The equatorial anomaly in the electron distribution of the terrestrial F-region, Fund. Cosmic Phys. 4, 313-391 (1979). <http://adsabs.harvard.edu/abs/1979FCPh...4..313M>
- Namba S, Maeda KI, Radio Wave Propagation (Corona, Tokyo, 1939), 86.
- Oh SJ, Kil H, Kim WT, Paxton LJ, Kim YH, The role of the vertical  $E \times B$  drift for the formation of the longitudinal plasma density structure in the low-latitude F region, Ann. Geophys. 26, 2061-2067 (2008). <https://doi.org/10.5194/angeo-26-2061-2008>
- Rishbeth H, The equatorial F-layer: progress and puzzles, Ann. Geophys. 18, 730-739 (2000). <https://doi.org/10.1007/s00585-000-0730-6>
- Sagawa E, Immel TJ, Frey HU, Mende SB, Longitudinal structure of the equatorial anomaly in the nighttime ionosphere observed by IMAGE/FUV, J. Geophys. Res. 110, A11302 (2005). <https://doi.org/10.1029/2004JA010848>
- Scherliess L, Fejer BG, Radar and satellite global equatorial F region vertical drift model, J. Geophys. Res. 104, 6829-6842 (1999). <https://doi.org/10.1029/1999JA900025>
- Scherliess L, Thompson DC, Schunk RW, Longitudinal variability of low-latitude total electron content: Tidal influences, J. Geophys. Res. 113, A01311 (2008). <https://doi.org/10.1029/2007JA012480>
- Stolle C, Manoj C, Lühr H, Maus S, Alken P, Estimating the daytime equatorial ionization anomaly strength from electric field proxies, J. Geophys. Res. 113, A09310 (2008). <https://doi.org/10.1029/2007JA012781>
- Su YZ, Bailey GJ, Oyama KI, Balan N, A modeling study of the longitudinal variations in the north-south asymmetries of the ionospheric equatorial anomaly, J. Atmos. Terr. Phys. 59, 1299-1310 (1997). [https://doi.org/10.1016/S1364-6826\(96\)00016-8](https://doi.org/10.1016/S1364-6826(96)00016-8)
- Tsai HF, Liu JY, Tsai WH, Liu CH, Seasonal variations of the ionospheric total electron content in Asian equatorial anomaly regions, J. Geophys. Res. 106, 30363-30369 (2001). <https://doi.org/10.1029/2001JA001107>
- Tulasi Ram S, Su SY, Liu CH, FORMOSAT-3/COSMIC observations of seasonal and longitudinal variations of equatorial ionization anomaly and its interhemispheric asymmetry during the solar minimum period, J. Geophys. Res. 114, A06311 (2009). <https://doi.org/10.1029/2008JA013880>
- Venkatraman S, Heelis R, Interhemispheric plasma flows in the equatorial topside ionosphere, J. Geophys. Res. 114, 18457-18464 (2000). <https://doi.org/10.1029/2000JA000012>
- Vila P, Intertropical  $F_2$  ionization during June and July 1966, Radio Sci. 6, 689-697 (1971a). <https://doi.org/10.1029/RS006i007p00689>
- Vila P, New dynamic aspects of intertropical  $F_2$  ionization, Radio Sci. 6, 945-956 (1971b). <https://doi.org/10.1029/RS006i011p00945>
- Walker GO, Li TYY, Soegjio J, Kikuchi T, Huang YN, et al., North-south asymmetry of the equatorial ionospheric anomaly observed in East Asia during the SUNDIAL-87 campaign, Ann. Geophys. 9, 393-400 (1991). <http://adsabs.harvard.edu/abs/1991AnGeo...9..393W>
- West KH, Heelis RA, Longitude variations in ion composition in the morning and evening topside equatorial ionosphere near solar minimum, J. Geophys. Res. 101, 7951-7960 (1996). <https://doi.org/10.1029/95JA03377>