

RESEARCH ARTICLE

Open Access



Substitution effect of white radish (*Raphanus sativus* L.)' by-product and tunic of sea squirt (*Halocynthia rorentzi*, von Drasche) for *Undaria pinnatifida* in feed of abalone (*Haliotis discus*, Reeve 1846)

Ki Wook Lee¹, Hee Sung Kim¹, Pil Youn Kim², Hae Seung Jeong³, June Kim³, Ah-Yeong Yun³ and Sung Hwoan Cho^{3*}

Abstract

Substitution effect of white radish' by-product (WRB) and tunic of sea squirt (TSS) for *Undaria* in feed on growth and carcass composition of abalone was determined. Eight-hundred forty juveniles were distributed into 12 containers. Three formulated diets were prepared in triplicate. A 15% *Undaria* was included in the control diet. The 15% *Undaria* was substituted with a same amount of WRB and TSS, referred to as the DRG and TSS diets, respectively. Finally, dry *Undaria* was also prepared to compare effect of the formulated diets on performance of abalone. The experimental diets were fed to abalone once a day at a satiation level with a little leftover. The feeding trial lasted for 16 weeks. Crude protein, crude lipid, and ash content of the experimental diets changed over all period of time. Higher crude protein and lipid and ash contents retained in all formulated diets compared to the *Undaria* were observed at 24 and 48 h after seawater immersion. Survival of abalone was not affected by the experimental diets. Weight gain and specific growth rate (SGR) of abalone fed the TSS diet was greater than all other diets. Weight gain and SGR of abalone fed the control diet was not different from those of abalone fed the WRB diet. Proximates of the soft body of abalone was affected by the diets. In conclusion, WRB and TSS are the promising feed ingredients to replace *Undaria* in abalone feed; especially, TSS is superior to either *Undaria* or WRB. The formulated diets produced improved growth performance of abalone over the single *Undaria*.

Keywords: Abalone *Haliotis discus*, Substitution effect, White radish' by-product (WRB), Tunic of sea squirt (TSS), *Undaria*

Background

Since macroalgae (MA) is one of the most expensive (US\$3–4/kg) and highest components (15–30% amount) in formulating commercial abalone feed in Eastern Asia, especially Korea (Jang et al. 2018), development of alternative source that is both cheap and supply-stable for MA needs to continue for effective abalone (*Haliotis* spp.) culture. MA used as common feed for year-around abalone culture are either *Laminaria japonica* Areschoug or *Undaria*

pinnatifida Harvey and commonly included into abalone feed depending on their price and availability.

As those MA are, however, exclusively harvested during winter season in wild in Eastern Asia, either dry or salted MA are commonly used for abalone culture for the rest of other season. Abalone farmers prefer feeding abalone on MA over formulated feed due to easy management and convenience of farm in Korea although well-formulated feed produced better growth performance over MA (Bautista-Teruel et al. 2003; Garcial-Esquivel and Felbeck 2009; Jung et al. 2016; Myung et al. 2016; Jang et al. 2018). In addition, an international market price of MA is also expected to increase due to high demand for human consumption and expansion of abalone farm in

* Correspondence: chosunh@kmou.ac.kr

³Division of Marine Bioscience, Korea Maritime and Ocean University, Busan 49112, Korea

Full list of author information is available at the end of the article



the future. Therefore, development of an alternative source for MA in abalone feed is highly desirable.

Natural diet of abalones is known to consist of 40–50% carbohydrate, and they have various digestive enzymes capable of hydrolyzing complex carbohydrates (Fleming et al. 1996). Mai et al. (1995a) demonstrated that abalone (*H. tuberculata* and *H. discus hannai*) had high potential for utilizing carbohydrate for energy. Abalone utilized carbohydrate better than lipid as an energy source (Britz et al. 1994; Monje and Viana 1998; Thongrod et al. 2003), probably explained by the fact that abalones have high levels of the digestive enzymes of proteases, amylase, alginase, agarase, carrageenase, and laminarinase, but low levels of lipases (Emerson 1967; Gómez-Pinchetti and García-Reina 1993; Britz et al. 1994; Erasmus et al. 1997; Garcia-Esquivel and Felbeck 2006). Therefore, unlike fish utilizing carbohydrate poorly (Wilson 1994; Stone 2003), abalones seem to utilize a variety of plant or crop as energy source in feed well. Reyes and Fermin (2003) reported that the combined terrestrial leaf meal (*Moringa oleifera*) and freshwater aquatic fern (*Azolla pinnata*) with animal protein (white fish and shrimp meals) were the promising feed ingredients for the practical diet for the farmed abalone (*H. asinina*) in the Philippines.

White radish (*Raphanus sativus* L.) is a widely consumed vegetable crop in Korea as the traditional food, Kimchi, composed of its root and leaves. White radish' by-product, mainly composed of unsuitable stems and leaves (WRB) for human consumption are dumped and regarded as trash. Leaves of white radish are known to have anti-inflammatory activity in lipopolysaccharide-stimulated macrophages via nuclear factor-kappa B inactivation (Park and Song 2017). Water extracts of white radish seeds have been used in traditional medicine to treat digestive inflammation, diarrhea, and abdomen illness in East Asia (Kim et al. 2015; Choi et al. 2016). Therefore, WRB has high potential as an alternative source for MA in abalone feed. Kim et al. (2016) also reported that *Laminaria japonica* at 20% in abalone (*H. discus*) feed was completely substituted with rice bran, which is one of agricultural wastes.

Since tunic of sea squirt (*Halocynthia roretzi* von Drasche) (TSS) is usually dumped to the sea after deshelling for human consumption, it is regarded as a pollution source. Annual aquaculture production of sea squirt reached 31,353 tons in 2016 (KOSIS 2017). Kang et al. (1996) demonstrated that the enzymatic hydrolysates of TSS could be used as the protein and carbohydrate sources for aquaculture. Both WRB and TSS seem to have high potential as alternative source for MA in abalone feed.

Therefore, in this study, substitution effect of WRB and TSS for *Undaria* in feed on growth and carcass composition of abalone (*H. discus*) was determined.

Methods

Preparation of abalone and rearing conditions

Juvenile abalone were purchased from a private hatchery and transferred to an abalone farm (Ocean and Fisheries Research Institute, Jeju Special Self-Governing Province, Jeju, Korea). Before an initiation of the feeding trial, abalones were acclimated to the experimental conditions for 2 weeks and fed with the dry *Undaria* once a day at the ratio of 1.5–2.5% total biomass. Eight-hundred forty juvenile abalones averaging 5.4 g were randomly distributed into each of the 12, 70-L plastic rectangular containers (120 × 36 cm) (70 per container). Twelve containers were placed into 10-ton concrete flow-through raceway systems (water volume: 2.8 tons) as a flow rate of 48.2 L/min/raceway. The sand-filtered seawater at a temperature ranging from 17.2 to 19.3 °C (mean ± SD: 18.4 ± 0.06 °C) at 17:00 h was supplied throughout the feeding trial. Aeration was supplied into each raceway and the photoperiod followed natural conditions. The experimental diets were fed to abalone once a day (17:00 h) at a satiation level (about 2–3% biomass) with a little leftover. Dead abalones were removed daily and the bottoms of the containers were siphon-cleaned daily. The feeding trial lasted for 16 weeks. At the end of the feeding trial, abalone was harvested and collectively weighed from each container.

Preparation of the experimental diets

Three formulated diets were prepared in triplicate (Table 1). Fish meal, fermented soybean meal and casein were included as the protein source in the formulated diets. Dextrin and squid liver and soybean oils were used as the carbohydrate and lipid sources, respectively, in the formulated diets. A 15% *Undaria* was included in the control diet. The 15% *Undaria* was substituted with the same amount of WRB and TSS, referred to as the DRG and TSS diets, respectively. The formulated diets were satisfied for dietary protein and lipid requirements for abalone (Mai et al. 1995a, b; Fleming et al. 1996; Bautista-Teruel et al. 2003). Finally, dry *Undaria* was prepared to compare effect of the formulated diets on performance of abalone.

Next, a 20% sodium alginate was added to three formulated diets. All the ingredients were mechanically mixed well and water added at a ratio of 1:1. A paste was made from each of the diets by using an electronic mixer and shaped into 0.15-cm thick sheets, which were then cut by hand into 1-cm² flakes. The flakes were then dipped into an aqueous solution of 5% CaCl₂ for 1 min.

Table 1 Feed ingredients in the experimental diets (% dry matter basis)

Ingredients	Experimental diets			
	Control	WRB	TSS	<i>Undaria</i>
Fish meal	20	20	20	
Fermented soybean meal	12	12	12	
Casein	5	5	5	
Dextrin	22	22	22	
<i>Undaria</i> powder (CP:14.9%, CL:2.7%)	15			
White radish ¹ by-product (WRB) (CP: 21.6%, CL: 1.3%)		15		
Tunic of sea squirt (TSS) (CP: 28.5%, CL: 0.7%)			15	
Squid liver oil	0.5	0.5	0.5	
Soybean oil	0.5	0.5	0.5	
Sodium alginate	20	20	20	
Vitamin premix ^a	2	2	2	
Mineral premix ^b	3	3	3	
Nutrient (%)				
Dry matter	97.0	96.3	96.5	86.0
Crude protein	33.3	34.0	34.6	20.7
Crude lipid	3.1	3.3	3.2	0.8
Ash	12.8	12.6	12.1	36.1
Carbohydrate ^c	50.8	50.1	50.1	42.4

^aVitamin premix contained the following amount which were diluted in cellulose (g/kg mix): excipient, 317; riboflavin, 23.8; pyridoxine, 4.7; niacin, 95.2; Ca-pantothenate, 33.3; inositol, 476.9; folic acid, 1.5; p-amino benzoic acid, 47.6

^bMineral premix contained the following ingredients (g/kg mix): excipient, 45.5; MgSO₄, 140.8; NaH₂PO₄, 92.4; KH₂PO₄, 246; Ca(H₂PO₄)₂, 139.5; ZnSO₄, 22.5; Ca-lactate, 310; AlCl₃, 0.15; KI, 0.15; MnSO₄, 2; CoCl₂, 1

^cCarbohydrate was calculated by the difference (100 – % crude protein – % crude lipid – % ash)

The flakes were dried at room temperature for 2 days and stored at – 20 °C until use.

Analytical procedures of the diets and carcass

Twenty abalones at the start and from each container at the end of the feeding trial were sampled and frozen for chemical analysis and growth measurement. Prior to examination, all samples were slightly thawed, followed by separation of the shell and soft-body tissue. Shell length and shell width were measured in millimeters with a digital caliper (Mitutoyo Corporation, Kawasaki, Japan), and the soft body weight was measured. Specific growth rate (SGR, %/day) was calculated using the formula of Britz (1996): $SGR = [(\ln(W_f) - \ln(W_i))/\text{days of feeding}] \times 100$, where $\ln(W_f)$ = natural log of the final mean weight of abalone and $\ln(W_i)$ = natural log of the initial mean weight of abalone.

The separated soft body tissue from all abalones from each container was then homogenized and used for proximate analysis. Crude protein content was

determined by the Kjeldahl method (Auto Kjeldahl System, Buchi B-324/435/412, Switzerland), crude lipid was determined using an ether-extraction method, moisture was determined by oven drying at 105 °C for 24 h and ash was determined using a muffle furnace at 550 °C for 4 h. All methods were according to standard AOAC (1990) practices.

Water stability of the experimental diets

The three formulated diets and dry *Undaria* were placed in separate 70-L plastic rectangular containers (120 × 36 cm) without abalone in duplicate. These containers were then placed within a 5-ton concrete flow-through raceway indoor tank at a flow rate of 48.2 L/min and subsampled at 12, 24, and 48 h to evaluate leaching of nutrients in the diets to determine their water stability. Nutrient levels in the diets were assessed using the same procedure described above for abalone carcass. Water stability of nutrients in the diets was expressed as the percentage of final dry content to initial dry content for each nutrient based on Mai et al. (1995a)'s study.

Statistical analysis

One-way ANOVA and Duncan's multiple range test (Duncan 1955) were used to determine the significance of the differences among the means of treatments by using SAS version 9.3 program (SAS Institute, Cary, NC, USA). Water stability of the experimental diets was tested by ANOVA with repeated measurement designs (Cody and Smith 1991). Percentage data was arcsine-transformed prior to statistical analysis.

Results

Crude protein, crude lipid, and ash content of the experimental diets were significantly ($P < 0.0001$) changed over all periods of time (Figs. 1, 2, and 3), and their significant ($P < 0.0001$) interactions (experimental diets × time) were also observed. After 12 h immersion in seawater, the retention of crude protein content in the TSS diet was significantly ($P < 0.05$) higher than those in the all other diets and highest and lowest for the TSS diet and *Undaria*, respectively (Fig. 1). The amount of dry matter content retained in the control and WRB diets was also significantly ($P < 0.05$) higher than that in the *Undaria* after 12 h immersion in seawater. The retention of crude lipid in the experimental diets was not significantly ($P > 0.05$) different at 12 h after seawater immersion, but the retained percent of crude lipid in the all formulated diets was significantly ($P < 0.05$) higher than that in the *Undaria* at 24 h (Fig. 2). The proportion of ash content retained in the all formulated diets was significantly ($P < 0.05$) higher than that in the *Undaria* after 12 h immersion in seawater and highest

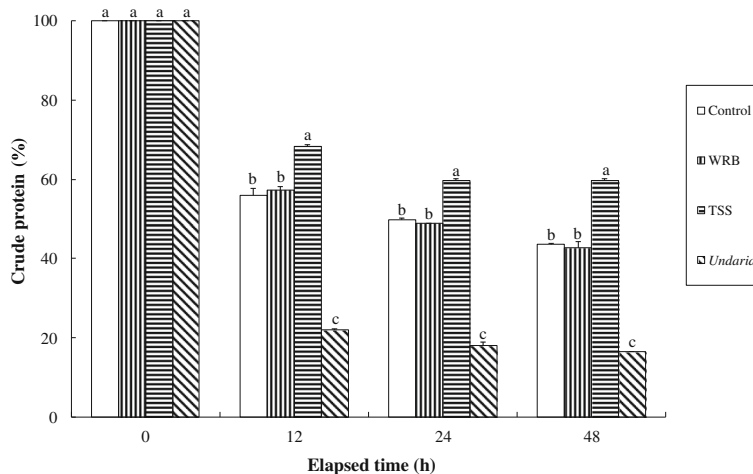


Fig. 1 Changes in crude protein content (%) of the experimental diets at 12, 24, and 48 h after seawater immersion (means of duplicate ± SE). [ANOVA with repeated design: times ($P < 0.0001$) and their interaction (experimental diets × time) ($P < 0.0001$)]. Different letters in each time point indicates difference between diets within each time point

and lowest for the TSS diet and *Undaria*, respectively (Fig. 3).

Survival of abalone ranged from 91.4 to 96.2% was not affected by the experimental diets (Table 2). However, weight gain and specific growth rate (SGR) of abalone fed the TSS diet was significantly ($P < 0.05$) greater than all other experimental diets. Weight gain and SGR of abalone fed the control diet was also significantly ($P < 0.05$) greater than those of abalone fed the *Undaria*, but not significantly ($P > 0.05$) different from those of abalone fed the WRB diet.

Shell length of abalone fed the TSS diet was significantly ($P < 0.05$) higher than all other experimental diets (Table 3). Shell width and height was not

significantly ($P > 0.05$) affected by the experimental diets. Soft body weight of abalone fed the TSS diet was significantly ($P < 0.05$) higher than that of abalone fed the WRB diet and *Undaria*, but not significantly ($P > 0.05$) different from that of abalone fed the control diet.

Moisture content of the soft body of abalone fed the control diet was significantly ($P < 0.05$) higher than that of abalone fed the WRB diet and *Undaria*, but not significantly ($P > 0.05$) different from that of abalone fed the TSS diet (Table 4). Crude protein content of the soft body of abalone fed the WRB and TSS diets was significantly ($P < 0.05$) higher than that of abalone fed the control diet and *Undaria*. Crude protein content of the soft body of abalone fed the control diet was

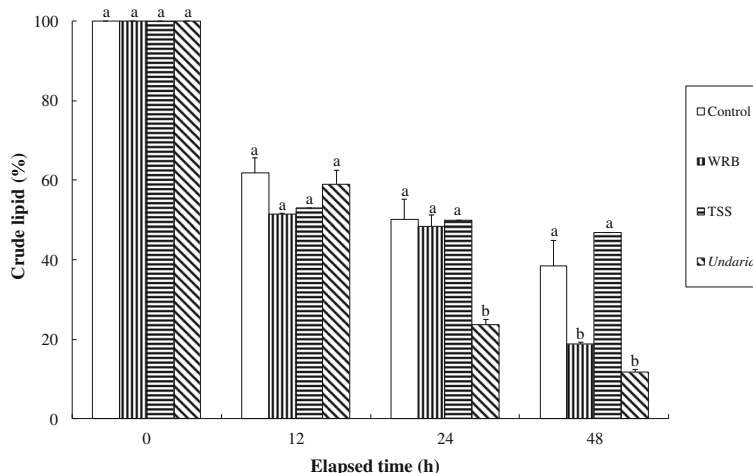


Fig. 2 Changes in crude lipid content (%) of the experimental diets at 12, 24, and 48 h after seawater immersion (means of duplicate ± SE). [ANOVA with repeated design: times ($P < 0.0001$) and their interaction (experimental diets × time) ($P < 0.0001$)]. Different letters in each time point indicates difference between diets within each time point

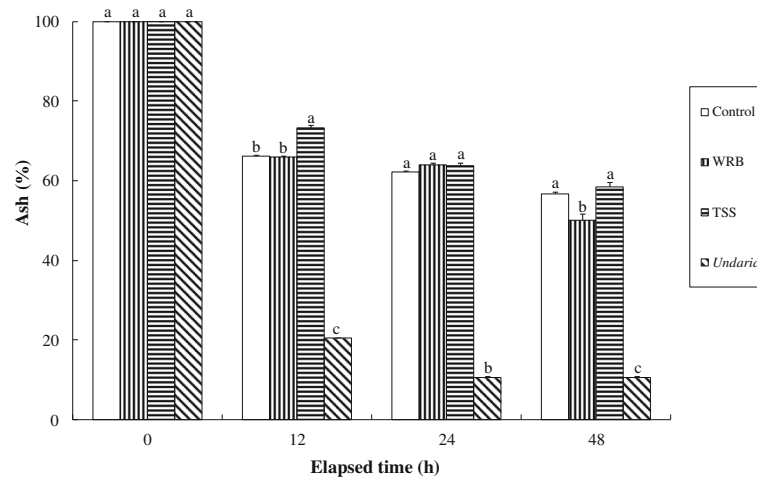


Fig. 3 Changes in ash content (%) of the experimental diets at 12, 24, and 48 h after seawater immersion (means of duplicate ± SE). [ANOVA with repeated design: times ($P < 0.0001$) and their interaction (experimental diets × time) ($P < 0.0001$)]. Different letters in each time point indicates difference between diets within each time point

also significantly ($P < 0.05$) higher than that of abalone fed the *Undaria*. Crude lipid content of the soft body of abalone fed the WRB and TSS diets was significantly ($P < 0.05$) higher than that of abalone fed the Control diet and *Undaria*. Ash content of the soft body of abalone fed the control and WRB diets and *Undaria* was significantly ($P < 0.05$) higher than that of abalone fed the TSS diet. Higher crude protein and lipid content of the soft body of abalone fed the formulated diets compared to those of abalone fed the *Undaria* was well reflected from dietary nutrient content.

Discussion

Because abalones are slow-eaters, water stability of the diet is critical to determine growth of abalone and severity of water pollution in farms. Higher crude protein and lipid and ash contents retained in the all formulated diets (Control, WRB, and TSS) diets compared to the *Undaria* at 24 and 48 h after seawater immersion indicated that water stability of the formulated diets was superior to the *Undaria*. Especially, water stability of the TSS diet seemed to be superior to other diets at 24 and

48 h after seawater immersion in this study. Similarly, water stability of the formulated abalone feed was superior to dry MA (*Undaria* and *Laminaria*) at 24, 48, and 72 h after seawater immersion (Lee et al. 2016). Bautista-Teruel et al. (2003) also reported that water stability of the formulated diets was estimated to be 64% at 24 h when animal and plant protein sources was tested for abalone (*H. asinina*).

SGR of abalone fed the formulated diets ranged from 0.60 to 0.68%/day in this study was comparable to those obtained (0.53–0.60 and 0.61–0.88%/day for the same species of abalone with initial weight of 3.3 and 4.3 g grown at mean temperature of 18.0 and 19.5 °C, respectively) in Lee et al. (2016) and Jang et al. (2018)’s studies and superior to ones obtained (0.45–0.46 and 0.28–0.34%/day for the same species of abalone with initial weight of 0.43 and 1.29 g, respectively, grown at mean temperature of 18.4 °C) in Kim et al. (2016) and Jung et al. (2016)’s studies.

No difference in weight gain and SGR of abalone fed the control and WRB diets indicated that WRB is a promising alternative source for *Undaria* in abalone feed. This could be explained by the fact of comparable

Table 2 Survival (%), weight gain (g/abalone) and specific growth rate (SGR) of juvenile abalone fed the experimental diets substituting *Undaria* with the dry white radish’ by-product (WRB) and tunic of sea squirt (TSS) for 16 weeks

Experimental diets	Initial weight (g/abalone)	Final weight (g/abalone)	Survival (%)	Weight gain (g/abalone)	SGR ^a (%/day)
Control	5.4 ± 0.01	11.1 ± 0.17 ^b	94.3 ± 2.86 ^a	5.7 ± 0.18 ^b	0.63 ± 0.014 ^b
WRB	5.4 ± 0.03	10.8 ± 0.08 ^{bc}	96.2 ± 1.72 ^a	5.4 ± 0.07 ^{bc}	0.60 ± 0.006 ^{bc}
TSS	5.4 ± 0.01	11.9 ± 0.09 ^a	91.4 ± 2.18 ^a	6.5 ± 0.08 ^a	0.68 ± 0.006 ^a
<i>Undaria</i>	5.4 ± 0.01	10.6 ± 0.08 ^c	94.3 ± 1.43 ^a	5.2 ± 0.08 ^c	0.59 ± 0.006 ^c

Values (means of triplicate ± SE) in the same column sharing the same superscript letter are not significantly different ($P > 0.05$)

^aSpecific growth rate (SGR, %/day) = $[(\ln(W_f) - \ln(W_i)) / \text{days of feeding}] \times 100$, where $\ln(W_f)$ = natural log of the final mean weight of abalone and $\ln(W_i)$ = natural log of the initial mean weight of abalone

Table 3 Shell length (mm), shell width (mm), shell height (mm), and soft body weight (g/individual) of abalone fed the experimental diets substituting *Undaria* with the dry white radish' by-product (WRB) and tunic of sea squirt (TSS) for 16 weeks

Experimental diets	Shell length (mm)	Shell width (mm)	Shell height (mm)	Soft body weight (g)
Control	45.9 ± 0.38 ^b	31.7 ± 0.54 ^a	10.3 ± 0.78 ^a	5.8 ± 0.07 ^{ab}
WRB	45.6 ± 0.41 ^b	31.2 ± 0.53 ^a	10.8 ± 0.41 ^a	5.7 ± 0.04 ^b
TSS	47.1 ± 0.29 ^a	31.5 ± 0.59 ^a	11.2 ± 0.21 ^a	5.9 ± 0.06 ^a
<i>Undaria</i>	45.0 ± 0.14 ^b	30.3 ± 0.16 ^a	9.9 ± 0.51 ^a	5.5 ± 0.01 ^c

Values (means of triplicate ± SE) in the same column sharing the same superscript letter are not significantly different ($P > 0.05$)

nutritional values [crude protein (CP): 21.6% and crude lipid (CL): 1.3%] in WRB with ones [CP: 28.5% and CL: 0.7%] in TSS (Table 1). Similarly, the agricultural by-product, rice bran, was the good alternative source for *L. japonica* in abalone feed (Kim et al. 2016). Reyes and Fermin (2003) also showed that locally available year-around terrestrial leaf meal and aquatic fern are the promising feed ingredients for practical diet for farmed abalone (*H. asinina*) in the Philippines. Since abalone utilize carbohydrate better than lipid as an energy source (Britz et al. 1994; Thongrod et al. 2003) and have high levels of the digestive enzymes (Emerson 1967; Gómez-Pinchetti and García-Reina 1993; Garcia-Esquivel and Felbeck 2006), a variety of terrestrial leaves has worth of evaluating alternative source for MA in abalone feed to lower feed cost. Fleming et al. (1996) also reported that abalone had various digestive enzymes capable of hydrolyzing complex carbohydrates. Feasibility and suitability of WRB as the alternative source for MA in commercial diet on abalone farm, therefore, needs to be proved before practical application (Table 3).

Improved weight gain and SGR of abalone fed the TSS diet compared to the control and WRB diets in this study indicated that TSS is a superior alternative source to either *Undaria* or WRB for MA in abalone feed. MA in abalone feed was completely substituted with TSS without retardation of growth of abalone (*H. discus*) and the maximum weight gain was obtained in abalone fed the diet substituting TSS with 40% MA when TSS was substituted with 0, 20, 40, 60, 80, and 100% MA at 20% in abalone feed (Jang et al. 2018). Feasibility of substitution of TSS with *Undaria* in commercial abalone feed needs to be tested in a commercial-scale farm. Kang et

al. (1996) explained that the enzymatic hydrolysates of TSS could be used as the protein and carbohydrate sources for aquaculture. Extracts of TSS were suitable feed additive for aquaculture use (Lee et al. 1994; Hong et al. 2002).

Difference in both studies [improved weight gain and SGR in abalone fed the TSS diet substituting 100% MA with TSS in this study vs slightly poor weight gain and SGR of abalone fed a diet substituting 100% MA with TSS in Jang et al. (2018)'s study] could be resulted from difference in amino acid balance in the experimental diets in both studies: [assuming no reduction, even slightly increase in crude protein content (essential amino acid) due to no reduction in the main protein source in the TSS diet in the former vs reduction in some essential amino acid, such as arginine, histidine, isoleucine, leucine, lysine, phenylalanine, threonine, and valine due to decreased soybean meal in the diet substituting 100% MA with TSS in the latter] (Table 4). The essential amino acids, such as lysine, methionine, and histidine are the limiting factors to evaluate suitability of alternative protein source for fish meal in abalone feed (Shipton and Britz 2001; Bautista-Teruel et al. 2003; Cho et al. 2008; Cho 2010). Mai et al. (1994) also showed that the essential amino acids (arginine, methionine, threonine, and histidine) were the limiting factors in six species of MA (*Ulva lactuca*, *Chondrus crispus*, *Palmaria palmata*, *Alaria esculenta*, *Laminaria digitata*, and *L. saccharina*) for growth of abalone (*H. tuberculata* and *H. discus hannai*).

Shell length and the soft body weight of abalone were relatively well reflected from growth rate of abalone in

Table 4 Chemical composition (%) of the soft body of abalone fed the experimental diets substituting *Undaria* with the dry white radish' by-product (WRB) and tunic of sea squirt (TSS) for 16 weeks at the end of the 16-week feeding trial

Experimental diets	Moisture	Crude protein	Crude lipid	Ash
Control	77.9 ± 0.06 ^a	17.5 ± 0.07 ^b	1.4 ± 0.07 ^b	2.2 ± 0.09 ^a
WRB	76.9 ± 0.26 ^b	18.1 ± 0.09 ^a	1.9 ± 0.09 ^a	2.1 ± 0.07 ^a
TSS	77.5 ± 0.24 ^{ab}	18.3 ± 0.13 ^a	1.7 ± 0.07 ^a	1.9 ± 0.07 ^b
<i>Undaria</i>	76.8 ± 0.20 ^b	17.1 ± 0.12 ^c	1.3 ± 0.09 ^b	2.3 ± 0.07 ^a

Values (means of triplicate ± SE) in the same column sharing the same superscript letter are not significantly different ($P > 0.05$)

this study. Similarly, the biological criteria measured were coincident with growth rate of abalone (Bautista-Teruel et al. 2003; Cho 2010).

Higher crude protein and lipid content of the soft body of abalone fed the formulated diets compared to those of abalone fed the *Undaria* was well reflected from dietary nutrient content, agreeing with other studies showing that the proximates of the soft body of abalone was directly affected by dietary nutrient content (Uki et al. 1986; Mai et al. 1995a, b; Thongrod et al. 2003; Cho et al. 2008; Garcia-Esquivel and Felbeck 2009; Cho 2010; Kim et al. 2016; Myung et al. 2016).

Conclusions

In conclusion, WRB and TSS are the promising feed ingredients to replace *Undaria* in abalone feed; especially, TSS is superior to either *Undaria* or WRB. The formulated diets produced improved growth performance of abalone over the single *Undaria*.

Abbreviations

MA: Macroalgae; SGR: Specific growth rate; TSS: Tunic of sea squirt; WRB: White radish' by-product

Acknowledgements

This research was supported by Basic Science Research Program through the National Research Foundation of Korea (NRF) funded by the Ministry of Science, ICT & Future Planning.

Funding

The design of the study, collection, analysis, and interpretation of the data and writing of the manuscript were supported by Basic Science Research Program through the National Research Foundation of Korea (NRF) funded by the Ministry of Science, ICT & Future Planning (2017R1A2B4009773).

Availability of data and materials

All datasets generated during and/or analyzed during the current study are available from the corresponding author on reasonable request.

Authors' contributions

SHC designed the study and prepared the draft. PYK, HSK, and HSJ ran the feeding trial. JK and AY analyzed the chemical composition of the diets and carcass of abalone. All authors read and approved the final manuscript.

Ethics approval

All experimental protocols followed the guidelines of the Institutional Animal Care and Use by Committee of the Korea Maritime and Ocean University.

Consent for publication

Not applicable.

Competing interests

The authors declare that they have no competing interests.

Publisher's Note

Springer Nature remains neutral with regard to jurisdictional claims in published maps and institutional affiliations.

Author details

¹Department of Convergence Study on the Ocean Science and Technology, Korea Maritime and Ocean University, Busan 49112, Korea. ²Ocean and Fisheries Research Institute, Jeju Special Self-Governing Province, Jeju 63358, Korea. ³Division of Marine Bioscience, Korea Maritime and Ocean University, Busan 49112, Korea.

Received: 12 November 2017 Accepted: 7 February 2018

Published online: 27 April 2018

References

- AOAC. Official methods of analysis, 15th edition. Arlington, VA: Association of Official Analytical Chemists; 1990.
- Bautista-Teruel MN, Fermin AC, Koshio SS. Diet development and evaluation for juvenile abalone, *Haliotis asinina*: animal and plant protein sources. *Aquaculture*. 2003;219:645–53.
- Britz PJ. Effect of dietary protein level on growth performance of South African abalone, *Haliotis midae*, fed fishmeal-based semi-purified diets. *Aquaculture*. 1996;140:55–61.
- Britz PJ, Hecht T, Knauer I, Dixon MG. The development of an artificial feed for abalone farming. *S Afr J Sci*. 1994;90:7–8.
- Cho SH. Effect of fishmeal substitution with various animal and/or plant protein sources in the diet of the abalone *Haliotis discus hannai* Ino. *Aquac Res*. 2010;41:e587–93.
- Cho SH, Park J, Kim C, Yoo J. Effect of casein substitution with fishmeal, soybean meal and crustacean meal in the diet of the abalone *Haliotis discus hannai* Ino. *Aquac Nutr*. 2008;14:61–6.
- Choi KC, Cho SW, Kook SH, Chun SR, Bhattarai G, Poudel SB, Kim MK, Lee KY, Lee JC. Intestinal anti-inflammatory activity of the seeds of *Raphanus sativus* L. in experimental ulcerative colitis models. *J Ethnopharmacol*. 2016;179:55–65.
- Cody RP, Smith JK. Applied statistics and the SAS programming language. 3rd ed. Englewood Cliffs, NJ: Prentice-Hall, Inc.; 1991. p. 163–206.
- Duncan DB. Multiple range and multiple F tests. *Biometrics*. 1955;11:1–42.
- Emerson DN. Carbohydrate metabolism of *Planorbis corneus* (Mollusca, Planorbidae) during starvation. *Comp Biochem Physiol*. 1967;22:571–9.
- Erasmus JH, Cook PA, Coyne VE. The role of bacterial in the digestion of seaweed by the abalone *Haliotis midae*. *Aquaculture*. 1997;155:377–86.
- Fleming AE, Barneveld RJV, Hone PW. The development of artificial diets for abalone: a review and future directions. *Aquaculture*. 1996;140:5–33.
- Garcia-Esquivel Z, Felbeck H. Activity of digestive enzymes along the gut of juvenile red abalone, *Haliotis rufescens*, fed natural and balanced diets. *Aquaculture*. 2006;261:615–25.
- Garcia-Esquivel Z, Felbeck H. Comparative performance of juvenile red abalone, *Haliotis rufescens*, reared in laboratory with fresh kelp and balanced diets. *Aquac Nutr*. 2009;15:209–17.
- Gomez-Pinchetti JL, Garcia-Reina G. Enzymes from marine phycophages that degrade cell walls of seaweeds. *Mar Biol*. 1993;116:553–8.
- Hong B, Jung B, Son B, Jung W, Ruck J, Choi B, Lee K. Utilization of pigments and tunic components of ascidian as an improved feed aids for aquaculture. *J Kor Fish Soc*. 2002;35:671–5.
- Jang B, Kim PY, Kim HS, Lee KW, Jeong HS, Kim HJ, Choi DG, Cho SH, Min B, Kim K, Han H. Substitution effect of sea tangle (ST) (*Laminaria japonica*) with tunic of sea squirt (SS) (*Halocynthia roretzi*) in diet on growth and carcass composition of juvenile abalone (*Haliotis discus*, Reeve 1846). *Aquac Nutr*. 2018; (in press)
- Jung W, Kim H, Lee K, Kim Y, Choi D, Jang B, Cho SH, Choi C, Kim B, Joo Y. Growth and body composition effects of tuna byproduct meal substituted for fish meal in the diet of juvenile abalone, *Haliotis discus*. *J World Aquacult Soc*. 2016;47:74–81.
- Kang S, Choi B, Lee K. Quality improved of rainbow trout with pigments and enzymatic hydrolysates of ascidian (*Halocynthia roretzi*) tunic 2. Effect of ascidian tunic enzymatic hydrolysates on pigmentation and growth of rainbow trout (*Oncorhynchus mykiss*). *J Kor Fish Soc*. 1996;29:357–68.
- Kim KH, Kim CS, Park YJ, Moon E, Choi SU, Lee JH, Kim SY, Lee KR. Anti-inflammatory and antitumor phenylpropanoid sucrosides from the seeds of *Raphanus sativus*. *Bioorg Med Chem Lett*. 2015;25:96–9.
- Kim YE, Myung SH, Kim HS, Jung W, Cho SH, Jwa MS, Kim PY, Park M, Kim B. Effect of dietary substitution of sea tangle (ST), *Laminaria japonica* with rice bran (RB) on growth and body composition of juvenile abalone (*Haliotis discus*). *Aquac Res*. 2016;47:1202–8.
- KOSIS. Korean statistical information service statistical DB. Daejeon, Korea: Statistics Korea; 2017.
- Lee K, Kang S, Choi B, Choi Y, Youm M. Utilization of ascidian (*Halocynthia roretzi*) tunic 1. Effect of ascidian tunic extracts on pigmentation and growth of rainbow trout (*Oncorhynchus mykiss*). *Bull Korean Fish Soc*. 1994;27:232–9.
- Lee K, Kim HS, Yun A, Choi DG, Jang BI, Kim HJ, Cho SH, Joo Y, Kim B, Min B. Effect of the formulated diets on performance and resistance of juvenile

- abalone [*Haliotis discus* (Reeve, 1846)] subjected to various stress conditions. *J Shellfish Res.* 2016;35:481–91.
- Mai K, Mercer JP, Donlon J. Comparative studies on the nutrition of two species of abalone, *Haliotis tuberculata* L. and *Haliotis discus hannai* Ino. II. Amino acid composition of abalone and six species of macroalgae with an assessment of their nutritional value. *Aquaculture.* 1994;128:115–30.
- Mai K, Mercer JP, Donlon J. Comparative studies on the nutrition of species of abalone, *Haliotis tuberculata* L. and *Haliotis discus hannai* Ino. III. Responses of abalone to various levels of dietary lipid. *Aquaculture.* 1995a;134:65–80.
- Mai K, Mercer JP, Donlon J. Comparative studies on the nutrition of two species of abalone, *Haliotis tuberculata* L. and *Haliotis discus hannai* Ino. IV. Optimum dietary protein level for growth. *Aquaculture.* 1995b;136:165–80.
- Monje H, Viana MT. The effect of cellulose on the growth and cellulolytic activity of abalone *Haliotis fulgens* when uses as an ingredient in formulated artificial diet. *J Shellfish Res.* 1998;17:667–71.
- Myung SH, Jung W, Kim HS, Kim YE, Cho SH, Jwa MS, Kim PY, Kim MK, Park M, Kim B. Effects of dietary substitution of fishmeal with the combined dry microalgae, *Nannochloropsis oceanica* (NO) biomass residue and casein on growth and body composition of juvenile abalone (*Haliotis discus*). *Aquac Res.* 2016;47:341–8.
- Park H, Song M. Leaves of *Raphanus sativus* L. shows anti-inflammatory activity in LPS-stimulated macrophages via suppression of COX-2 and iNOS expression. *Prev Nutr Food Sci.* 2017;22:50–5.
- Reyes OS, Fermin AC. Terrestrial leaf meals or freshwater aquatic fern as potential feed ingredients for farmed abalone *Haliotis asinina* (Linnaeus 1758). *Aquac Res.* 2003;34:593–9.
- Shipton TA, Britz PJ. The partial and total replacement of fishmeal with selected plant protein sources in diets for the South African abalone, *Haliotis midae* L. *J Shellfish Res.* 2001;20:637–45.
- Stone DAJ. Dietary carbohydrate utilization by fish. *Rev Fish Sci.* 2003;11:337–69.
- Thongrod S, Tamtin M, Chairat C, Boonyaratpalin M. Lipid to carbohydrate ratio in donkey's ear abalone (*Haliotis asinina*, Linne) diets. *Aquaculture.* 2003;225:165–74.
- Uki N, Kemuyama A, Watanabe T. Requirement of essential fatty acids in the abalone *Haliotis discus hannai*. *Bull Jpn Soc Sc Fish.* 1986;52:1013–23.
- Wilson RP. Utilization of dietary carbohydrate by fish. *Aquaculture.* 1994;124:67–80.

Submit your next manuscript to BioMed Central and we will help you at every step:

- We accept pre-submission inquiries
- Our selector tool helps you to find the most relevant journal
- We provide round the clock customer support
- Convenient online submission
- Thorough peer review
- Inclusion in PubMed and all major indexing services
- Maximum visibility for your research

Submit your manuscript at
www.biomedcentral.com/submit

