

RESEARCH

Open Access



In-transit development of color abnormalities in turkey breast meat during winter season

Rafael H. Carvalho^{1*}, Danielle C. B. Honorato², Paulo D. Guarnieri³, Adriana L. Soares², Mayka R. Pedrão⁴, Alexandre Oba¹, Fernanda G. Paião⁴, Elza I. Ida² and Massami Shimokomaki^{1,4}

Abstract

Background: The poultry industry suffers losses from problems as pale, soft and exudative (PSE), and dark, firm and dry (DFD) meat can develop in meat as a result of short- and long-term stress, respectively. These abnormalities are impacted by pre-slaughter animal welfare.

Methods: This work evaluated the effects of open vehicle container microclimate, throughout the 38 ± 10 km journey from the farm to the slaughterhouse, on commercially turkey transported during the Brazilian winter season. The journey was initiated immediately after water bath in truck fitted with portable Kestrel anemometers to measure air ventilation, relative humidity, temperature and ventilation.

Results: The inferior compartments of the middle and rear truck regions showed highest temperature and relative humidity, and lower air ventilation. In addition, the superior compartments of the front truck regions presented lower temperature and wind chill, and highest air ventilation. The breast meat samples from animals located at the inferior compartments of the middle and rear truck regions and subjected to with water bath (WiB) treatment presented highest DFD-like and had lowest PSE-like meat incidence than those from animals located at other compartments within the container. Lower incidence of PSE-like meat was observed in birds without water bath (WoB).

Conclusions: Assessment on turkeys transported under Brazilian southern winter conditions revealed that breast meat quality can be affected by relative humidity, air ventilation, temperature, and transport under subtropical conditions promoting color abnormalities and the formation of simultaneously PSE-like and DFD-like meat.

Keywords: Animal welfare, Commercial slaughterhouse, DFD-like, PSE-like, Winter climate

Background

The poultry industry is subjected to several detrimental factors that impact meat quality [1–3]. During transport from the farm to the slaughter plant, birds are subjected to stressors that compromise their welfare, affecting muscle metabolism resulting in deterioration of meat quality [2, 4–6]. These in-transit stress factors are primarily related to variability of transport container microclimates [5, 7, 8].

Previous experiments have established in transit the existence of air ventilation deviations that impact animal welfare [9–11]. Kettewell and Mitchell [12] conducted a three-dimensional characterization of the environmental conditions inside the cargo hold of commercial trucks loaded with chickens and reported great regional disparities of temperature, humidity, and ventilation within loads.

Several reports indicated that there is a thermal core in which thermal load and relative humidity are higher and that this core corresponds to low-ventilation regions within the loaded truck container [9–11, 13]. However, these studies were carried out within temperate regions. Experimental research is scarce within tropical climate zones that experience intense daily temperature fluctuations [1, 3, 11, 13, 14].

* Correspondence: rafael.carvalho@uel.br

¹Graduate Program in Animal Science, Department of Veterinary Preventive Medicine, Londrina State University, CEP 86010-951, Londrina, PR PO Box 6001, Brazil

Full list of author information is available at the end of the article



Previous reports have described the correlation of bird management practices, both at the farm and in transit to commercial slaughterhouses, on the prevalence of pale, soft and exudative (PSE-like) meat under summer conditions [7, 11, 15]. The stress promoted by longer transit journey caused depletion of muscle glycogen resulting in higher *postmortem* muscle pH [16, 17], which correlated with lower lightness (L^*) value [5]. While PSE meat in poultry has been an economical matter of concern world widely, USA [18], Canada [19], Italy [20], Brazil [8], China [1], few reports deal with DFD meat [16, 17, 21].

The aim of this work was to evaluate the effect of current farm-to-slaughterhouse cargo transport practices during the winter season on turkey welfare and meat quality.

Methods

Experimental designed and statistical analysis

The experimental design was randomized into a 6×2 factorial arrangement (truck position \times water bath treatment) with 6 positions: superior front (SF), inferior front (IF), superior middle (SM), inferior middle (IM), superior rear (SR) and inferior rear (IR) and two water bath treatments: with water bath (WiB) or without water bath (WoB), providing for 12 treatments, with 8 replicates for each treatment. WiB or WoB were carried out for 5 min just before leaving the farm. The data were analyzed using ANOVA and factorial analysis methods in the SPSS software. Meaningful comparisons were generated using Tukey's test (probability less than 0.01 was considered significant). For incidences of PSE-like meat, the binary variation (1 and 0) was used, where 1 denoted PSE-like meat and 0 denoted normal meat. For incidences of dark, firm and dry (DFD-like) meat, the binary variation (1 and 0) was used, where 1 denoted DFD-like meat and 0 denoted normal meat.

Animals

This study was conducted during Brazilian winter months between May 2015 and August 2015 in a commercial plant in Chapecó city area (Latitude: $27^\circ 05' 47''$ S; Longitude: $52^\circ 37' 06''$ W; Altitude: 674 m), Santa Catarina State, within the southern region of Brazil. All sampling days had similar weather conditions: temperature ($3^\circ\text{C} - 7^\circ\text{C}$) and relative humidity (45% - 55%). The transportation conditions and activities from the farm to the turkey commercial processing plant are illustrated in the flow chart shown in Fig. 1.

The weather conditions in this region were characterized by the minimum and maximum temperatures of -5°C and 26°C , respectively, with relative humidity (RH) variations from 39 to 65% throughout the 73 days of sampling, as measured using a Kestrel 4000 instrument (Nielsen-Kellerman, Boothwyn, PA, USA). The birds were males of Nicholas 700 lineage grown under

regular acclimatized aviaries to an age of 140 days and an average live weight of 18 ± 2 kg. The feed was removed 9 to 12 h before slaughter, and water was provided ad libitum. The animals were manually placed into crates at a density of 8 birds (98 ± 2 kg/m²) each and installed within the truck open container. The average catching and loading time was 24 min and after that the birds were subject or not to the water bath treatment for approximately 5 min. The water bath system consisted of 180 spray-heads; each with a diameter of 50 mm. The water temperature was between 8 and 10°C (environment) and the total rate was 90–95 m³/h. Birds were handled in accordance with the principles and procedures outlined by the Londrina State University Animal Care and Use Ethical Committee (167/2015).

Truck container microenvironment assessment

The truck had dimensions of 9 m long, 2.3 m wide and 2.5 m high. Six portable weather meter devices with bidirectional Kestrel anemometers and data logging capability were set to take measurements at 30-s intervals during each journey, as described in Spurio et al. [11], with minor modifications. Instruments were fixed and oriented in the direction of highest velocity, all devices were calibrated for relative humidity, temperature and ventilation before the experiment. The devices were installed laterally in cages (Fig. 2D) at the front, middle and rear truck container regions on the second, fourth and sixth columns, respectively, at a distance of 1.5, 4.5 and 7.5 m from the truck cab front in vertical duplicates: one data logger was located at the first box and the second was at the fifth box, respectively, at 0.25 m and 2.25 m above the truck base. The devices were installed laterally in cages (Fig. 2D) at the SF, IF, SM, IM, SR and IR of the truck container compartments and at positions between columns 1 and 2, 3 and 4, and 5 and 6, as shown by the gray rectangles in Fig. 2. Ambient temperature and relative humidity were measured at three different points: at the beginning of transport, arrival at the slaughterhouse plant and during holding time.

The relative humidity (RH), air ventilation (AV), and temperature (T) values were determined as in Spurio et al. [11], and wind chill (WC) values were simultaneously measured allowing for a representative analysis of the heterogeneous distribution of the thermal microenvironment within the loaded vehicle. WC, or apparent temperature, is an index that combines air temperature and air ventilation to measure the perceived equivalent corporal temperature [22]. RH, AV, T, and WC were automatically obtained from the 6 data loggers and downloaded to a computer.

Transport and slaughter

A total of 32 transport journeys was evaluated, either with bath (WiB) ($n=8$) or without bath (WoB)

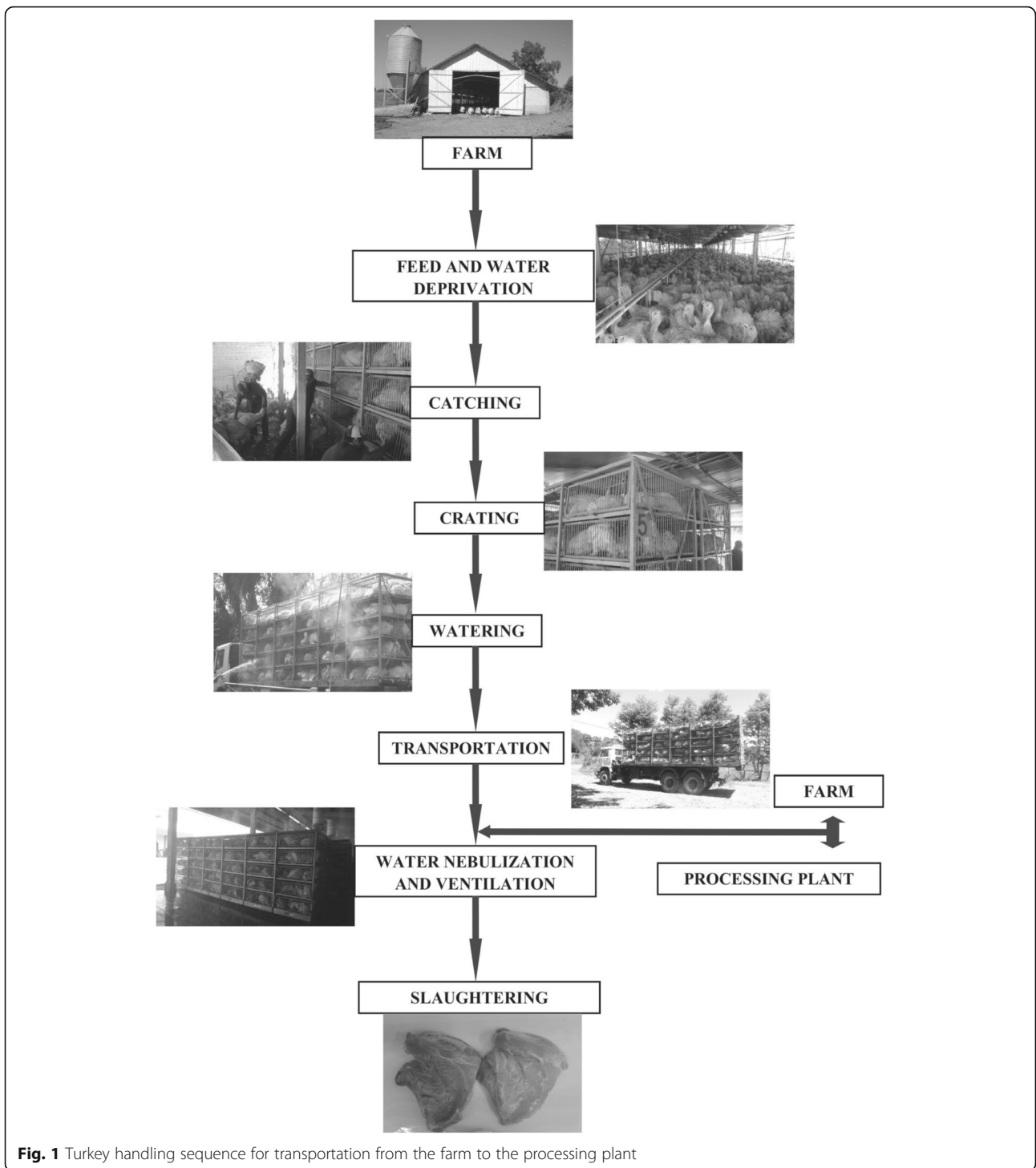


Fig. 1 Turkey handling sequence for transportation from the farm to the processing plant

application ($n = 8$). These processes of birds harvesting and loading were only started when the ambient temperature has reached the temperature of 5 °C. The animals were grown on 8 turkey farms under a cooperative system and subsequently transported over a distance of 38 ± 10 km for a journey that took approximately 95 ± 20 min. Upon arrival at the slaughterhouse facilities,

all birds were placed in a holding area under water mist and ventilation for approximately 70 min before slaughtering. The animals were sacrificed according to standard industry practices, which consisted of hanging, electrically stunning, bleeding, scalding, defeathering, evisceration, cooling the carcass through a tunnel of cold air (6 °C for 6 h) and deboning [8]. Subsequently, the



Fig. 2 **a**) Photograph of the truck container side loaded with turkeys showing the strategic locations of the data-loggers: SF: Superior Front, IF: Inferior Front, SM: Superior Middle, IM: Inferior Middle (IM), SR: Superior Rear and IR: Inferior Rear. **b**) Photograph of the truck container front-view showing the positions of the columns and the data-loggers (dark gray). **c**) Photograph of the truck container rear-view showing the positions of the columns and the data-loggers (dark gray). **d**) Photograph showing the positions of the data-loggers in the transport cage

breast meat samples (*Pectoralis major*) were collected and refrigerated at 4 °C for 24 h prior to analysis. Classification of meat as normal, PSE-like [8], and DFD-like [23] was performed by measurement of color and pH values.

PSE-like and DFD-like meat measurement

Samples of breast fillets ($n = 1344$) (*Pectoralis major*) were collected 84 animals per transport load ($n = 16$). The meat samples were classified as PSE-like, normal, and DFD-like meat (Table 1) by the pH and lightness (L^*) values [8, 23].

Color determinations were performed using a Minolta CR-400 colorimeter using five different reading points per sample (L^* , a^* , b^*), as described in Carvalho et al. [2]. The pH was measured in duplicate by inserting electrodes into the breast meat (Testo 205, Testo AG, Lenzkirch, Germany) as described in Carvalho et al. [24].

Table 1 Classification of PSE-like, normal, and DFD-like meat

	L^* values	pH values
[#] PSE-like	$L^* > 53.00$	$pH < 5.60$
[#] Normal	$44.00 \leq L^* \leq 53.00$	$5.60 \leq pH \leq 5.90$
[#] DFD-like	$L^* < 44.00$	$pH > 5.90$

[#]Carvalho et al. [8] and [#]Carvalho [23]

Results and discussion

Truck container microenvironment assessment

Table 2 lists the results of T and RH. No significant interactions between bath treatment and truck container compartment position for T ($P \geq 0.01$) were observed. However, by analyzing separately first the bath and subsequently the birds' container positions, they indeed were significantly different ($P < 0.01$). Pre-transport water baths caused a temperature drop within the every truck compartment. WoB group temperatures were an average of 7.64 °C higher than WiB group. Positionally, the temperatures of all superior regions of the truck (SF, SM and SR) and the IF position were lower than those in the IM and IR compartments (Table 2). RH is strongly correlated with truck compartment position and bath treatment ($P < 0.01$). The highest RH values were observed for IM and IR in the WiB groups, and the lowest RH values occurred for WoB groups regardless the truck compartment. Figure 3 shows detailed step-by-step variations throughout the journey from the farm to the processing plant and subsequent the holding time for T (A) and RH (B).

In Brazil, currently, there is a pattern for truck container for transport of live turkeys from farms to the commercial slaughterhouses irrespective of the specific

Table 2 Mean values of the Temperature (T) and the Relative Humidity (RH) determined with (WiB) or without (WoB) bath treatments immediately before leaving the farm. Birds were located in one of 6 different container compartments: superior front (SF), inferior front (IF), superior middle (SM), inferior middle (IM), superior rear (SR) and inferior rear (IR)

	Vehicle compartments	WiB	WoB	Average
[#] T (°C)	SF	6.28	13.93	10.10 ^b
	IF	7.06	14.38	10.72 ^{ab}
	SM	6.47	13.97	10.22 ^b
	IM	7.91	15.89	11.90 ^a
	SR	6.71	14.27	10.49 ^{ab}
	IR	7.99	15.87	11.93 ^a
	CV = 15.62%	Average	7.07 ^B	14.71 ^A
[§] RH (%)	SF	61.77 ^{A,c}	50.07 ^{B,a}	55.92
	IF	66.60 ^{A,c}	49.38 ^{B,a}	57.99
	SM	65.93 ^{A,c}	50.22 ^{B,a}	58.07
	IM	74.39 ^{A,ab}	50.34 ^{B,a}	62.36
	SR	67.77 ^{A,bc}	50.73 ^{B,a}	59.25
	IR	75.25 ^{A,a}	50.66 ^{B,a}	62.95
	CV = 11.74%	Average	68.62	50.23

^{a-c}Different letters on the same column indicate significant differences, as measured by the Tukey test ($P < 0.01$). ^{A-B} Different letters on the same line indicate significant differences, as measured by the Tukey test ($P < 0.01$). [§] The analyzed variables exhibited interaction to each other ($P < 0.01$). [#] The analyzed variables did not exhibit interactions with each other ($P \geq 0.01$). $n = 32$ transport journeys

season. However, its design does not meet the wide range of tropical and subtropical climates found in this continental size country. Watts et al. [25] reported experiments at temperature of up to 20 °C, when broilers showed low production of heat and relative humidity. Conversely, they found that low temperatures resulted in increased heat production by birds in-transit. In our experiments, the exposure of poultry to a temperature of 5 °C in-transit led to a temperature increase in every container compartment at the end of the journey, suggesting heat production by the birds (Fig. 3B). The application of a pre-transportation bath decreased temperature as reported in previous studies [9–11]. In addition by producing heat in cold temperatures, these birds also retained more moisture [25, 26].

Watts et al. [25] suggested maintenance of environmental conditions during transport in which the birds produce as little as heat possible. Ideally, the temperature should remain within the birds' thermal neutral zone, i.e., between 23 and 29 °C [27] or 18 and 30 °C [28]. Results herein show the formation of a thermal core at the inferior middle and rear regions of the truck due to heat production by the birds [25] and poorer ventilation within IM and IR compartments (Fig. 3A, Table 3). Therefore, it is concluded that there was no heat dissipation from these regions of the container environment. The IM/IR thermal core also showed higher RH, which is harmful to the welfare of the birds.

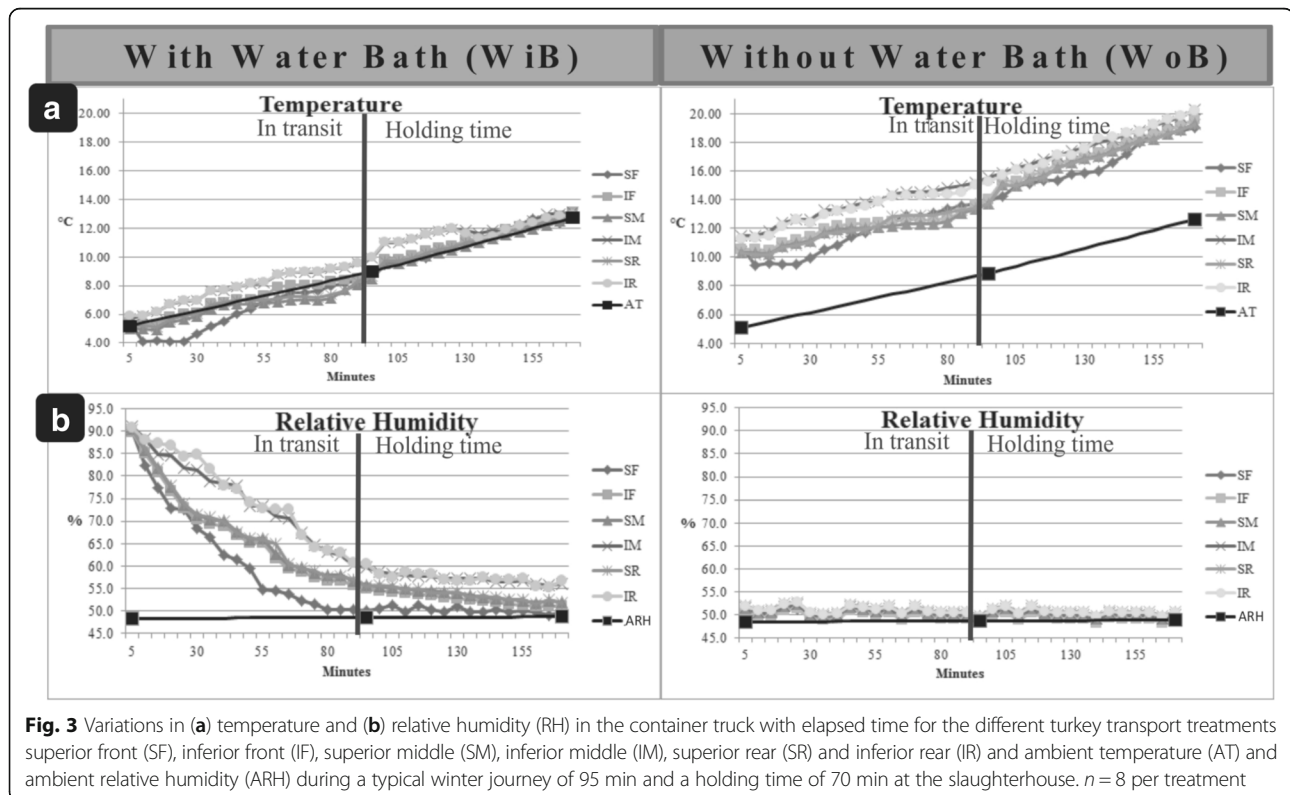


Table 3 Mean values of the Air Ventilation (AV) and the Wind Chill (WC) measured with (WiB) or without (WoB) bath treatments immediately before leaving the farm. Birds were located in one of 6 different container compartments: superior front (SF), inferior front (IF), superior middle (SM), inferior middle (IM), superior rear (SR) and inferior rear (IR)

	Vehicle compartments	WiB	WoB	Average
# AV	SF	3.27	3.15	3.21 ^a
	IF	1.61	1.60	1.61 ^b
	SM	0.83	0.81	0.82 ^c
	IM	0.17	0.15	0.16 ^d
	SR	0.67	0.65	0.66 ^c
	IR	0.17	0.13	0.15 ^d
CV = 24.13%	Average	1.12 ^A	1.08 ^A	
# WC	SF	3.86	13.16	8.51 ^c
	IF	6.16	14.56	10.36 ^{ab}
	SM	6.66	14.89	10.77 ^{ab}
	IM	10.43	18.41	14.42 ^a
	SR	7.27	15.45	11.36 ^{ab}
	IR	10.51	18.49	14.50 ^a
CV = 23.21%	Average	7.48 ^B	15.82 ^A	

^{a-c}Different letters on the same column indicate significant differences, as measured by the Tukey test ($P < 0.01$). ^{A-B} Different letters on the same line indicate significant differences, as measured by the Tukey test ($P < 0.01$). # The analyzed variables did not exhibit interactions with each other ($P \geq 0.01$). n = 32 transport journeys

Watts et al. [25] also stated that effective management of poultry transport must take into consideration high environment humidity levels that exacerbate the stressful effects on birds. These findings corroborate other reports on bird welfare that stated birds would be able to withstand the unfavorable effects of low temperatures by maintaining a dry environment in-transit [7]. Furthermore, the thermal core found in our study is different in relation to the experiments carried out in other countries [12, 29], because of the truck container design. Hoxey et al. [13] and Mitchell and Kettlewell [29] reported thermal core formation at the front of containers that had an air impermeable barrier at the front of the truck. Conversely, truck containers commonly used in Brazil are fully ventilated, allowing air to enter during vehicle motion, thus promoting more air flow in the front compartments SF and IF (Table 3 and Fig. 4) as previously shown by Spurio et al. [11]. Figure 4 shows in detail step-by-step variations throughout the journey from the farm to the slaughterhouse and during the holding time for AV (A), and WC (B).

Table 3 and Fig. 4 present the values obtained for AV (m/s) and WC (°C), which was determined by using the association of air temperature and air ventilation to measure the perceived equivalent temperature felt by the birds [17, 22]. For AV, no interaction ($P \geq 0.01$) was found between the truck compartment and bath treatment. However, by separately analyzing firstly the AV

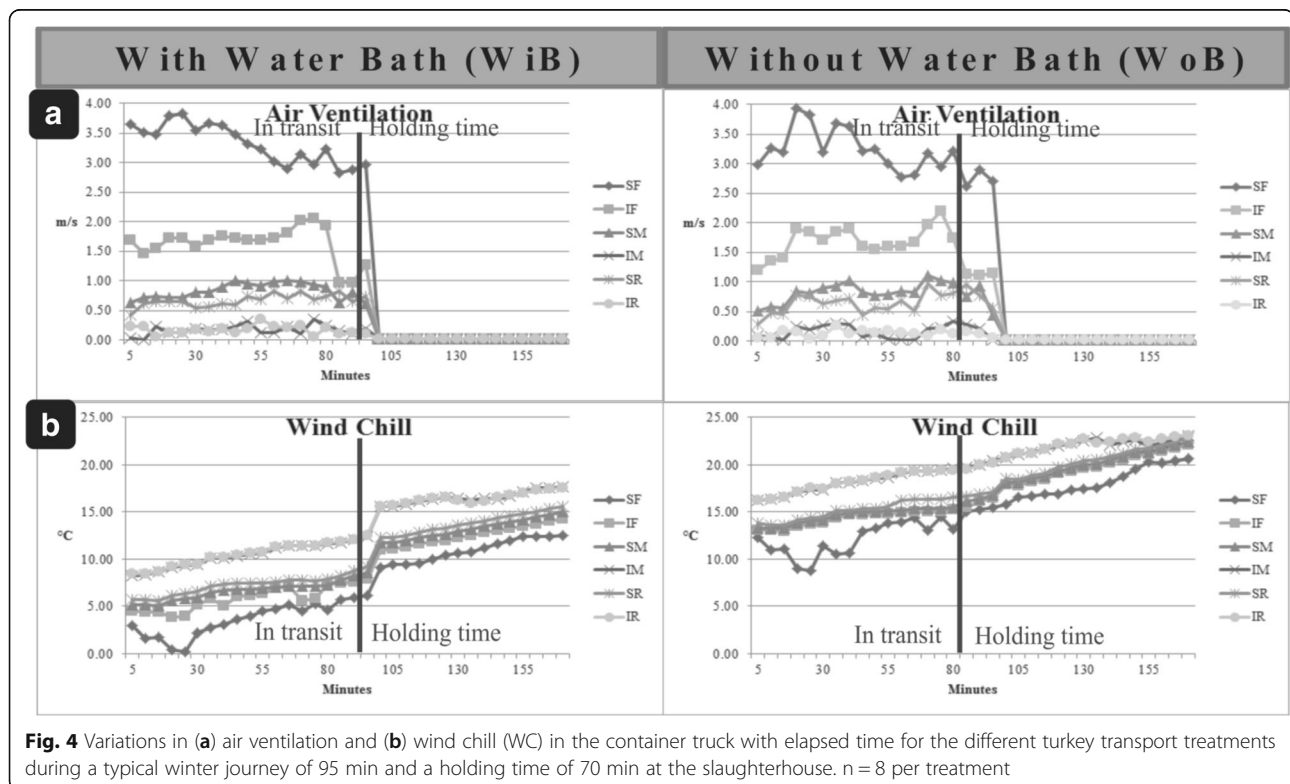


Fig. 4 Variations in (a) air ventilation and (b) wind chill (WC) in the container truck with elapsed time for the different turkey transport treatments during a typical winter journey of 95 min and a holding time of 70 min at the slaughterhouse. n = 8 per treatment

and subsequently the WC felt by the birds, they indeed were significantly different ($P < 0.01$). Lower average values of AV were observed at the IR and IM positions, regardless of whether the birds were under WiB or WoB treatment. The highest AV value was recorded at the SF position, exhibiting a difference of 3.05 m/s relative to the lowest values at the IM and IR positions.

Similarly to AV, no interaction was observed between the truck compartment and bath treatment for WC ($P \geq 0.01$), although separately analyzing firstly the bath and subsequently the bird's container position, they were significantly different ($P < 0.01$). The WiB treatment group showed lower WC values. The animals in the SF presented lower WC values because of the lower T (Table 2) and highest AV (Table 3 and Fig. 4) values. The WC values varied from 3 to 18 °C. The 15 °C WC variation within the truck containers, which incorporated the AV measurements, was smaller than the temperature variation measured outside of the truck containers, which include an AV value in their determination [22].

Meat quality and meat color abnormalities

The data in Table 4 indicate that for the pH and L* values, significant interactions ($P < 0.01$) occurred between compartments and bath treatment. The highest pH values observed were for IM and IR compartments

Table 4 Mean values of pH_{24 h} and L* determined with (WiB) or without (WoB) bath treatments immediately before leaving the farm. Birds were located in one of 6 different container compartments: superior front (SF), inferior front (IF), superior middle (SM), inferior middle (IM), superior rear (SR) and inferior rear (IR)

	Vehicle compartments	WiB	WoB	Average
[§] pH ₂₄	SF	5.79 ^{A,c}	5.81 ^{A,a}	5.80
	IF	5.82 ^{A,c}	5.84 ^{A,a}	5.83
	SM	5.80 ^{A,c}	5.82 ^{A,a}	5.81
	IM	5.89 ^{A,ab}	5.85 ^{B,a}	5.87
	SR	5.84 ^{A,bc}	5.83 ^{A,a}	5.84
	IR	5.92 ^{A,a}	5.85 ^{B,a}	5.89
	CV = 35.98%	Average	5.85	5.83
[§] L	SF	50.27 ^{A,a}	48.99 ^{A,a}	49.63
	IF	48.52 ^{A,ab}	48.24 ^{A,a}	48.38
	SM	48.15 ^{A,b}	48.46 ^{A,a}	48.30
	IM	45.67 ^{B,c}	47.37 ^{A,a}	46.52
	SR	47.81 ^{A,b}	47.49 ^{A,a}	47.65
	IR	44.27 ^{B,c}	47.07 ^{A,a}	45.67
	CV = 11.74%	Average	47.45	47.93

^{a-c}Different letters on the same column indicate significant differences, as measured by the Tukey test ($P < 0.01$). ^{A-B} Different letters on the same line indicate significant differences, as measured by the Tukey test ($P < 0.01$). [§]The analyzed variables exhibited interactions with each other ($P < 0.01$). n = 1344 breast meat samples were shared into transport journeys

under WiB. Measured pH values did not differ under WoB regardless of truck compartment. For the L* value, there was an interaction ($P < 0.01$) between truck compartments and bath treatment (Table 4), with lower values observed for IM and IR under WiB treatment and the highest values observed in WoB, regardless of truck compartment.

Temperatures inside poultry transport vehicles have been intensely studied and related to physiological signs for poor animal welfare and meat quality [30–32]. The ambient temperatures for birds in-transit affect meat quality parameters [11, 16]. Indeed in this experiment, we found differences in meat quality parameters due to the location of truck container compartments (Tables 4 and 5). Various authors have reported that exposure of birds to low temperatures (4, 5, and 7 °C) before slaughter resulted in breast meat with better functional properties because of higher *postmortem* pH values [10, 33–35]. In our case, the highest pH values were observed in IR and IM positions, indicating the importance of higher relative humidity in cold weather conditions affecting the WC while in-transit [25].

Our results showed that samples taken from IM and IR positions had darker breast meat. Color variation is an important attributed for consumer acceptance,

Table 5 Mean values of the PSE-like and the DFD-like incidence (%) throughout the turkey transportation period with (WiB) or without (WoB) water bath treatments immediately before leaving the farm. Birds were located in one of 6 different truck container compartments: superior front (SF), inferior front (IF), superior middle (SM), inferior middle (IM), superior rear (SR) and inferior rear (IR)

	Vehicle compartments	WiB	WoB	Average
[#] PSE-like (%)	SF	12.0	7.0	9.0 ^a
	IF	9.0	6.0	7.0 ^{ab}
	SM	2.0	6.0	4.0 ^{abc}
	IM	1.0	1.0	1.0 ^c
	SR	5.0	2.0	4.0 ^{bc}
	IR	1.0	1.0	1.0 ^c
	CV = 26.51%	Average	5.0 ^A	4.0 ^A
[§] DFD-like (%)	SF	4.0 ^{A,c}	3.0 ^{A,a}	3.5
	IF	4.0 ^{A,c}	3.0 ^{A,a}	3.5
	SM	13.0 ^{A,b}	5.0 ^{B,a}	11.5
	IM	28.0 ^{A,a}	6.0 ^{B,a}	17.0
	SR	17.0 ^{A,b}	4.0 ^{B,a}	10.5
	IR	25.0 ^{A,a}	6.0 ^{B,a}	15.5
	CV = 32.07%	Average	15.0	4.5

^{a-c}Different letters on the same column indicate significant differences, as measured by the Tukey test ($P < 0.01$). ^{A-B} Different letters on the same line indicate significant differences, as measured by the Tukey test ($P < 0.01$). [§]The analyzed variables exhibited interactions with each other ($P < 0.01$). [#]The analyzed variables did not exhibit interactions with each other ($P \geq 0.01$). n = 1344 breast meat samples were shared into transport journeys

especially if multiple color fillets were packed with noticeable color differences [36]. According to Dadgar et al. [16], cold conditions during transport adversely affect the breast color, and at temperatures below 0 °C the breast meat darkened significantly. Bianchi et al. [37] reported that chicken breast meat exposed to temperatures below 12 °C was significantly darker compared with those exposed to temperatures between 12 °C and 18 °C and above 18 °C. Babji et al. [34] reported that turkeys subjected to cold weather (4 °C for 4 h) and control (21 °C for 4 h) exhibited significantly higher myoglobin content than did turkeys subjected to heat treatment (38 °C) for 4 h.

Watts et al. [25] reported that birds exposed to negative temperatures had depleted energy reserves (glycogen), resulting in serious damage to animal welfare, an increase in DOA, and lower meat quality. These transport outcomes cause a great deal of financial loss for the poultry industry [38]. Another important factor that can reduce meat abnormalities as PSE and DFD in birds is the lairage before slaughter [15, 39, 40], but upon arrival in slaughterhouse, birds of the all groups were placed in lairage area under similar conditions, this fact evidence the impact of transport in birds stress in our study.

Several authors have provided evidence that a system of color and pH measurement tests are important attributes of meat quality, and it is often used as an indicator of PSE and DFD meat [16, 17, 41, 42]. These meats are two of the major quality defects facing the poultry industry due to economic losses. The data in Table 5 indicate that for PSE-like meat incidences, no interaction was found for PSE-like variable ($P \geq 0.01$) between factors (truck compartment and bath treatment). However, when analyzing factors separately, the effect of truck compartment was significant ($P < 0.01$). Lower PSE-like values were found in meat samples taken equally from animals located at IR and IM, but the highest PSE-like meat incidences were found at the front of the truck compartment independent use of bath.

In testing for DFD-like meat, there was an interaction ($P < 0.01$) between factors (truck compartment and bath treatment). The highest DFD-like value was found in meat samples taken equally from animals at IR and IM compartments under WiB treatment. The lowest DFD-like meat incidence was found in birds located at every compartment of WoB group.

The highest incidence of DFD-like meat was found at the IM and IR compartments. Associating these results with the microclimate data (T, RH and AV) suggests that WC directly affected animal welfare; low-temperature values combined with high wind velocity caused thermal discomfort [16, 17, 22]. Such hypothermal conditions cause depletion of muscle glycogen in order to keep the body warm. Basal metabolic activities are amplified in

response to temperatures below the comfort zone in order to maintain body temperature in homoeothermic species [17, 43]. In addition, our results indicate high RH at the rear truck container leading to higher incidence of DFD-like meat, showing the relationship between RH, animal welfare, and thus meat quality.

Turkey breast meat harvested during the winter in Brazil had higher pH values and lower L* values than those for meat harvested during the summer [8]. In our experiments, the environmental temperature of 5 °C and high relative humidity (Table 2) at IR and IM positions promoted the formation of DFD-like meat, while in the SF, IF and SM compartments, there was a higher incidence of PSE-like meat. These findings led us to believe that two phenomena that impact animal welfare occurred simultaneously: hypothermia and hyperthermia. DFD-like meat was associated with hypothermia as the birds exposed to a wet environment with excessive RH and relatively low T, formed an unfavorable thermal core at the IR and IM compartments. Consequently, the birds used their reserved energy (glycogen) to maintain thermal homeostasis [16, 17, 43, 44] resulting in DFD meat [16, 17, 45]. The physiological stress leading to PSE-like meat formation can be closely associated to mammal malignant hyperthermia (MH), which is triggered by genetic factors [46]. The MH is responsible for the series of biochemical reactions resulting in uncontrollable glycolysis with increased lactic acid production because of the excessive Ca^{2+} within the sarcoplasm milieu [47]. In our study, the frontal compartments showed a high-ventilation microenvironment in cold weather, resulting in homeostatic imbalance in the poultry for a short period, inducing the formation of PSE-like meat.

The first priority is to introduce management tools as to maintain animal welfare and thus prevent stressful conditions for the birds. Tools as protect birds from wind and rain during winter transport through improving the aerodynamics and design of the truck.

Conclusion

The WC and RH were important factors on the turkey's welfare in winter season. The results demonstrate that for birds transported under these conditions the breast meat quality was affected, bringing about variations in meat color abnormalities. Thus, a better truck container design is necessary to maintain an adequate microenvironment throughout the vehicle.

Abbreviations

AV: Air ventilation; DFD: Dark, firm and dry; IF: Inferior front; IM: Inferior middle; IR: Inferior rear; PSE: Pale, soft and exudative; RH: Relative humidity; SF: Superior front; SM: Superior middle; SR: Superior rear; T: Temperature; WC: Wind chill; WiB: With water bath; WoB: Without water bath

Acknowledgements

The authors acknowledge funding for this project by CNPq Proc. 471609/2011-0. RHC was under CAPES and Fundação Araucária graduate

scholarships. MRP, EII, and MS are CNPq Research Fellows. MS was also a Brazilian Senior Visiting Professor Scholar from CAPES.

Funding

CNPq Proc. 471,609/2011–0.

Availability of data and materials

NA.

Authors' contributions

This work was carried out in collaboration between all authors. Authors RHC, DCBH, FGP and AO collected experimental samples, performed carcass analysis for color and other laboratory analyses and conducted statistical analyses. ALS and MRP wrote the first draft of the manuscript. Authors EII and AO contributed in the reading and making needed changes to the draft manuscript. Author MS conceived the research idea, wrote the funding grant, experimental design, read and made final changes to the final manuscript as a research article. All authors read and approved the final manuscript.

Ethics approval and consent to participate

All experimental procedures were approved by the IACUC (Institutional Animal Care and Use Committee, N^o. 167/2015) of Londrina State University, Brazil).

Consent for publication

Not Applicable.

Competing interest

The authors declare that they have no competing interest.

Publisher's Note

Springer Nature remains neutral with regard to jurisdictional claims in published maps and institutional affiliations.

Author details

¹Graduate Program in Animal Science, Department of Veterinary Preventive Medicine, Londrina State University, CEP 86010-951, Londrina, PR PO Box 6001, Brazil. ²Graduate Program in Food Science, Department of Food Science and Technology, Londrina State University, Londrina, PR, Brazil. ³Graduate Program in Food Science, Sao Paulo University, Sao Paulo, SP, Brazil. ⁴Professional Master Program, Paraná Federal Technological University in Londrina, Campus Londrina, Londrina, PR, Brazil.

Received: 11 April 2017 Accepted: 8 December 2017

Published online: 22 January 2018

References

- Zhu X, Xu X, Min H, Zhou G. Occurrence and characterization of pale, soft, exudative-like broiler muscle commercially produced in China. *J Integr Agric*. 2012;11:1384–90.
- Carvalho RH, Ida EI, Madruga MS, Martínez SL, Shimokomaki M, Estévez M. Underlying connections between the redox system imbalance, protein oxidation and impaired quality traits in pale, soft and exudative (PSE) poultry meat. *Food Chem*. 2017;215:129–37.
- Karunanayaka DS, Jayasena DD, Jo C. Prevalence of pale, soft, and exudative (PSE) condition in chicken meat used for commercial meat processing and its effect on roasted chicken breast. *J Anim Sci Technol*. 2016;58:27.
- Mitchell MA, Kettlewell PJ, Maxwell MH. Indicators of physiological stress in broiler chickens during road transportation. *Anim Welf*. 1992;1:91–103.
- Mitchell MA, Kettlewell PJ. Physiological stress and welfare of broiler chickens in transit: solutions not problems! *Poult Sci*. 1998;77:1803–14.
- Carvalho RH, Soares AL, Grespan M, Spurio RS, Coró FAG, Oba A, Shimokomaki M. The effects of the dark house system on growth, performance and meat quality of broiler chicken. *Anim Sci J*. 2015;86:189–93.
- Hunter RR, Mitchell MA, Matheu C. Distribution of "dead on arrivals" within the bio-load on commercial broiler transporters: correlation with climatic conditions and ventilation regimen. *Br Poult Sci*. 1997;40:548–9.
- Carvalho RH, Soares AL, Honorato DCB, Guarnieri PD, Pedrao MR, Paião FG, Shimokomaki M. The incidence of pale, soft, and exudative (PSE) turkey meat at a Brazilian commercial plant and the functional properties in its meat product. *LWT - Food Sci Technol*. 2014;59:883–8.
- Simões GS, Oba A, Matsuo T, Rossa A, Shimokomaki M, Ida EI. Vehicle thermal microclimate evaluation during Brazilian summer broiler transport and the occurrence of PSE (pale, soft, exudative) meat. *Brazilian Arch Biol Technol*. 2009;52:195–204.
- Langer RO de S, Simões GS, Soares AL, Oba A, Rossa A, Shimokomaki M, Ida EI. Broiler transportation conditions in a Brazilian commercial line and the occurrence of breast PSE (pale, soft, exudative) meat and DFD-like (dark, firm, dry) meat. *Brazilian Arch Biol Technol*. 2010;53:1161–7.
- Spurio RS, Soares AL, Carvalho RH, Silveira Junior V, Grespan M, Oba A, Shimokomaki M. Improving transport container design to reduce broiler chicken PSE (pale, soft, exudative) meat in Brazil. *Anim Sci J*. 2016;87:277–83.
- Kettlewell PJ, Mitchell MA. The thermal environment on poultry transport vehicles. In: *International symposium, St. Joseph. Proceedings... St. Joseph: American Society of Agricultural Engineers*; 1993. p. 345–89.
- Hoxey RP, Kettlewell PJ, Meehan AM, Baker CJ, Yang X. An investigation of the aerodynamic and ventilation characteristics of poultry transport vehicles: part I, full-scale measurements. *J Agric Eng Res*. 1996;65:77–83.
- Vieira FMC, Silva IJO, Barbosa Filho JAD, Vieira A, Broom DM. Preslaughter mortality of broilers in relation to lairage and season in a subtropical climate. *Poult Sci*. 2011;90:2127–33.
- Guarnieri PD, Soares AL, Olivo R, Schneider JP, Macedo RM, Ida EI, Shimokomaki M. Preslaughter handling with water shower spray inhibits PSE (pale, soft, exudative) broiler breast meat in a commercial plant. *Biochemical and ultrastructural observations*. *J Food Biochem*. 2004;28:269–77.
- Dadgar S, Lee ES, Leer TLV, Crowe TG, Classen HL, Shand PJ. Effect of acute cold exposure, age, sex, and lairage on broiler breast meat quality. *Poult Sci*. 2011;90:444–57.
- Dadgar S, Crowe TG, Classen HL, Watts JM, Shand PJ. Broiler chicken thigh and breast muscle responses to cold stress during simulated transport before slaughter. *Poult Sci*. 2012;91:1454–64.
- Owens CM, Hirschler EM, Mckee SR, Martinez-Dawson R, Sams AR. The characterization and incidence of pale, soft, exudative turkey meat in a commercial plant. *Poult Sci*. 2000;79:553–8.
- Barbut S. Estimating the magnitude of the pse problem in poultry. *J Muscle Foods*. 1998;9:35–49.
- Petracci M, Betti M, Bianchi M, Cavani C. Color variation and characterization of broiler breast meat during processing in Italy. *Poult Sci*. 2004;83:2086–92.
- Zhang L, Barbut S. Rheological characteristics of fresh and frozen PSE, normal and DFD chicken breast meat. *Br Poult Sci*. 2005;46:687–93.
- NOAA. In: National Weather Service. The Heat Index Equation. 2017. http://www.nws.noaa.gov/om/cold/wind_chill.shtml. Accessed 12 Dec 2017.
- Carvalho RH. Animal welfare and quality of poultry meat. Brazil: Doctor of Philosophy Thesis in Animal Science. Londrina State University. Londrina; 2016. p. 279.
- Carvalho RH, Honorato DCB, Guarnieri PD, Soares AL, Pedrao MR, Paião FG, Shimokomaki M. Glycolysis rate delay in turkey breast *pectoralis major* m. In a commercial air chilling processing line and meat qualities. *Int J Poult Sci*. 2015;14:516–20.
- Watts JM, Graff LJ, Strawford ML, Crowe TG, Burlinghette NA, Classen HL, Shand PJ. Heat and moisture production by broilers during simulated cold weather transport. *Poult Sci*. 2011;90:1890–9.
- Xin H, Berry IL, Tabler GT, Costello TA. Heat and moisture production of poultry and their housing systems: broilers. *Trans ASAE*. 2001;44:1851–7.
- Meltzer A. Thermoneutral zone and resting metabolic rate of broilers. *Br Poult Sci*. 1983;24:471–6.
- Pereira DF, Nääs IA. Estimating the thermoneutral zone for broiler breeders using behavioral analysis. *Comput Electron Agric*. 2008;62:2–7.
- Mitchell MA, Kettlewell PJ. Transport and handling. In: Weeks C, Butterworth A, editors. *Measuring and auditing broiler welfare*. Wallingford; 2004. p. 145–60.
- Freeman BM, Kettlewell PJ, Manning AC, Berry PS. Stress of transportation for broilers. *Vet Rec*. 1984;114:286–7.
- Hunter RR, Mitchell MA, Carlisle AJ. Wetting of broilers during cold weather transport: a major source of physiological stress? *Br Poult Sci*. 1999;40:48–9.
- Nijdam E, Delezie E, Lambooi E, Nabuurs MJA, Decuyper E, Stegeman JA. Feed withdrawal of broilers before transport changes plasma hormone and metabolite concentrations. *Poult Sci*. 2005;84:1146–52.
- Froning GW, Babji AS, Mather FB. The effect of preslaughter temperature, stress, struggle and anesthetization on color and textural characteristics of turkey muscle. *Poult Sci*. 1978;57:630–3.

34. Babji AS, Froning GW, Ngoka DA. The effect of preslaughter environmental temperature in the presence of electrolyte treatment on turkey meat quality. *Poult Sci.* 1982;61:2385–9.
35. Holm CGP, Fletcher DL. Antemortem holding temperatures and broiler breast meat quality. *J Appl Poult Res.* 1997;6:180–4.
36. Droval AA, Benassi VT, Rossa A, Prudencio SH, Paiao FG, Shimokomaki M. Consumer attitudes and preferences regarding pale, soft, and exudative broiler breast meat. *J Appl Poult Res.* 2012;21:502–7.
37. Bianchi M, Petracci M, Cavani C. Influence of genotype, market live weight, transportation, and holding conditions prior to slaughter on broiler breast meat color. *Poult Sci.* 2006;85:123–8.
38. Strawford ML, Watts JM, Crowe TG, Classen HL, Shand PJ. The effect of simulated cold weather transport on core body temperature and behavior of broilers. *Poult Sci.* 2011;90:2415–24.
39. Warriss PD, Wilkins LJ, Knowles TG. The influence of ante-mortem handling on poultry meat quality. *Poultry. Meat Sci.* 1999;25:217–30.
40. Jiang N, Xing T, Han M, Deng S, Effects XX. Of water-misting sprays with forced ventilation on post mortem glycolysis, AMP-activated protein kinase and meat quality of broilers after transport during summer. *Anim Sci J.* 2016;87(5):718–28.
41. Barbut S. Color measurements for evaluating the pale soft exudative (PSE) occurrence in turkey meat. *Food Res Int.* 1993;26:39–43.
42. Kauffman RG, Sybesma W, Smulders FJM, Eikelenboom G, Engel B, Van Laack RLJM, Hoving-Bolink AH, Sterrenburg P, Nordheim EV, Walstra P, Van der Wal PG. The effectiveness of examining early post-mortem musculature to predict ultimate pork quality. *Meat Sci.* 1993;34:283–300.
43. Julian RJ, McMillan I, Quinton M. The effect of cold and dietary energy on right ventricular hypertrophy, right ventricular failure and ascites in meat-type chickens. *Avian Pathol.* 1989;18:675–84.
44. Julian RJ. Production and growth related disorders and other metabolic diseases of poultry - a review. *Vet J.* 2005;169:350–69.
45. McCurdy RD, Barbut S, Quinton M. Seasonal effect on pale soft exudative (PSE) occurrence in young turkey breast meat. *Food Res Int.* 1996;29:363–6.
46. Fujii J, Otsu K, Zorzato F, de Leon S, Khanna V, Weiler J, MacLennan DH. Identification of a mutation in porcine ryanodine receptor associated with malignant hyperthermia. *Science.* 1991;253:448–51.
47. Cheah KS, Cheah AM. Skeletal muscle mitochondrial phospholipase A2 and the interaction of mitochondria and sarcoplasmic reticulum in porcine malignant hyperthermia. *Biochim. Biophys. Acta - Bioenerg.* 1981;638:40–9.

Submit your next manuscript to BioMed Central and we will help you at every step:

- We accept pre-submission inquiries
- Our selector tool helps you to find the most relevant journal
- We provide round the clock customer support
- Convenient online submission
- Thorough peer review
- Inclusion in PubMed and all major indexing services
- Maximum visibility for your research

Submit your manuscript at
www.biomedcentral.com/submit

