

Effect of dried *Hovenia dulcis* fruit powder on quality characteristics and antioxidant properties of cookies

Bo Ram Park, Ji Eun Choi, Jun Ho Lee*

Department of Food Engineering, Daegu University, Gyeongsan 38453, Korea

Abstract

Hovenia dulcis fruit powder (HFP) has shown diverse functional activities; thus, it is rational to incorporate HFP into suitable food products with enhanced nutritional and functional quality, and their incorporation into bakery products such as cookies could be a good alternative for the increase of consumption. The aim of this study was to examine the effect of HFP addition on the quality characteristics of cookies. The pH of cookie doughs ranged from 5.80-6.34, with no remarkable differences by HFP addition. Density of cookie doughs significantly decreased upon addition of HFP ($p < 0.05$), but there were no significant differences among samples added with HFP ($p > 0.05$). Moisture content and spread factor of cookies significantly increased with higher content of HFP in the formulation ($p < 0.05$). For color values of cookie surface, L^* and b^* -values decreased while a^* -value increased as a result of HFP substitution ($p < 0.05$). 2,2-Diphenyl-1-picrylhydrazyl (DPPH) and 2,2'-azino-bis-3-ethylbenzthiazoline-6-sulphonic acid (ABTS) radical scavenging activities were significantly increased ($p < 0.05$) with higher substitution of HFP, showing a positive correlation. Hedonic sensory results indicated that cookies supplemented with 4% HFP received the most favorable acceptance scores for sensory attributes. Overall, HFP-added cookies could be developed with improved physicochemical qualities without sacrificing consumer acceptability.

Key words : *Hovenia dulcis* fruit powder, cookie, physicochemical properties, consumer acceptance, antioxidant properties

Introduction

Hovenia dulcis Thunb., belongs to Rhamnaceae family, is a deciduous tree native to East Asia and found in Korea, China, Japan, and Himalayas (1,2). These fruits have long been used in traditional folk remedies to relieve the symptoms of hangover (3) and for treatments of liver diseases (4) and alcoholic detoxification (5). Furthermore, it has been reported to possess anti-oxidative, hepatoprotective (1,6), anti-inflammatory (7), and immunostimulatory activities (8).

Bakery products are widely accepted and consumed in large quantities all over the world (9); thus, they can offer a convenient supplementation vehicle for nutritional improvement (10). The behavior and eating habits have

changed continually and demand for health-oriented products is increasing. Thus, development of new types of ready-to-eat convenience foods that provide health benefits is of great importance. With this respect, cookies have been suggested as a good way to use composite flours, and provide a good source of energy (11).

Above-mentioned rapidly growing concerns about healthy diets and increased demand for the use of new natural food ingredients, especially in cookies, have led us to investigate wheat-based products with value-added ingredients. Over the years, a number of studies have been reported on improved nutritive value of cookies incorporated with various types of powder replacing the wheat flour. So far, research on the incorporation of such powder or flour for manufacturing of cookies has focused on powders of Oddi (12), cherry fruit (13), acorn (14), purple kohlrabi (15), acaiberry (16), and Takju pomace (17) to name a few. However, there is little information on the incorporation of *Hovenia dulcis* fruit powder (HFP) in cookies.

The objectives of this research were to make cookies with

*Corresponding author. E-mail : leejun@daegu.ac.kr

Phone : 82-53-850-6531, Fax : 82-53-850-6539

Received 22 May 2017; Revised 9 July 2017; Accepted 10 July 2017.

Copyright © The Korean Society of Food Preservation. All rights reserved.

0%, 2%, 4%, 6%, and 8% HFP substituted for wheat flour in order to evaluate the effects of HFP on cookie qualities and consumer acceptances as a result of supplementation. The antioxidant properties of cookies were also determined.

Materials and Methods

Materials

HFP was procured from Garunara (Garunara, Seoul, Korea), and wheat flour (soft flour, CJ Cheiljedang, Yangsan, Korea), white sugar (CJ Cheiljedang, Seoul, Korea), salt-free butter (Seoul Milk Coop., Yongin, Korea), and eggs were purchased from a local market.

Preparation of cookies

The standard cookies' recipe consisted of 200 g (100%) of flour (white wheat flour as a control), 100 g salt-free butter, 90 g white granulated sugar, and 50 g egg. The composite flour cookies were prepared from various combinations of wheat flour, and HFP in ratio of 100:0, 98:2, 96:4, 94:6, and 92:8, respectively. Butter, sugar, and eggs were creamed with a kitchen mixer (5K5SS, KitchenAid Inc., St. Joseph, MI, USA) at speed 2 for 3 min with scraping down every minute. Wheat flour and appropriate amount of HFP were then added and mixed at speed 1 for 3 min. Dough was placed in a 4°C refrigerator for 30 min before sheeting. To prepare cookies, the dough was slightly flattened with palm of the hand, sheeted with a roller (gap width 4 mm). Cookie dough was cut with a circular cookie cutter (inside diameter 5 cm) and dough pieces were placed on a baking tray with baking paper and baked at 170°C for 10 min in a preheated oven (KXS-4G+H, Salvia industrial S.A., Lezo, Spain). Baked cookies were removed from the oven cooled down for 1 h, weighed, packed in sealed plastic bags and stored for 24 h at ambient temperature before analyses were conducted. The test cookie samples prepared with 0%, 2%, 4%, 6%, and 8% HFP substituted for wheat flour were designated as the control, HFP2, HFP4, HFP6, and HFP8, respectively.

Physicochemical analysis of cookie dough

A dough sample (5 g) was mixed with 45 mL of distilled water and vortexed for 1 min. The mixture was held at ambient temperature for 1 h in order to separate solid and liquid phases. The pH of the supernatant was measured using a pH meter (pH/Ion 510, Oakton Instruments, Vernon Hills, IL, USA). Dough density measurements were performed in a 50 mL

mass cylinder by water displacement.

Physical analysis of cookie

Moisture content was obtained by drying a specific amount (5 g) of dough sample to a constant weight at 105°C in an oven (FOL-2, Jeio Tech Co., Daejeon, Korea), and the results were reported on a wet basis (w.b.).

Cookie spread factor was determined according to the AACC Method 10-50D (18). Diameter of control and HFP supplemented cookies was measured with the help of a caliper by laying down six cookies edge to edge. The diameter of six cookies was measured again after rotating each cookie to 90° and then the average value of cookie diameter was calculated. Six cookies were stacked on each other and their thickness was measured. Cookies were restacked in random order and thickness was measured again and then the average value of cookie thickness was calculated. Spread factor of cookies was measured from the ratio of average value of diameter and average value of thickness of cookies.

Hardness of the cookies was measured using a texture analyzer (LRXPlus, Lloyd Instrument Limited, Fareham, Hampshire, UK) in a compression mode via 3-point bending test using 3-point bending rig, trigger force of 0.049 N, and load cell of 100 N. The textural studies were conducted at test speed of 1.0 mm/s, distance 10 mm and the distance between the two bottom supports was adjusted to 40 mm. The peak value of fracture force (maximum) was recorded as hardness at a point when the cookies were broken into two major pieces (19). The peak force to snap the cookies was reported as fracture force in 'N'.

The surface color of the cookies was measured using a Chromameter (CM-600d, Minolta Co., Osaka, Japan) set for CIELAB color space. CIELAB indicates color values with three axes: L*, a*, and b*. The central vertical axis represents lightness (L*) whose values vary from 0 (black) to 100 (white). On the a-a' axis, positive values indicate amounts of red while negative values indicate amounts of green. On the b-b' axis, yellow is positive and blue is negative. For both axes, zero is neutral gray (20).

Determination of free radical scavenging activities

DPPH radical scavenging activities of the samples were measured in terms of their hydrogen donating or radical scavenging activity using stable DPPH radical. The assay was performed as previously described by Blois (21) with some modifications. Briefly, 0.15 mM solution of DPPH radical in ethanol was prepared, after which 5 mL of this

solution was added to 1 mL of sample solution in ethanol at different concentrations and then shaken and left to stand for 10 min. Decolorization of DPPH-donated protons was determined by measuring the absorbance at 517 nm using a spectrophotometer (Optizen 2020 UV Plus, Mecasys Co., Ltd., Daejeon, Korea). The scavenging activity of DPPH radical was calculated using the following equation:

$$\text{Radical scavenging activity(\%)} = \frac{[\text{Abs}_{\text{control}} - \text{Abs}_{\text{sample}}] / \text{Abs}_{\text{control}}}{\times 100}$$

The spectrophotometric analysis of ABTS^+ radical scavenging activity was determined according to the method used by Re et al. (22) with slight modifications. The ABTS^+ cation radical was produced by a reaction between 7.4 mM ABTS in H_2O and 2.6 mM potassium persulfate during storage in the dark at room temperature for 12 h. Before use, ABTS^+ solution was diluted with methanol to obtain an absorbance of 1.1 at 734 nm. Subsequently, 3 mL of ABTS^+ solution was added to 0.1 mL of sample. After 10 min, the percent inhibition at 734 nm was calculated for each concentration relative to blank absorbance.

Sensory evaluation

Cookies made from wheat (control) and different amounts of HFP were subjected to sensory evaluation using fifty (50) untrained volunteer consumers (25 males and 25 females, aged from 20 to 27), drawn from the Department of Food Engineering. Panelists received a tray containing five samples presented in random order at room temperature (randomly coded using a three-digit number), a glass of water, and an evaluation sheet. Participants were instructed on how to evaluate the samples, and were not required to expectorate or consume the entire volume served. Panelist were asked to evaluate for consumer acceptance of color, flavor, softness, taste, and overall acceptance. The ratings were carried on a 7-point Hedonic scale ranging from 7 (like extremely) to 1 (dislike extremely). Orders of serving were completely randomized.

Overall acceptance was evaluated first, and another session was held to evaluate the rest of the attributes. There was an inter-stimulus interval of 30 s imposed between samples, to allow time to recover from adaptation. Participants were advised to rinse their palates between samples. Enough space was given to handle the samples and questionnaire, and evaluation time was not constrained. No specific compensation was given to the participants.

This study was approved by the Daegu University Institutional Review Board (IRB# 1040621-201703-HR-014-02).

Statistical analysis

Each measurement was conducted triplicate, except for moisture content (n=5), color (n=5), hardness (n=24), and sensory evaluation (n=50). The experimental data were subjected to an analysis of variance (ANOVA) using the general linear models (GLM) procedure to identify significant differences among the samples. Mean values were compared using Duncan's multiple range test. The significance was defined at the 5% level.

Results and Discussion

Physicochemical characteristics of cookie dough

Table 1 describes the physicochemical characterization of cookie dough supplemented with different levels of HFP. The pH ranged from 5.80 to 6.34 and significantly decreased upon addition of HFP ($p < 0.05$). Nevertheless, only minor changes were observed. Thus, it seems that HFP supplementation could result in the production of cookies with slightly lower pH. Similar reduction of pH was observed for cookie doughs incorporated with acorn powder (14) and purple kohlrabi powder (15) probably due to the weak acidic nature of powder supplemented. The pH of HFP was 5.44 in this study.

Density of cookie dough appeared to decrease upon addition of HFP; however, no significant differences were found among HFP2, HFP4, HFP6, and HFP8 samples ($p > 0.05$) and only density of the control was significantly higher than others ($p < 0.05$). This is probably due to the fact that substitution of wheat flour with HFP which contains less amount of protein led to decrease in the density of cookie dough (23). Similar reduction of dough density has been observed with cookie dough incorporated with purple kohlrabi powder (15).

Table 1. pH and density of cookie dough containing different levels of HFP

Property	HFP level (%)				
	0	2	4	6	8
pH	6.34±0.03 ^{a1)}	6.20±0.04 ^b	6.12±0.04 ^c	5.95±0.07 ^d	5.80±0.03 ^e
Density (kg/L)	1.21±0.03 ^a	1.14±0.03 ^b	1.12±0.04 ^b	1.09±0.04 ^b	1.08±0.05 ^b

¹⁾Means within the same row without a common letter are significantly different ($p < 0.05$).

Physical characteristics of cookies

Table 2 presents the physical characterization of cookies supplemented with different levels of HFP. The moisture content of cookies ranged from 2.33 to 3.64% (w.b.) and significantly increased upon addition of HFP ($p < 0.05$). This can be explained by an affinity effect between HFP sample and moisture (24). This would increase the moisture content of cookies with higher amount of HFP. A similar trend was also reported for cookies supplemented with acorn powder (14) and cranberry powder (25).

As the substitution level of white wheat flour increased, the spread factor increased significantly from 8.05 to 9.31 ($p < 0.05$). The spread factor is an important characteristic in determining the quality of cookies (26). Similar results were reported for the cookies containing 2-6% potato flour (27). The substitution with HFP might induce the reduction of dough viscosity (28). Thus, the spread factor, which is inversely correlated to the dough viscosity (29), was increased. The increase in spread factor by adding HFP in this study could be attributed to the decrease in total gluten

content and also the increase in protein content (30). It was also reported that the spread ratio increased as non-wheat protein content increased (27). Non-wheat protein exhibited greater water retentions than gluten, resulting in affecting cookie spread during baking (31).

The hardness of the cookies containing FHP was significantly ($p < 0.05$) lower than that made from white wheat flour (Fig. 1). Increased levels of FHP thus remarkably decreased the cookies' hardness ranging from 29.14 N at 0% of replacement to 22.99 N at 8% of substitution. The lower hardness of the cookies prepared from the composite flours containing different amount of FHP could be related to the lower amount of gluten resulted from the reduced white wheat flour in the formulation (32). Accordingly, the hardness of cookies was decreased by adding cherry fruit powder (13), cranberry powder (25), and yacon powder (33).

All color data were expressed as CIELAB L^* , a^* , and b^* -values corresponding to lightness, redness, and yellowness, respectively. It was observed that as the concentration of HFP in the blend increased, the cookies became darker in color

Table 2. Physical characteristics of cookies containing different levels of HFP

Property	HFP level (%)					
	0	2	4	6	8	
Moisture content (% w.b.)	2.33±0.11 ^{cd}	2.87±0.11 ^d	3.08±0.15 ^c	3.38±0.19 ^b	3.64±0.19 ^a	
Spread factor	8.05±0.03 ^c	8.45±0.07 ^d	8.82±0.03 ^c	9.02±0.04 ^b	9.31±0.04 ^a	
Color	L^*	72.50±0.63 ^a	59.11±0.25 ^b	53.60±0.25 ^{bc}	48.93±0.59 ^{cd}	45.42±0.35 ^d
	a^*	5.76±0.32 ^c	7.75±0.10 ^b	8.39±0.02 ^{ab}	9.21±0.09 ^a	9.25±0.04 ^a
	b^*	32.82±0.29 ^a	25.74±0.12 ^b	22.78±2.12 ^c	21.58±0.12 ^{cd}	19.93±0.40 ^d

¹⁾Means within the same row without a common letter are significantly different ($p < 0.05$).

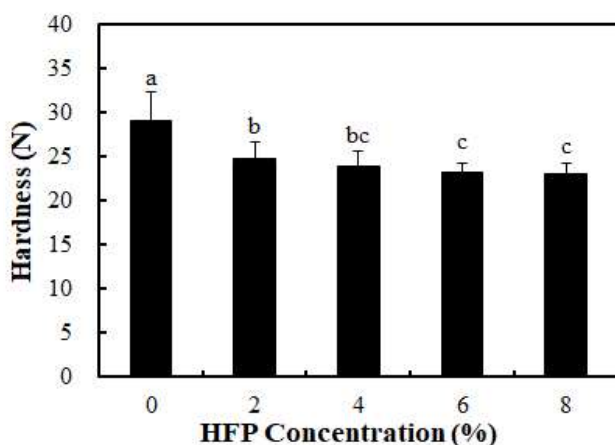


Fig. 1. Hardness of cookies incorporated with different levels of FHP.

Means without a common letter are significantly different ($p < 0.05$).

as seen in lower L^* value of the blends in comparison to control cookies. The highest value of L^* was for control sample (72.50) and the lowest value (45.42) was for HFP8 sample, and they were significantly different ($p < 0.05$). Adding HFP resulted in an increase in the redness (a^*) but decrease in the yellowness (b^*) compared to those of the white wheat flour, which could be attributed to the color changes brought by the HFP replacing the wheat flour. These results were in accordance with the findings reported in cookies supplemented with cherry fruit powder (13), acorn powder (14), and sesame peels flour (28). The Maillard reaction played the major role in color formation in cookies during baking process (34), and starch dextrinization and caramelization which are induced by heating also affected the cookie color (30).

Free radical scavenging activities

Antioxidant activities were investigated based on DPPH radical scavenging activity and ABTS radical cation assay (Fig. 2). The usage of HFP in the cookie formulation enhanced antioxidant activities, and the effectiveness of antioxidant properties were as follows in ascending order: control < HFP2 < HFP4 < HFP6 < HFP8. Highest DPPH activity was exhibited by cookies containing 8% HFP (48.014%). The results show that HFP supplementation greatly enhanced antioxidant properties of the cookies due to incorporation of phenolic compounds, which have been reported to possess antioxidant activity. ABTS also followed a similar trend to DPPH activity and the data also confirm a positive correlation between two antioxidant capacities. A similar increase was reported in the antioxidant properties of cookies supplemented with cherry fruit powder (13), persimmon leaf powder (35), and flaxseed flour (36). Their antioxidant capacity is based on the breaking of the free radical chain reaction by donating a hydrogen atom, and preventing peroxide formation (37).

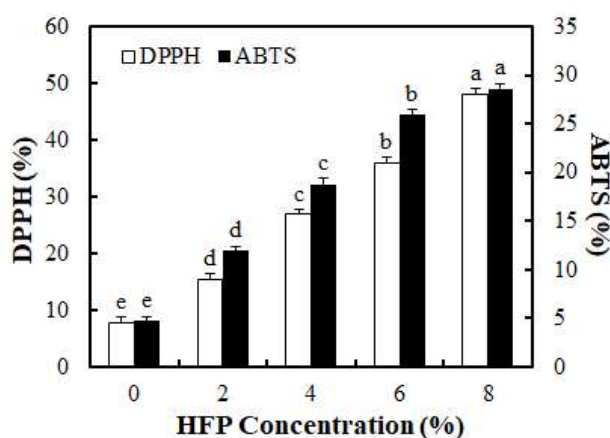


Fig. 2. DPPH and ABTS radical scavenging activities of cookies with different levels of FHP.

Means with in the same activity without a common letter are significantly different ($p < 0.05$).

Sensory evaluation

Color, flavor, softness, taste, and overall acceptance of control cookie and HFP-supplemented cookies were evaluated, and the results are presented as a radar plot (Fig. 3). When evaluated by untrained panelists, statistically significant differences among samples were detected in terms of all attributes tested ($p < 0.05$). The sensory panelists rated HFP2 with the highest score for color and flavor but it was not significantly different from control and HFP4 ($p > 0.05$). Softness preference score for control was significantly lower ($p < 0.05$) than all other samples which were not significantly

different among them ($p > 0.05$). HFP4 received the highest preference scores in terms of taste and overall acceptance ($p < 0.05$). Excessive addition of 8% HFP seemed to have a deteriorative effect on most sensory attributes evaluated. On a seven-point hedonic scale, HFP4 received scores in the range of 4.84-5.40. Considering HFP4 received the highest overall acceptance score of 5.36, partial replacement of 4% HFP in cookie formulation seems satisfactory. In a study reported by Choi and Park (38), it was observed that *Hovenia dulcis* Composite Flour can be incorporated in noodle as a partial replacement up to 3% of wheat flour without any change of the physical and sensory quality.

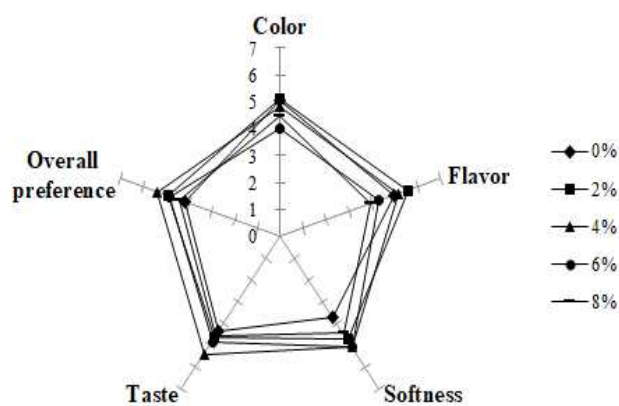


Fig. 3. Radar plot of sensory results of cookies with different levels of FHP.

Means within the same attribute without a common letter are significantly different ($p < 0.05$).

Acknowledgements

This research was supported by the Daegu University Research Scholarship Grants.

References

- Wang M, Zhu P, Jiang C, Ma L, Zhang Z, Zeng X (2012) Preliminary characterization, antioxidant activity *in vitro* and hepatoprotective effect on acute alcohol-induced liver injury in mice of polysaccharides from the peduncles of *Hovenia dulcis*. *Food Chem Toxicol*, 50, 2964-2970
- Basavegowda N, Idhayadhulla A, Lee YR (2014) Tyrosinase inhibitory activity of silver nanoparticles treated with *Hovenia dulcis* fruit extract: An *in vitro* study. *Mater Lett*, 129, 28-30

3. Basavegowda N, Idhayadhulla A, Lee YR (2014) Phyto-synthesis of gold nanoparticles using fruit extract of *Hovenia dulcis* and their biological activities. *Ind Crops Prod*, 52, 745-751
4. Hase K, Ohsugi M, Xiong Q, Basnet P, Kadota S, Namba T (1997) Hepatoprotective effect of *Hovenia dulcis* Thunb on experimental liver injuries induced by carbon tetrachloride of D-galactosamine/lipopolysaccharide. *Biol Pharm Bull*, 20, 381-385
5. Kim OK (2001) Protective effects of extracts of *Hovenia dulcis* Thunb. on hepatotoxicity in carbon tetrachloride intoxicated rats. *J Korean Soc Food Sci Nutr*, 30, 1260-1265
6. Hu W, Lee K, Wang MH (2010) Antioxidant activities of various extracts of *Hovenia dulcis* Thunb. fruits. *Korean J Plant Res*, 23, 207-213
7. Park JY, Moon JY, Park SD, Park WH, Kim H, Kim JE (2016) Fruits extracts of *Hovenia dulcis* Thunb. suppresses lipopolysaccharide-stimulated inflammatory responses through nuclear factor-kappaB pathway in Raw 264.7 cells. *Asian Pac J Trop Med*, 9, 357-365
8. Wang M, Jiang C, Ma L, Zhang Z, Cao L, Liu J, Zeng X (2013) Preparation, preliminary characterization and immunostimulatory activity of polysaccharide fractions from the peduncles of *Hovenia dulcis*. *Food Chem*, 138, 41-47
9. Kim JH, Lee HJ, Lee HS, Lim EJ, Imm JY, Suh HJ (2012) Physical and sensory characteristics of fibre-enriched sponge cakes made with *Opuntia humifusa*. *LWT-Food Sci Technol*, 47, 478-484
10. Zucco F, Borsuk Y, Arntfield SD (2011) Physical and nutritional evaluation of wheat cookies supplemented with pulse flours of different particle sizes. *LWT-Food Sci Technol*, 44, 2070-2076
11. Arshad MU, Anjum FM, Zahoor T (2007) Nutritional assessment of cookies supplemented with defatted wheat germ. *Food Chem*, 102, 123-128
12. Park GS, Lee JA, Shin YJ (2008) Quality characteristics of cookie made with Oddi powder. *J East Asian Soc Dietary Life*, 18, 1014-1021
13. Kim KH, Yun MH, Jo JE, Yook HS (2009) Quality characteristics of cookies containing various levels of flowering cherry (*Prunus serrulata* L. var. *spontanea* Max. wils.) fruit. *J Korean Soc Food Sci Nutr*, 38, 920-925
14. Joo SY, Kim OS, Jeon HK, Choi HY (2013) Antioxidant activity and quality characteristics of cookies prepared with acorn (*Quercus species*) powder. *Korean J Food Cookery Sci*, 29, 177-184
15. Cha SS, Jung HO, Son HK, Lee JJ (2014) Physicochemical and sensory characteristics of cookies with added purple kohlrabi powder. *Korean J Food Preserv*, 21, 824-830
16. Choi YS, Kim SK, Mo EK (2014) Quality characteristics of cookies with acaiberry (*Euterpe oleracea* Mart.) powder added. *Korean J Food Preserv*, 21, 661-667
17. Im CY, Kim MH, Kang WW (2017) Quality characteristics of cookies added with *Takju* pomace powder. *Korean J Food Preserv*, 24, 8-12
18. AACC (2000) Approved Methods of the Analysis (10-50D). 10th ed, American Association of Cereal Chemists, St Paul, MN, USA, p 1-6
19. Chakraborty SK, Singh DS, Kumbhar BK, Singh D (2009) Process parameter optimization for textural properties of ready-to-eat extruded snack food from millet and legume pieces blends. *J Texture Stud*, 40, 710-726
20. Elleuch M, Bedigian D, Maazoun B, Besbes S, Blecker C, Attia H (2014) Improving halva quality with dietary fibres of sesame seed coats and date pulp, enriched with emulsifier. *Food Chem*, 145, 765-771
21. Blois MS (1958) Antioxidant determinations by the use of a stable free radical. *Nature*, 181, 1199-1200
22. Re R, Pellegrini N, Proteggente A, Pannala A, Yang M, Rice-Evans C (1999) Antioxidant activity applying an improved ABTS radical cation decolorization assay. *Free Radical Bio Med*, 26, 1231-1237
23. Lee MH, Oh MS (2006) Quality characteristics of cookies with brown rice flour. *Korean J Food Culture*, 21, 685-694
24. Lim YS, Cha WJ, Lee SK, Kim YJ (2003) Quality characteristics of wet noodles with *Lycii fructus* powder. *Korean J Food Sci Technol*, 35, 77-83
25. Choi JE, Lee JH (2015) Quality and antioxidant attributes of cookies supplemented with cranberry powder. *Korean J Food Sci Technol*, 47, 132-135
26. Pareyt B, Talhaoui F, Kerckhofs G, Brijs K, Goesaert H, Wevers M, Delcour JA (2009) The role of sugar and fat in sugar-snap cookies: Structural and textural properties. *J Food Eng*, 90, 400-408
27. Singh J, Singh N, Sharma TR, Saxena SK (2003) Physicochemical, rheological and cookie making properties of corn and potato flours. *Food Chem*, 83, 387-393
28. Zouari R, Besbes S, Ellouze-Chaabouni S, Ghribi-Aydi D (2016) Cookies from composite wheat - sesame peels

- flours: Dough quality and effect of *Bacillus subtilis* SPB1 biosurfactant addition. *Food Chem*, 194, 758-769
29. Pareyt B, Delcour JA (2008) The role of wheat flour constituents, sugar, and fat in low moisture cereal based products: A review on sugar-snap cookies. *Crit Rev Food Sci Nutr*, 48, 824 - 839
 30. Chung HJ, Cho A, Lim ST (2014) Utilization of germinated and heat-moisture treated brown rices in sugar-snap cookies. *LWT-Food Sci Technol*, 57, 260 - 266
 31. Hoojjat P, Zabik ME (1984) Sugar-snap cookies prepared with wheat-navy bean-sesame seed flour blends. *Cereal Chem*, 61, 41-44
 32. Kang NE, Lee IS (2007) Quality characteristics of the sugar cookies with varied levels of resistant starch. *Korean J Food Culture*, 22, 468-474
 33. Lee JH, Choi JE (2014) Quality of cookies incorporated with yacon powder. *Food Eng Prog*, 18, 70-74
 34. Chevallier S, Colonna P, Valle GD, Lourdin D (2000) Contribution of major ingredients during baking of biscuit dough systems. *J Cereal Sci*, 31, 241-252
 35. Lim JA, Lee JH (2016) Quality characteristics and antioxidant properties of cookies supplemented with persimmon leaf powder. *Korean J Food Sci Technol*, 48, 159-164
 36. Kaur M, Singh V, Kaur R (2017) Effect of partial replacement of wheat flour with varying levels of flaxseed flour on physicochemical, antioxidant and sensory characteristics of cookies. *Bioact Carbohydr Diet Fibre*, 9, 14-20
 37. Sharma P, Gujral HS (2011) Effect of sand roasting and microwave cooking on antioxidant activity of barley. *Food Res Int*, 44, 235-240
 38. Choi S, Park GS (2005) A study on the noodle quality made from *Hovenia dulcis* composite flour. *J Korean Soc Food Sci Nutr*, 34, 1586-1592