

## Feeding a Diet with Precise Lysine Level improved Laying Performance and Feed Efficiency of Broiler Breeder Hens at the Early Laying Stage

Eunjoo Kim, Han-Jin Rew, Samiru Sudharaka Wickramasuriya, Soo Kee Lee,  
Taeg Kyun Shin, Hyun Min Cho and Jung Min Heo<sup>†</sup>

*Department of Animal Science and Biotechnology, Chungnam National University, Daejeon 34134, South Korea*

**ABSTRACT** A dose-response experiment was conducted to determine the lysine requirement for broiler breeder hens during pre-peak production. Totally, one hundred and twenty-six flock 23-week-old Ross 308 broiler breeder hens with similar body weight were selected (2,188±32 g) for a 6-week experiment. Hens were fed with a basal diet of corn-wheat-soybean meal formulated to achieve the Ross 308 breeder nutrient specifications (2016), except for lysine. The 7 graded, daily lysine intake levels used in this experiment were 732, 785, 838, 891, 944, 997, and 1,050 mg, and hens were restricted to 133 g of feed throughout this experiment. Pen based egg production were recorded once a day and all eggs were weighed daily. Age at sexual maturity was determined when the hens attained age at 25% production. Body weight at 23~29 weeks of age was not affected ( $P>0.05$ ) by lysine levels. By fitting a linear-plateau model, the daily lysine requirements for feed conversion ratio, total produced egg weight, and age at sexual maturity at 23~29 weeks of age were estimated as 865, 907, and 891 mg, respectively. Using a quadratic-plateau model, the daily lysine requirement at 23~29 weeks of age were estimated as 974, 964, and 950 mg for feed conversion ratio, total produced egg weight, and age at sexual maturity, respectively. These results suggested that the daily lysine requirement for modern broiler breeder hens according to the National Research Council (1994) are insufficient for higher total produced egg weight, sexual maturity, and feed efficiency, and 120% of the NRC recommendation level would improve hen productivity when data are fitted under linear- and quadratic-plateau models.

(Key words: broiler breeders, linear-plateau model, lysine requirement, quadratic-plateau model)

## INTRODUCTION

It is known that broiler breeders have greater growth potential, and subsequent feed restriction has been recommended to prevent obesity, but to maintain their target body weight for soundly develop their reproductive organs (Robinson and Wilson, 1996; Renema et al., 1999; Tolkamp et al., 2005). In this regard, restricted feed must contain appropriate amount of nutrients for both body growth and reproductive performance. Furthermore, once hens are stimulated by lighting, the reproductive organs maturely grow rapidly, and it is directly associated with their life-time performance.

Lysine is one of the major nutrient in a diet, and could constrict growth-, metabolic-, and physiological-performance of hens, although is the second-limiting amino acid when the diets were formulated based on corn and soybean meals (Edmonds et al., 1985). Moreover, lysine is a reference amino acid (AA) for the ideal AA pattern to maximize productivity of livestock, and to minimize crude protein level in a diet

(Baker, 2003). However, the lysine requirement for broiler breeders is still questionable because insufficient studies have been conducted to determine lysine requirement while their genetic growth potential developed rapidly, increased variability among strains, and also improved feed quality and feeding system (Cheema et al., 2003; Havenstein et al., 2003).

The sexual maturity of egg-type chickens depends on critical factors like 1) lightening program (Andrews et al., 1987; Jácome et al., 2014), 2) physical condition (Renema et al., 1999; Ciacciarrello and Gous, 2005) and 3) nutrition supply (Miclea et al., 2002; Forte et al., 2016). Broiler breeders are fed restricted rations for the sake of limit weight gain, and thereby have harmony of body growth and sexual maturity to improve laying performance. Kang et al. (2012) demonstrated egg-laying chicken had earlier age at first laying showed higher egg production rate. Nevertheless, the evaluation of lysine requirement based on sexual maturity is scarce in broiler breeders compared to egg-type chickens.

The purpose of the present study was therefore to determine

<sup>†</sup> To whom correspondence should be addressed : [jmheo@cnu.ac.kr](mailto:jmheo@cnu.ac.kr)

the accurate lysine requirement for improved egg production, efficient utilization of the diet, and minimized age at sexual maturity using linear- and quadratic-plateau models. The hypothesis tested in this study was that modern broiler breeder hens' strains would require higher daily lysine level than NRC (1994) recommendation due to improved genetic potentials.

## MATERIALS AND METHODS

The protocol for this study reviewed and approved by Animal Ethics Committee of the Chungnam National University (CNU-00862).

### 1. Birds and Experimental Design

A flock of 126 Ross 308 female broiler breeder hens were selected which achieved the target body weight (2.8 kg) on 21 week of age. Selected birds were allocated in a completely randomized design with seven dietary treatments. Each treatment was consisted 6 replicates with 3 hens per pen. The experiment was started after a 2-week adaptation period and lasted for 6 weeks. The seven treatments were graded daily lysine intake and they were 732, 785, 838, 891, 944, 997 and 1,050 mg per bird per day, respectively.

### 2. Birds Management and Diets

Birds were managed according to the Ross 308 Parent stock management supplement (2016). Hens were photo-stimulated at 22 week of age; the photoperiod was changed 8-hour light per day to 12-hour light per day. From 23 week of age, all hens fed experimental diets with once a day basis. Experimental diets were iso-caloric and to formulated to meet Ross 308 Parent stock nutrient specification (2016) except for lysine (Table 1). Arginine were followed ideal amino acid pattern to prevent antagonism effect with lysine. The hens fed average 133 g of feed daily throughout the experimental period and fresh water was provided at all times. Feeding space were adequate to prohibit feed competition and allow the birds to easy access.

### 3. Data Collection

Body weights of the birds were measured weekly basis to

calculate mean body weight and weight gain from 23 to 29 week of age. Pen basis egg production and weight of the eggs were recorded daily. Feed conversion ratio was calculated based on kg of the feed intake and produced egg weight throughout the experiment. Age at sexual maturity was defined as hens attained to age at 25% egg production.

### 4. Statistical Analysis

The data from this study were analyzed as a completely randomized design using SPSS software version 24 (IBM SPSS Inc., Chicago, IL, USA). One-way ANOVA was performed using the GLM procedures of SPSS. Levene's test was applied to test the homogeneity of the variances, then Duncan's multiple test was applied to determine statistical differences between the means. A value of  $P < 0.05$  was considered as statistically significant. For the relationships between variables, Pearson's rank correlation coefficients were conducted. Linear and quadratic-plateau models were fitted to estimate optimal lysine using the Nutritional Response Model (Version 1.1; Vednov and Pesti, 2008).

## RESULTS AND DISCUSSION

To estimate broiler breeders' daily lysine requirements, linear- and quadratic-plateau models were fitted (Fig. 1~3) in the current study. Lysine level did not affect mean body weight for 6 weeks ( $P > 0.05$ ; Table 2) and in turn linear- and quadratic-plateau models were failed to fit to the data. Daily lysine requirement for broiler breeder hens from 23 to 29 week of age were estimated to be 865, 891 and 865 mg to minimize feed conversion ratio, the age at sexual maturity and to maximize total produced egg weight, respectively, when data were fitted to a linear-plateau model. However, based on quadratic-plateau model, lysine requirements from 23 to 29 week of age were estimated to be 974, 950 and 964 mg to minimize feed conversion ratio, age at sexual maturity and to maximize total produced egg weight, respectively. The combined values from two models for optimal feed efficiency, sexual maturity and total produced egg weight were to be 916, 921 and 915 mg, respectively.

Our data indicated that quadratic-plateau model resulted in

**Table 1.** Composition of experimental diets

(% , as-fed basis)

Item	Daily lysine intake (mg)						
	732	785	838	891	944	997	1050
Corn	-	-	6.80	24.00	48.70	48.70	48.70
Wheat	67.88	67.88	60.88	38.36	11.16	10.16	10.10
Wheat bran	13.39	11.98	10.66	13.00	12.57	12.94	12.94
Soybean meal	7.36	9.20	10.70	13.47	16.40	17.00	17.00
Vegetable oil	1.93	1.50	1.50	2.00	2.00	2.00	2.00
Limestone	6.70	6.70	6.70	6.60	6.60	6.60	6.60
Monocalcium phosphorous	1.80	1.80	1.80	1.80	1.80	1.80	1.80
Salt	0.30	0.30	0.30	0.30	0.30	0.30	0.30
Vitamin-mineral premix <sup>1</sup>	0.30	0.30	0.30	0.30	0.30	0.30	0.30
L-Lysine	-	-	0.02	-	-	0.03	0.09
DL-Methionine	0.17	0.17	0.17	0.17	0.17	0.17	0.17
L-Threonine	0.17	0.17	0.17	-	-	-	-
ME (kcal/kg <sup>3</sup> )	2,800	2,800	2,800	2,805	2,807	2,800	2,800
Crude protein (%)	15	15	15	15	15	15	15
Calcium (%)	3.00	3.00	3.00	3.00	3.00	3.00	3.00
Available P (%)	0.50	0.50	0.50	0.50	0.50	0.50	0.50
Total lysine (%)	0.55	0.59	0.63	0.67	0.71	0.75	0.79
Total methionine (%)	0.41	0.41	0.41	0.42	0.41	0.42	0.42
Total arginine (%)	0.79	0.81	0.84	0.88	0.88	0.92	0.93

<sup>1</sup> Vitamin-mineral premix provided the following nutrients (per kg of air-dry diet): Vitamins; A 12,000 IU, D 33,000 IU, E 15 mg, K 2 mg, thiamine 2 mg, riboflavin 6 mg, pyridoxine 2 mg, calcium pantothenate 0.03 mg, folic acid 0.2 mg, niacin 45 mg, biotin 0.15 µg. Minerals; calcium 0.5%, Co 0.5 mg (as cobalt sulphate), Cu 10 mg (as copper sulphate), iodine 0.9 mg (as potassium iodine), iron 80 mg (as ferrous sulphate), Mn 80 mg (as manganous oxide), Se 0.2 mg (as sodium selenite), Zn 80 mg (as zinc oxide).

<sup>2</sup> The values are calculated according to the values of feedstuffs in NRC (1994).

<sup>3</sup> ME: Metabolizable energy.

higher lysine requirement than the linear-plateau model. Pesti et al. (2009) reported that linear-broken line model might cause underestimation of nutrient requirement due to the responses of the birds fed dose-response diet are nonlinear, while quadratic-broken line model might abate marginal productivity as far as the requirement is reached.

Fisher (1998) suggested that lysine intake requirement for maximum egg production from 27 to 33 week of age might be 893 mg based on the 'Reading model'. NRC (1994) recommendations for daily lysine intake in meat-type breeder hens

was 765 mg. Harms and Ivey (1992) proposed the total lysine requirement to maximize egg production at 824 mg with a daily protein intake of 18.55 g. Harms and Russell (1995) reported total lysine requirement of 845 mg for maximum egg production, egg mass and egg content when daily intake of 18.07 g protein was provided. One thing we can see that the requirements determined for maximum productivity in the present study (average 925 mg) are considerably higher than those from previous researches. These results closely in accordance with recent results worked by Ekmay et al. (2013), who

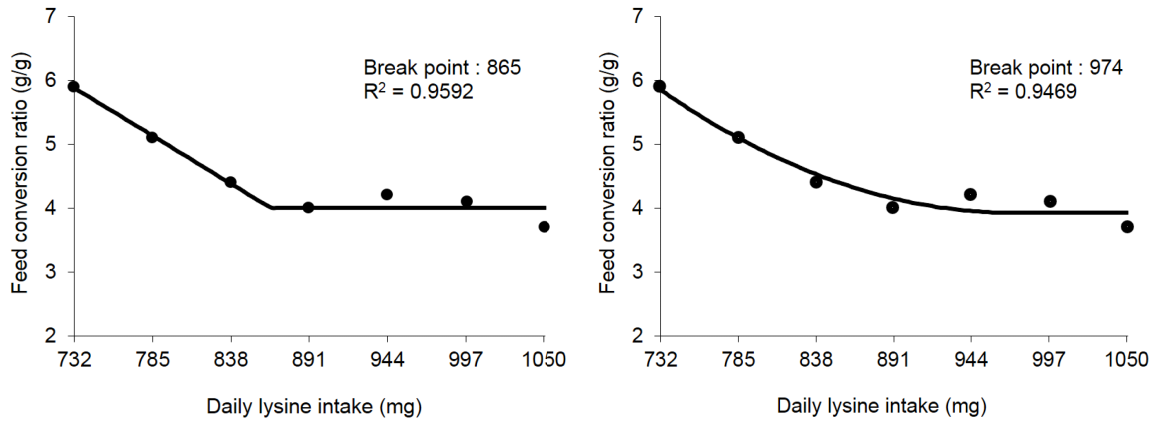


Fig. 1. Break points of feed conversion ratio (g/g) using linear- and quadratic-plateau models.

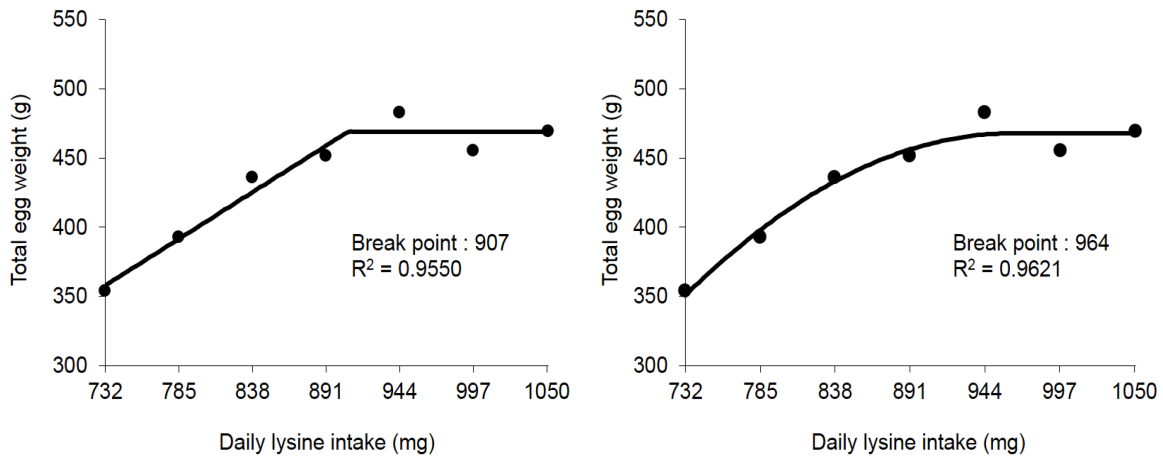


Fig. 2. Break points of total egg weight (g) using linear- and quadratic-plateau models.

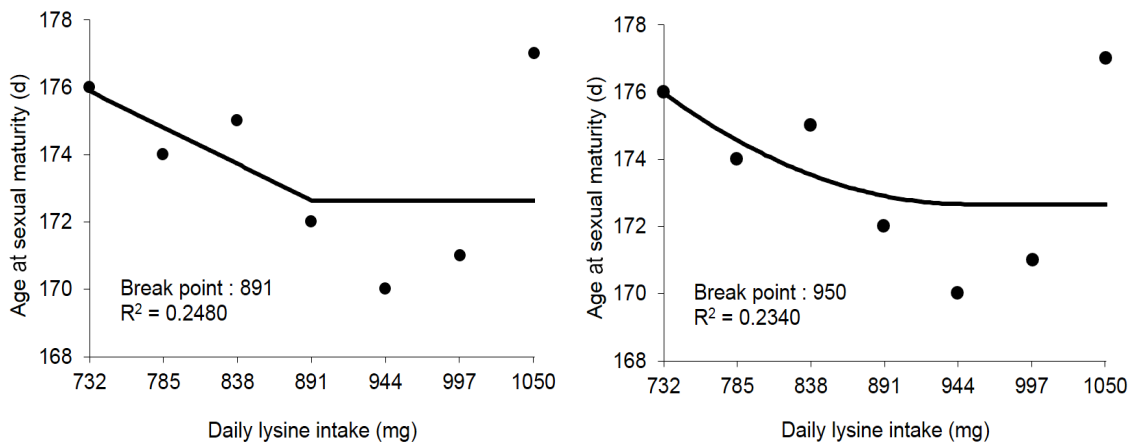


Fig. 3. Break points of age at sexual maturity (d) using linear- and quadratic-plateau models.

suggested 914 mg of digestible lysine was required for maximum product and feed per product ratio from 30 to 32 weeks

old broiler breeders using the polynomial regression model. These differences between previous (Harms and Ivey, 1992;

**Table 2.** Effect of daily lysine intake levels on broiler breeder hens' performance from 23 to 29 week of age<sup>1</sup>

Total lysine (%)	Daily lysine intake (mg/hen) <sup>2</sup>	Mean body weight (g)	Mean weekly weight gain (g)
0.55	732	3,196	109.2
0.59	785	3,104	91.2
0.63	838	3,117	115.4
0.67	891	3,146	104.7
0.71	944	3,181	113.6
0.75	997	3,086	97.5
0.79	1,050	3,177	119.0
SEM <sup>3</sup>	-	54.921	19.979
<i>P</i> -value	-	0.333	0.797

<sup>1</sup> Results are mean with 6 replicates per treatment.

<sup>2</sup> Each hens were allowed a same daily feed ration (and average 133 g per hen).

<sup>3</sup> Pooled standard error of mean.

Harms and Russell, 1995; Fisher, 1998) and recent studies of lysine requirement could be partially explained improvement of genetic potential in broiler breeders would necessarily require more nutrients (Hayes et al., 2013). The strains with greater growth rate should have higher nutrients needs for their muscle development (Havenstein et al., 2003).

Over growth at a specific age in broiler breeders has been reported likely to be reproductive organs dysfunction such as accumulation of triglyceride in the ovary, follicular dystrophy and multiple ovulation (Chen et al., 2006). As expected, with

decreasing lysine level, the age at sexual maturity was delayed in the present study. Moreover, when all hens were used in a 'Pearson correlation analysis', age at sexual maturity had negative relationships were observed with total produced egg weight (Table 3;  $r = -0.565$ ,  $P < 0.001$ ) and feed conversion ratio ( $r = -0.576$ ;  $P < 0.001$ ). It can be speculated that all diets could permit maintenance and growth, but not sexual maturity and reproductive performance.

Interestingly, hens fed 1,050 mg of lysine diet showed delayed age at sexual maturity, it may be partially explained by the possible negative impact of in excess of lysine in the diet. Robinson et al. (1993) reported relationship between body growth and reproductive efficiency were interdependent and complementary in broiler breeder hens during laying period. In this light of the possibility, failure in synchronization between growth rate and sexual maturity impeded the age at first-egg laying. However, total produced egg weight in hens fed 1050 mg of lysine diet were nearly covered for delay of sexual maturity in the present study, whereas those fed 732 and 785 mg of lysine diet showed both lower total produced egg weight and delayed sexual maturity.

## CONCLUSION

Modern broiler breeders may need more lysine than those recommended in NRC (1994). The different lysine levels in the diets may improve or impede laying performance in broiler breeder hens during early laying period. It is suggested precise dietary lysine level should be served for maximum

**Table 3.** Pearson correlation coefficients between parameters of broiler breeder hens

	Age at sexual maturity	Body weight	Egg production rate	Feed conversion ratio
Age at sexual maturity	1			
<i>P</i> -value	-			
Body weight	0.075	1		
<i>P</i> -value	0.637	-		
Egg production rate	-0.481	0.062	1	
<i>P</i> -value	0.001	0.697	-	
Feed conversion ratio	0.026	0.065	-0.576	1
<i>P</i> -value	0.871	0.684	<0.001	-

laying performance in modern broiler breeder strains.

## ACKNOWLEDGEMENT

This paper was financially supported by the research fund of Rural Development Administration, Republic of Korea (Project No. PJ011898) and the research fund of Chungnam National University.

## REFERENCES

- Andrews DK, Berry WD, Brake J 1987 Effect of lighting program and nutrition on reproductive performance of molted single comb White Leghorn hens 1, 2. *Poult Sci* 66:1298-1305.
- Baker DH 2003 13 Ideal amino acid patterns for broiler chicks. Pages 223-235 In: *Amino Acids in Animal Nutrition* 223, 2nd ed. CABI Publishers, Wallingford, UK.
- Cheema MA, Qureshi MA, Havenstein GB 2003 A comparison of the immune response of a 2001 commercial broiler with a 1957 randombred broiler strain when fed representative 1957 and 2001 broiler diets. *Poult Sci* 82:1519-1529.
- Chen SE, McMurtry JP, Walzem RL 2006 Overfeeding-induced ovarian dysfunction in broiler breeder hens is associated with lipotoxicity 1 2. *Poult Sci* 85:70-81.
- Ciacchiariello M, Gous RM 2005 To what extent can the age at sexual maturity of broiler breeders be reduced? *S Afr J Anim Sci* 35:73-82.
- Edmonds MS, Parsons CM, Baker DH 1985 Limiting amino acids in low-protein corn-soybean meal diets fed to growing chicks. *Poult Sci* 64:1519-1526.
- Ekmay RD, De Beer M, Mei SJ, Manangi M, Coon CN 2013 Amino acid requirements of broiler breeders at peak production for egg mass, body weight, and fertility. *Poult Sci* 92:992-1006.
- Fisher C 1998 Lysine: Amino acid requirements of broiler breeders. *Poult Sci* 77:124-133.
- Forte C, Moscati L, Acuti G, Mugnai C, Franciosini MP, Costarelli S, Trabalza Marinucci M 2016 Effects of dietary *Lactobacillus acidophilus* and *Bacillus subtilis* on laying performance, egg quality, blood biochemistry and immune response of organic laying hens. *J Anim Physiol Anim Nutr* 100:977-987.
- Harms RH, Ivey FJ 1992 An evaluation of the protein and lysine requirement for broiler breeder hens. *J App Poult Res* 1:308-314.
- Harms RH, Russell GB 1995 A re-evaluation of the protein and lysine requirement for broiler breeder hens. *Poult Sci* 74:581-585.
- Havenstein GB, Ferket PR, Qureshi MA 2003 Growth, livability, and feed conversion of 1957 versus 2001 broilers when fed representative 1957 and 2001 broiler diets. *Poult Sci* 82:1500-1508.
- Hayes BJ, Lewin HA, Goddard ME 2013 The future of livestock breeding: Genomic selection for efficiency, reduced emissions intensity, and adaptation. *Trends Gene* 29:206-214.
- Jacome IMTD, Rossi LA, Borille R 2014 Influence of artificial lighting on the performance and egg quality of commercial layers: A review. *Rev Bras Cienc Avic* 16:337-344.
- Li K, Ningbo Z, Yujie Z, Huaxiang Y, Hui T, Changsuo Y, Hui W, Yunliang J 2012 Molecular characterization and identification of a novel polymorphism of 200 bp indel associated with age at first egg of the promoter region in chicken follicle-stimulating hormone receptor (FSHR) gene. *Mol Biol Rep* 39:2967-2973.
- Miclea V, Ladosi D, Ladosi I, Zahan M. 2002 The influence of inducing early reproductive activity in young hens and roosters of egg-laying type breed. *J Cent Eur Agric* 3:353-362.
- National Research Council 1994 *Nutrient Requirements of Poultry* 9<sup>th</sup> revised National Academy Press, Washington, DC.
- Pesti GM, Vedenov D, Cason JA, Billard L 2009 A comparison of methods to estimate nutritional requirements from experimental data. *Brit Poult Sci* 50:16-32.
- Renema RA, Robinson FE, Proudman JA, Newcombe M, McKay RI 1999 Effects of body weight and feed allocation during sexual maturation in broiler breeder hens. 2. Ovarian morphology and plasma hormone profiles. *Poult Sci* 78:629-639.
- Robinson FE, Wilson JL 1996 Reproductive failure in overweight male and female broiler breeders. *Anim Feed Sci*

Technol 58:143-150.

Robinson FE, Wilson JL, Yu MW, Fassenko GM, Hardin RT  
1993 The relationship between body weight and reproductive efficiency in meat-type chickens. Poultry Sci 72:912-922.  
Tolkamp BJ, Sandilands V, Kyriazakis I 2005 Effects of qualitative feed restriction during rearing on the performance

of broiler breeders during rearing and lay. Poultry Sci 84: 1286-1293.

---

Received Sep. 25, 2017, Revised Dec. 27, 2017, Accepted Dec. 27, 2017