

Research Article

Algae 2014, 29(3): 217-225

<http://dx.doi.org/10.4490/algae.2014.29.3.217>

Open Access



Development of a sustainable land-based *Gracilaria* cultivation system

Jang K. Kim^{1,*} and Charles Yarish²

¹Department of Marine Sciences, University of Connecticut, 1 University Place, Stamford, CT 06901, USA

²Department of Ecology and Evolutionary Biology, University of Connecticut, 1 University Place, Stamford, CT 06901, USA

Land-based seaweed (*Gracilaria*) cultivation systems may provide products with high quality and biosafety for human consumption, as well as for other high value applications. However, a limitation for this land based system is high management costs. The objective of this study was to determine if the management costs for *Gracilaria* cultivation can be reduced without a decrease in productivity by using CO₂ injection along with a high stocking density and high photosynthetically active radiation (PAR), and commercially available fertilizers. When *Gracilaria tikvahiae* was cultivated at a high stocking density and high PAR, coupled with CO₂ enhancement, the productivity was significantly higher than that at a lower stocking density, low light without CO₂ injection. We also found that *G. tikvahiae* grown in a medium of commercially available fertilizer (Jack's Special, JS) showed a similar growth rate and productivity to that grown in von Stosch's enriched (VSE) seawater, while the cost for JS media is only 2% of the cost for VSE. These results suggest that CO₂ injection and commercial fertilizer may be a potential way to provide sustainability in land-based *Gracilaria* cultivation systems.

Key Words: carbon dioxide; fertilizer; *Gracilaria*; land based aquaculture; nutrients, sustainability

INTRODUCTION

Gracilaria is one of the world's most cultivated seaweeds with over 0.8 million tons of annual production and nearly \$160 million annual values (Food and Agriculture Organization of the United Nations 2014). Most of the biomass is used in the phycocolloid industry as the main source of food grade agar (Pereira and Yarish 2008) and as a feed for animals (Qi et al. 2010, Johnson et al. submitted). *Gracilaria* contributes approximately 66% of the total agar production (Pereira and Yarish 2008). *Gracilaria* has been cultivated mainly in three different ways, including open water, pond or tank cultures (Hanisak 1987, Abreu et al. 2011, Kim et al. 2014). In general, both open water and pond cultures require a nursery (tank culture) system to provide sufficient seedstock through vegetative propagation. One important advantage of tank cultiva-

tion is the ease of controlling the culture system (Pereira et al. 2013). This ensures that production meets high quality standards and biosafety for human consumptions, as well as for other high value applications such as cosmetic or pharmaceutical products. A limitation for tank culture, however, is high management costs (Hanisak and Ryther 1984, Caines et al. 2014).

One way to overcome this challenge is to cultivate seaweed at high stocking densities. However, Lapointe and Ryther (1979) reported that the pH in culture tanks of *Gracilaria tikvahiae* when grown at a high stocking density increased to ca. 9.0, which resulted in the reduction of yields. Studies on *Chondrus crispus* revealed that the first inorganic element to be depleted in tank cultures is inorganic carbon, due to rapid absorption of CO₂/HCO₃⁻



This is an Open Access article distributed under the terms of the Creative Commons Attribution Non-Commercial License (<http://creativecommons.org/licenses/by-nc/3.0/>) which permits unrestricted non-commercial use, distribution, and reproduction in any medium, provided the original work is properly cited.

Received April 10, 2014, Accepted August 26, 2014

*Corresponding Author

E-mail: jang.kim@uconn.edu

Tel: +1-203-251-8530, Fax: +1-203-251-8592

by *C. crispus*, which resulted in a rapid rise in pH to values of 9-9.5. At this pH photosynthesis becomes grossly impaired because of carbon limitation (Craigie and Shacklock 1989). It is known that inorganic carbon is limiting, dependent on the seawater pH in intensively cultured tanks of *G. tikvahiae* (DeBusk and Ryther 1984). Bidwell and McLachlan (1985) reported that 1 g of fresh weight of *G. tikvahiae* placed in 100 mL of aerated sea water resulted in rapid reduction of dissolved inorganic carbon from 2.1 to 0.19 mM in 2 h.

When cultivated in a flow through system (55 L tanks at a stocking density of 2-4 g L⁻¹), the highest yield of *G. tikvahiae* was found at conditions with vigorous aeration and rapid exchange of nutrient enriched seawater (no carbon, nitrogen or phosphorus limitation, or pH increase). The biomass yield was directly proportional to the seawater exchange rate (Lapointe and Ryther 1978, Hanisak 1987, Abreu et al. 2011). However, supplying high seawater exchange rates is very energy-intensive (Hanisak and Ryther 1984). Indeed, pumping seawater to provide high seawater exchange rates is the single most expensive operating cost for any land-based cultivation system (Huguenin 1976, Abreu et al. 2011).

In a land based integrated multi-trophic aquaculture (IMTA) system growing *C. crispus* and *Palmaria palmata* in Atlantic halibut effluent, pH was maintained at a low level (7.2-7.9) even at a high stocking density 40 g L⁻¹ (Kim et al. 2013a, Corey et al. 2014). This result suggests that a land based IMTA system could be a good way to resolve the pH problem. Fish effluent also provide sufficient nutrients for the growth of seaweed (Neori et al. 2000, Martínez-Aragón et al. 2002, Matos et al. 2006, Kim et al. 2007, Corey et al. 2013). The use of fish effluent for seaweed cultivation requires that particulate matter be filtered before entering the seaweed tanks. This requires installation and maintenance costs for the filter system. In addition, seaweed grown in fish effluent may not be marketable directly for human consumption due to heavy loads of sediments, feces and fouling epiphytes. For example, in Hawaii, *Gracilaria* cultured in shrimp farm effluent drainage ditches or in tanks with finfish effluent from milkfish (*Chanos chanos*) or mullet (*Mugil cephalus*) were transferred to clean water on the south reef of Molokai (an island in Hawaii) for a 1-2 week depuration period before harvest (Nagler et al. 2003, Ryder et al. 2004).

An alternative way to overcome costs associated with tank cultivation systems is to use cost efficient resources, such as injecting CO₂ and using commercial fertilizers. Addition of CO₂ is a common method to regulate pH, thereby preventing carbon limitation. Previous studies

showed CO₂ enhancement led to increased growth in *Gracilaria* (Gao et al. 1993), *Chondrus* (Craigie and Shacklock 1989), and *Porphyra* (Friedlander and Levy 1995, Israel et al. 1999, Friedlander 2001, Figueroa et al. 2010). The commonly used nutrient media for indoor cultivation of red seaweeds is von Stosch enrichment medium (VSE) (Corey et al. 2012, Kim et al. 2012, 2013b, Redmond et al. 2014). VSE contains several important nutrients including nitrate, phosphate, iron, manganese, EDTA, and vitamins (vitamin B₁₂, thiamine, and biotin). However, VSE is not applicable for commercial scale seaweed cultivation due to its high material and preparation costs. In the present study, we evaluated whether or not CO₂ injection, coupled with high photosynthetically active radiation (PAR) and high stocking density, could enhance *G. tikvahiae* production. We also evaluated two commercially available fertilizers to determine if the management costs for *Gracilaria* cultivation can be reduced without a decrease in productivity.

MATERIALS AND METHODS

Effects of CO₂ injection

G. tikvahiae McLachlan (GT-MA₅-ST₂) used in this study was in unialgal culture at the Marine Biotechnology Laboratory of the University of Connecticut at Stamford. The strain of *G. tikvahiae* was originally collected from Waquoit Bay, MA (70°34'41.32" N, 70°31'36.23" W). *G. tikvahiae* thalli were isolated and vegetative propagated in the laboratory. This *Gracilaria* strain was genetically typed per the techniques of Nettleton et al. (2013). *G. tikvahiae* thalli (approximately 5 cm in length) were cultured in 1 L flasks at 20°C, 30 ppt of salinity, and 12 : 12 L : D photoperiod for 3 weeks. Two PAR conditions (optimal PAR, 100 μmol m⁻² s⁻¹; Bird et al. 1979 vs. 250 μmol m⁻² s⁻¹) were used to determine if the higher PAR can reduce the self-shading effect when cultivated at a higher stocking density. The medium used in the experiments was VSE seawater (von Stosch 1963; as modified by Ott 1965). Seawater was autoclaved prior to VSE addition. The stocking densities included low (0.5 g L⁻¹) and high (10 g L⁻¹). CO₂ (Part #: CD FG50; Airgas, Radnor, PA, USA) was added to half of the cultures to regulate pH levels in the culture medium to approximately 8.0 (± 0.2), while controls remained without addition of CO₂. Each flask was aerated with the appropriate pCO₂ level of air, which was mixed in 13 L Pyrex jars by combining filtered ambient air and varying levels of CO₂. All thalli were acclimated at the

same conditions for 7 days prior to the experiment. The experimental design is a split-split plot design with PAR as the main plot, stocking density as the sub-plot and CO₂ addition as the sub-sub plot (n = 5).

The culture medium was changed every other day to avoid nutrient depletion. At 1-week intervals, all of the biomass in each culture vessel was weighed for growth and productivity analyses. The biomass in each flask, with approximately 5 cm long branches, was restored to the initial stocking density each week. Samples were taken for dry weight and tissue analysis. For the analysis of tissue nitrogen (N) and carbon (C) contents, samples were dried in an oven at 55°C to constant weight (ca. 48 h) and later ground to a uniform powder (Model MM200 Grinder; Retsch, Haan, Germany). The powder was analyzed using a Perkin Elmer 2400 series II CHNS/O elemental analyzer (Perkin Elmer, Wellesley, MA, USA).

Effects of commercial fertilizers

Due to limitations in seedstock of *G. tikvahiae* strain of GT-MA₅-ST₂, another unialgal and molecularly identical strain was used in this experiment (Nettleton et al. 2013). *G. tikvahiae* (G-RI-ST₁; originally collected from Potters Pond, RI (41°23'45.36" N, 71°32'12.52" W) was cultivated in 1 L flasks at 20°C, 30 ppt of salinity, 100 μmol m⁻² s⁻¹ of PAR and 12 : 12 L : D photoperiod for 3 weeks. Since vitamins are included in VSE but not in commercially available fertilizers, five media conditions were utilized: 1) VSE, 2) Jack's Special only (JS; N : P : K, 21 : 8 : 18; product #77440; J. R. Peters, Inc., Allentown, PA, USA), 3) JS with

vitamins (JSV), 4) Miracle-Gro only (MG; N : P : K, 24 : 8 : 16; The Scotts Miracle-Gro Co., Marysville, OH, USA), and 5) MG with vitamins (MGV). The stocking density was maintained at 2 g L⁻¹. Total nitrogen and phosphorus concentrations in each medium were adjusted to be the same as those in VSE (500 μM and 30-39 μM, respectively) (Table 1). However, the nitrogen sources were different in each medium (VSE, 100% NO₃; JS, 41% NH₃ and 59% NO₃; MG, 15% NH₃ and 85% urea). The experimental design was a randomized complete block design with nutrients as the factor. All other conditions and measurements were same as above in the 'effects of CO₂ injection.'

Statistical analysis

For the 'effects of CO₂ injection' experiments, repeated measures ANOVA ($\alpha = 0.05$) was used to analyze growth and productivity. For this analysis, time was the within-subject factor; PAR, CO₂, and stocking density were between-subject factors. Repeated measures ANOVA ($\alpha = 0.05$) was also used to analyze growth in the 'effects of commercial fertilizers' experiments. For the analysis of tissue N and C contents and C : N ratio, two-way or one-way ANOVA was used for the 'effects of CO₂ injection' experiments and the 'effects of commercial fertilizers' experiments, respectively. Tukey's HSD analysis ($\alpha = 0.05$) was used as a *post hoc* test to determine pairwise comparison probabilities between treatment level means. All analyses were conducted using IBM SPSS Statistics ver. 20 (IBM, Armonk, NY, USA).

Table 1. Nutrient concentrations in different culture media used in the present study

Nutrient (μM)	VSE	JS	MG
Nitrogen	500 (NO ₃ ⁻ only)	500 (41% NH ₃ and 59% NO ₃ ⁻)	500 (15% NH ₃ and 85% urea)
Phosphorus	30	39	34
Iron	1	0.6	0.8
Manganese	10	0.3	0.3
EDTA	10	-	-
Vitamins	Yes	-	-
Potassium	-	127	88.9
Boron	-	0.6	0.5
Copper	-	0.04	0.3
Molybdenum	-	0.034	0.001
Zinc	-	0.05	0.03
Magnesium	-	0.07	-

VSE, von Stosch's enriched seawater; JS, Jack's Special (N-P-K, 21-8-18; product #77440; J. R. Peters, Inc., Allentown, PA, USA); MG, Miracle-Gro (N-P-K, 24-8-16; The Scotts Miracle-Gro Co., Marysville, OH, USA).

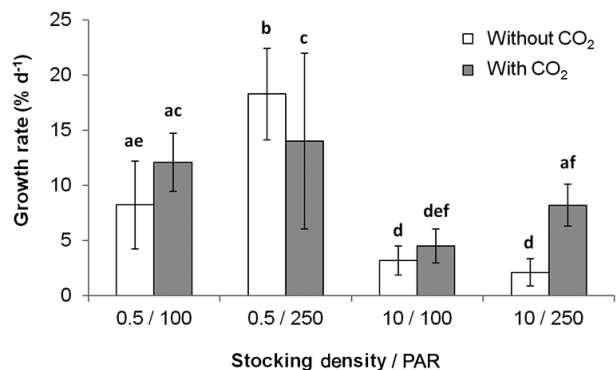


Fig. 1. Comparison of growth rates of *Gracilaria tikvahiae* grown at different stocking densities (0.5 g L⁻¹ vs. 10 g L⁻¹), photosynthetically active radiation (PAR) (100 μmol m⁻² s⁻¹ vs. 250 μmol m⁻² s⁻¹) with or without CO₂ injection. Error bars represent standard deviation. Different letters indicate significant difference at the 0.05 level.

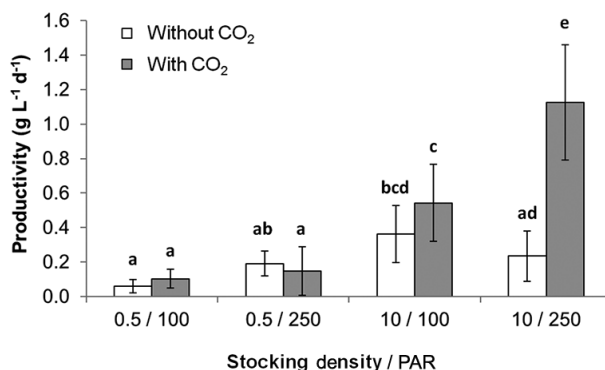


Fig. 2. Comparison of productivity of *Gracilaria tikvahiae* grown at different stocking densities (0.5 g L⁻¹ vs. 10 g L⁻¹), photosynthetically active radiation (PAR) (100 μmol m⁻² s⁻¹ vs. 250 μmol m⁻² s⁻¹) with or without CO₂ injection. Error bars represent standard deviation. Different letters indicate significant difference at the 0.05 level.

RESULTS

Effects of CO₂ injection

All three variables (stocking density, light, and CO₂), and all combinations of these variables, except for PAR × CO₂, significantly affected the growth rate and productivity of *G. tikvahiae* (Table 2). The highest growth rate was observed at 0.5 g of stocking density and 250 μmol

m⁻² s⁻¹ of PAR without CO₂ injection (18.28% d⁻¹) (Fig. 1). As a group, low stocking density had a higher growth rate (13.16% d⁻¹) than a high stocking density (4.51% d⁻¹) regardless of other conditions. However, *Gracilaria* at the high stocking density was 4.5 times more productive (0.57 g L⁻¹ d⁻¹) than lower stocking density cultures (0.13 g L⁻¹ d⁻¹) (Fig. 2). In addition, with all other factors held constant, high stocking density cultures at high PAR receiving CO₂ addition (1.13 g L⁻¹ d⁻¹) were 2.1 times as productive as

Table 2. Effect of CO₂ injection and commercial fertilizers on growth rate (% d⁻¹), productivity (g L⁻¹ d⁻¹), tissue carbon and nitrogen (% DW), and carbon : nitrogen ratio

Experiments	Measurement	Variable	df	F-value	p-value
Effects of CO ₂	Growth	Stocking density (SD)	1	159.495	<0.001
		PAR	1	28.256	<0.001
		CO ₂	1	6.546	0.012
		SD × PAR	1	11.572	0.001
		SD × CO ₂	1	8.175	0.005
		PAR × CO ₂	1	1.536	0.218
		SD × PAR × CO ₂	1	22.178	<0.001
		Productivity	1	193.661	<0.001
	Productivity	PAR	1	24.758	<0.001
		CO ₂	1	71.951	<0.001
		SD × PAR	1	4.867	0.029
		SD × CO ₂	1	71.416	<0.001
		PAR × CO ₂	1	24.237	<0.001
		SD × Light × CO ₂	1	39.988	<0.001
Effects of fertilizer	Growth	Fertilizer	4	9.966	<0.001
	Productivity	Fertilizer	4	9.328	<0.001
	Tissue C	Fertilizer	4	30.369	<0.001
	Tissue N	Fertilizer	4	23.200	<0.001
	C : N	Fertilizer	4	81.288	<0.001

Boldface text indicates significant difference.
PAR, photosynthetically active radiation.

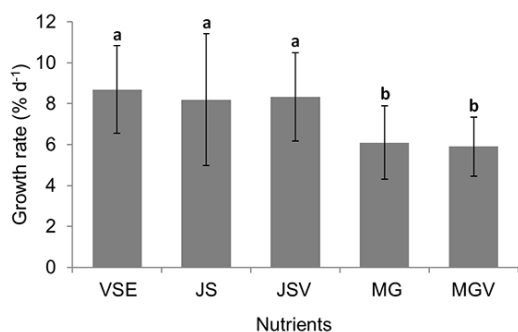


Fig. 3. Comparison of growth rates of *Gracilaria tikvahiae* grown at different fertilizers. VSE, von Stosch enrichment media; JS, Jack's Special only (N : P : K, 21 : 8 : 18); JSV, JS with vitamins; MG, Miracle-Gro only (N : P : K, 24 : 8 : 16); MGV, MG with vitamins. Error bars represent standard deviation. Different letters indicate significant difference at the 0.05 level.

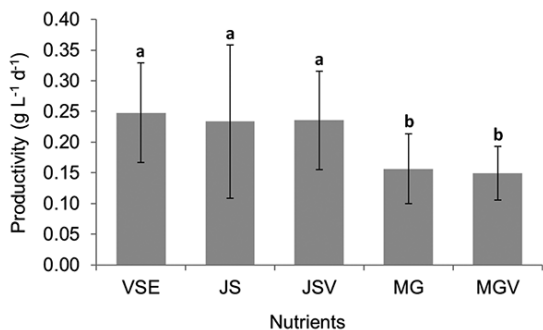


Fig. 4. Comparison of productivity of *Gracilaria tikvahiae* grown at different fertilizers. VSE, von Stosch enrichment media; JS, Jack's Special only (N : P : K, 21 : 8 : 18); JSV, JS with vitamins; MG, Miracle-Gro only (N : P : K, 24 : 8 : 16); MGV, MG with vitamins. Error bars represent standard deviation. Different letters indicate significant difference at the 0.05 level.

those receiving a low PAR ($0.54 \text{ g L}^{-1} \text{ d}^{-1}$). When considering both high stocking density and high PAR, the effect of CO_2 addition yielded productivity rates 4.8 times greater than the cultures under the same conditions without CO_2 injection (Fig. 2). Tissue C and N contents, and C : N ratio were not significantly different at different conditions ($p > 0.05$). The values were 27.7-31.2% DW for C, 2.9-3.6% DW for N, and 8.5 : 1-10.5 : 1 for C : N, respectively (data not shown).

Effects of commercial fertilizers

All metrics (growth, productivity, tissue C and N contents, and C : N ratio) were significantly affected by nutrient conditions ($p < 0.001$) (Table 2). Vitamins did not af-

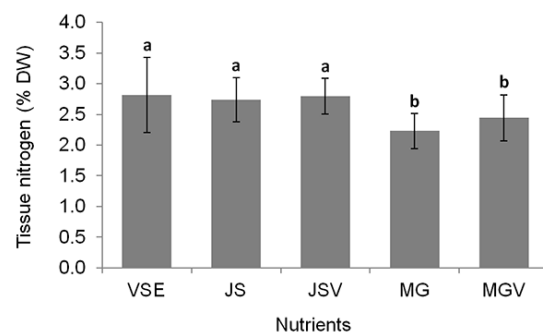


Fig. 5. Comparison of tissue nitrogen (N) of *Gracilaria tikvahiae* grown at different fertilizers. VSE, von Stosch enrichment media; JS, Jack's Special only (N : P : K, 21 : 8 : 18); JSV, JS with vitamins; MG, Miracle-Gro only (N : P : K, 24 : 8 : 16); MGV, MG with vitamins. Error bars represent standard deviation. Different letters indicate significant difference at the 0.05 level.

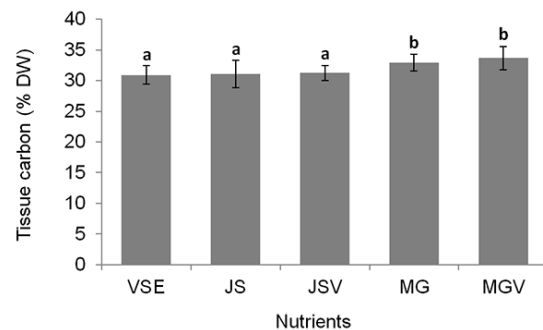


Fig. 6. Comparison of tissue carbon (C) of *Gracilaria tikvahiae* grown at different fertilizers. VSE, von Stosch enrichment media; JS, Jack's Special only (N : P : K, 21 : 8 : 18); JSV, JS with vitamins; MG, Miracle-Gro only (N : P : K, 24 : 8 : 16); MGV, MG with vitamins. Error bars represent standard deviation. Different letters indicate significant difference at the 0.05 level.

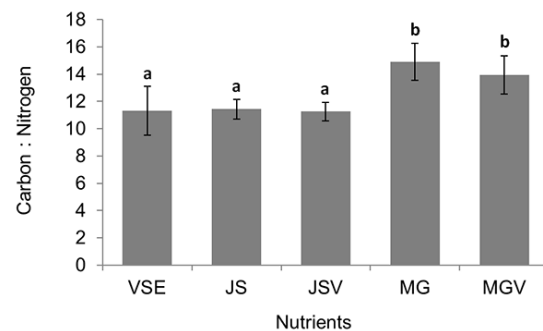


Fig. 7. Comparison of C : N ratio of *Gracilaria tikvahiae* grown at different fertilizers. VSE, von Stosch enrichment media; JS, Jack's Special only (N : P : K, 21 : 8 : 18); JSV, JS with vitamins; MG, Miracle-Gro only (N : P : K, 24 : 8 : 16); MGV, MG with vitamins. Error bars represent standard deviation. Different letters indicate significant difference at the 0.05 level.

fect any of metrics ($p < 0.001$). *Gracilaria* showed similar responses to VSE, JS, or JSV in all metrics while the plants grown in MG, and MGV had significantly lower values for these metrics (Figs 3-5). The average growth rate (on average $8.4\% \text{ d}^{-1}$) and productivity (on average $0.24 \text{ g L}^{-1} \text{ d}^{-1}$) of *Gracilaria* grown in VSE, JS, and JSV were 29% and 36%, respectively, higher than those in MG and MGV ($6.0\% \text{ d}^{-1}$ of growth rate and $0.16 \text{ g L}^{-1} \text{ d}^{-1}$ of productivity). The relative tissue N content was also on average 16% higher in VSE, JS, and JSV (on average 2.78% DW) than that in MG and MGV (on average 2.34% DW). However, the tissue C content and C : N ratio were higher in MG and MGV (on average 33.29% DW and 14.4 : 1, respectively) than the other three conditions (on average 31.08% DW and 11.3 : 1, respectively) (Figs 6 & 7).

DISCUSSION

Our study demonstrated that the use of high stocking density and high PAR, coupled with CO_2 enhancement, may be most efficacious option to optimize productivity of *G. tikvahiae* in land-based nursery cultivation systems. Seaweed with a high stocking density is usually self-shading, therefore reducing photosynthetic and growth rates of the seaweed (Kim et al. 2013a, Corey et al. 2014). This could result in the reduction of growth, and therefore the reduction of production. In the present study, however, although the low stocking density showed a higher growth rate of *Gracilaria* than at a higher stocking density, the productivity at the higher stocking density greatly exceeded that at the lower stocking density. At the high PAR, CO_2 injection and high stocking density, productivity was nearly 6 times higher than that at the most rapidly growing lower stocking density condition. This combination also out-produced its control group without receiving additional CO_2 by a factor of 4.8.

The primary cause for the significant productivity increase in the CO_2 enhanced high stocking density, high PAR group, was probably due to increased carbon availability for photosynthesis (Lapointe and Ryther 1979). The productivity of the high stocking density high PAR without additional CO_2 was only one fifth of that of the CO_2 enhanced, high stocking density, high PAR group. This result suggests that carbon limitation, and therefore reduction of photosynthesis, was the cause for this difference. Such an explanation is consistent where lower growth rates were observed at pH levels above 9.0 (DeBusk and Ryther 1984). Evidence for this is that in the present study, the observed pH range of the lower stocking density, under

PAR of $250 \mu\text{mol m}^{-2} \text{ s}^{-1}$, was 8.3 to 8.9. The growth rates at this lower stocking density at high PAR were not significantly affected by CO_2 addition, suggesting carbon limitation was not an issue for this group. At the higher stocking density cultures without CO_2 injection, the pH was in the range of 9.1-9.6. High alkalinity causes trace elements such as iron to form less soluble metal hydroxides (Bidwell and McLachlan 1985), thus decreasing the bio-availability of essential nutrients needed to sustain long-term high productivity (Craigie and Shacklock 1989). In *Chondrus crispus*, a pH above 9.0 induced necrosis after 14 days (Simpson et al. 1978).

We also found that a commercially available fertilizer, Jack's Special (N : P : K, 21 : 8 : 18; product #77440; J. R. Peters, Inc.) can replace VSE to grow *Gracilaria* in land based cultivation systems. The *Gracilaria* cultivated in the medium with JS fertilizer grew as well as the plant in VSE. The growth rates and productivities of *G. tikvahiae* in VSE, JS, and JSV were similar, $8.2\text{-}8.7\% \text{ d}^{-1}$ of growth rates and $0.23\text{-}0.25 \text{ g L}^{-1} \text{ d}^{-1}$ of productivity, respectively, while the growth rates and productivities at MG and MGV were significantly lower than those in other conditions. It was probably because of a higher portion of urea in MG. Organic N, including urea, may contribute substantially to macroalgal N demand; however, the uptake rate of urea by seaweeds including *Gracilaria vermiculophylla* is low (Phillips and Hurd 2004, Tyler et al. 2005). This might have caused the slower growth and lower tissue N contents in *G. tikvahiae* with MG and MGV than with VSE, JS, and JSV. Vitamins did not show any significant effect on the growth and productivities of this species. When the price of each medium was compared, JS proved to be the least expensive ($\$0.1$ per m^3 of medium) than VSE ($\$16.23$) (Table 3). Although the costs for vitamins were

Table 3. Comparison of medium price

Medium	Price of medium (US\$ m^{-3})
VSE	16.23 (4.91)
JS	0.10
JSV	11.14
MG	0.12
MGV	11.14

VSE, von Stosch enrichment media; JS, Jack's Special only (N : P : K, 21 : 8 : 18); JSV, JS with vitamins; MG, Miracle-Gro only (N : P : K, 24 : 8 : 16); MGV, MG with vitamins.

The value in parenthesis represents the price of VSE without vitamins. These estimates were based only on the costs for fertilizer or chemicals without considering the costs for seawater or labor. The costs for chemicals for VSE were based on price information from Sigma-Aldrich (St. Louis, MO, USA) and Fisher Scientific (Pittsburgh, PA, USA).

removed from VSE, the cost for JS media is still 2% of the cost for VSE without vitamins.

Commercial fertilizers have been used in small scale seaweed cultivation research or on an industrial scale (Enright and Craigie 1981, Tyler et al. 2005, Alan Critchley, Acadian Seaplants Ltd. personal communication). However, most of these studies, if not all, did not provide detailed information on the commercial fertilizers used in their studies. It is probably because the studies formulated their own mixture of nutrients, and / or the formulation was proprietary. The two fertilizers tested in this study can be easily purchased off the shelf (e.g., Home Depot, Atlanta, GA, USA; Lowes, Mooresville, NC, USA; or garden supply stores, etc.) or online (e.g., <http://www.jrpeters.com>; <http://www.miraclegro.com>). The findings from this study suggest a potential use of a commercially available fertilizer (e.g., JS) in land-based *Gracilaria* cultivation systems.

The present study showed that CO₂ injection improved the productivity of *Gracilaria* and that a commercial fertilizer can replace the expensive chemical based nutrients in land-based *Gracilaria* cultivation systems. Combining high stocking densities of *Gracilaria* and high irradiance, would maximize the utilization of space and energy. It is important to note that the findings from this study were based on one liter scale experiments using fluorescent light. To apply the finding from this study to large scale cultivation systems, there may be technical and / or economic challenges. LED lighting or ambient sunlight is the most cost efficient source of light for indoor or outdoor, respectively. When different sources of light were used, the optimal PAR conditions must be determined for each light source. It is also important to determine appropriate cultivation conditions (e.g., an optimal stocking density, media change frequency, aeration, etc.) to avoid any potential negative impact of waste (unused fertilizer) to local environments. An appropriate CO₂ injection method must also be determined based on the cultivation system (e.g., tank or pond) (Craigie and Shacklock 1989). There is also a need to study the economic analysis for CO₂ addition. One way to reduce the costs for CO₂ is using the CO₂ from power plants or industrial processes (Mata et al. 2010). Inorganic nutrients have been primarily used in land based *Gracilaria* cultivation systems. However, organic fertilizers can even enhance the economic value of products and maybe enable the *Gracilaria* product to receive an organic food designation (Harrison 2008).

ACKNOWLEDGEMENTS

The authors are grateful to Sena Gong and Philip Speirs in the Marine Biotechnology Laboratory of the University of Connecticut at Stamford for their assistance in experiments. We also thank Scott Lindell at The Marine Biological Laboratory, Woods Hole, MA, for his invaluable discussions and assistance throughout the duration of the project. This study was supported by the U.S. EPA Long Island Sound Study's Long Island Sound Futures Fund, New York State Attorney General's Bronx River Watershed Initiative Grant Program, National Fish and Wildlife Foundation (NFWF/Legacy Grant Project IDs: 1401.10.024266 and 8012.08.030370), Connecticut Sea Grant College Program (R/A-38), Woods Hole Sea Grant College Programs (NA10OAR4170083), United States – Israel Binational Agricultural Research and Development Fund (BARD; US-4599-13 R) and 2012 Summer Undergraduate Research Fund (SURF) by University of Connecticut Office of Undergraduate Research.

REFERENCES

- Abreu, M. H., Pereira, R., Yarish, C., Buschmann, A. H. & Sousa-Pinto, I. 2011. IMTA with *Gracilaria vermiculophylla*: productivity and nutrient removal performance of the seaweed in a land-based pilot scale system. *Aquaculture* 312:77-87.
- Bidwell, R. G. S. & McLachlan, J. 1985. Carbon nutrition of seaweeds: photosynthesis, photorespiration and respiration. *J. Exp. Mar. Biol. Ecol.* 86:15-46.
- Bird, N. L., Chen, L. C. -M. & McLachlan, J. 1979. Effects of temperature, light and salinity on growth in culture of *Chondrus crispus*, *Furcellaria lumbricalis*, *Gracilaria tikvahiae* (Gigartinales, Rhodophyta), and *Fucus serratus* (Fucales, Phaeophyta). *Bot. Mar.* 22:521-528.
- Caines, S., Manríquez-Hernández, J. A., Duston, J., Corey, P. & Garbary, D. J. 2014. Intermittent aeration affects the bioremediation potential of two red algae cultured in finfish effluent. *J. Appl. Phycol.* Advanced online publication. <http://dx.doi.org/10.1007/s10811-014-0247-0>.
- Corey, P., Kim, J. K., Duston, J. & Garbary, D. J. 2014. Growth and nutrient uptake by *Palmaria palmata* integrated with Atlantic halibut in a land-based aquaculture system. *Algae* 29:35-45.
- Corey, P., Kim, J. K., Duston, J., Garbary, D. J. & Prithiviraj, B. 2013. Bioremediation potential of *Palmaria palmata* and *Chondrus crispus* (Basin Head): effect of nitrate and ammonium ratio as nitrogen source on nutrient remov-

- al. J. Appl. Phycol. 25:1349-1358.
- Corey, P., Kim, J. K., Garbary, D. J., Prithviraj, B. & Duston, J. 2012. Cultivation of red macroalgae for potential integration with Atlantic halibut: effects of temperature and nitrate concentration on growth and nitrogen removal. J. Appl. Phycol. 24:441-448.
- Craigie, J. S. & Shacklock, P. F. 1989. Culture of Irish moss. In Boghen, A. D. (Ed.) *Cold-Water Aquaculture in Atlantic Canada*. Canadian Institute for Research on Regional Development, University of Moncton, Moncton, NB, pp. 241-270.
- DeBusk, T. A. & Ryther, J. H. 1984. Effects of seawater exchange, pH and carbon supply on the growth of *Gracilaria tikvahiae* (Rhodophyceae) in large-scale cultures. Bot. Mar. 27:357-362.
- Enright, C. T. & Craigie, J. S. 1981. Effects of temperature and irradiance on growth and respiration of *Chondrus crispus* Stackh. In Levring, T. (Ed.) Proc. 10th Int. Seaweed Symp., Walter de Gruyter, Berlin, pp. 271-276.
- Figueroa, F. L., Israel, A., Neori, A., Martínez, B., Malta, E. J., Put, A., Inken, S., Marquardt, R., Abdala, R. T. & Korbee, N. 2010. Effect of nutrient supply on photosynthesis and pigmentation to short-term stress (UV radiation) in *Gracilaria conferta* (Rhodophyta). Mar. Pollut. Bull. 60:1768-1778.
- Food and Agriculture Organization of the United Nations. 2014. Global Aquaculture Production. Available from: <http://www.fao.org/fishery/statistics/global-aquaculture-production/en>. Accessed Jul 7, 2014.
- Friedlander, M. 2001. Inorganic nutrition in pond cultivated *Gracilaria conferta* (Rhodophyta): nitrogen, phosphate and sulfate. J. Appl. Phycol. 13:279-286.
- Friedlander, M. & Levy, I. 1995. Cultivation of *Gracilaria* in outdoor tanks and ponds. J. Appl. Phycol. 7:315-324.
- Gao, K., Aruga, Y., Asada, K. & Kiyohara, M. 1993. Influence of enhanced CO₂ on growth and photosynthesis of the red algae *Gracilaria* sp. and *G. chilensis*. J. Appl. Phycol. 5:563-571.
- Hanisak, M. D. 1987. Cultivation of *Gracilaria* and other macroalgae in Florida for energy production. In Bird, K. T. & Benson, P. H. (Eds.) *Seaweed Cultivation for Renewable Resources*. Elsevier, New York, pp. 191-218.
- Hanisak, M. D. & Ryther, J. H. 1984. Cultivation biology of *Gracilaria tikvahiae* in the United States. Hydrobiologia 116/117:295-298.
- Harrison, K. L. 2008. Organic plus: regulating beyond the current organic standards. 25 Pace Envtl. L. Rev. 211-234. Available from: <http://digitalcommons.pace.edu/pelr/vol25/iss1/5>. Accessed Jul 7, 2014.
- Huguenin, J. E. 1976. An examination of problems and potentials for future large-scale intensive seaweed culture systems. Aquaculture 9:313-342.
- Israel, A., Katz, S., Dubinsky, Z., Merrill, J. E. & Friedlander, M. 1999. Photosynthetic inorganic carbon utilization and growth of *Porphyra linearis* (Rhodophyta). J. Appl. Phycol. 11:447-453.
- Kim, J. K., Duston, J., Corey, P. & Garbary, D. J. 2013a. Marine finfish effluent bioremediation: effects of stocking density and temperature on nitrogen removal capacity of *Chondrus crispus* and *Palmaria palmata* (Rhodophyta). Aquaculture 414/415:210-216.
- Kim, J. K., Kraemer, G. P., Neefus, C. D., Chung, I. K. & Yarish, C. 2007. Effects of temperature and ammonium on growth, pigment production and nitrogen uptake by four species of *Porphyra* (Bangiales, Rhodophyta) native to the New England coast. J. Appl. Phycol. 19:431-440.
- Kim, J. K., Kraemer, G. P. & Yarish, C. 2012. Metabolic plasticity of nitrogen assimilation by *Porphyra umbilicalis* (Linnaeus) Kützing. J. Ocean Univ. China 11:517-526.
- Kim, J. K., Kraemer, G. P. & Yarish, C. 2013b. Emersion induces nitrogen release and alteration of nitrogen metabolism in the intertidal genus *Porphyra*. PLoS One 8:e69961.
- Kim, J. K., Kraemer, G. P. & Yarish, C. 2014. Field scale evaluation of seaweed aquaculture as a nutrient bioextraction strategy in Long Island Sound and the Bronx River Estuary. Aquaculture 433:148-156.
- Lapointe, B. E. & Ryther, J. H. 1978. Some aspects of the growth and yield of *Gracilaria tikvahiae* in culture. Aquaculture 15:185-193.
- Lapointe, B. E. & Ryther, J. H. 1979. The effects of nitrogen and seawater flow rate on the growth and biochemical composition of *Gracilaria foliifera* var. *angustissima* in mass outdoor cultures. Bot. Mar. 22:529-537.
- Martínez-Aragón, J. E., Hernández, I., Pérez-Lloréns, J. L., Vázquez, R. & Vergara, J. J. 2002. Biofiltering efficiency in removal of dissolved nutrients by three species of estuarine macroalgae cultivated with sea bass (*Dicentrarchus labrax*) waste waters. 1. Phosphate. J. Appl. Phycol. 14:365-374.
- Mata, T. M., Martins, A. A. & Caetano, N. S. 2010. Microalgae for biodiesel production and other applications: a review. Renew. Sustain. Energy Rev. 14:217-232.
- Matos, J., Costa, S., Rodrigues, A., Pereira, R. & Sousa Pinto, I. 2006. Experimental integrated aquaculture of fish and red seaweeds in Northern Portugal. Aquaculture 252:31-42.
- Nagler, P. L., Glenn, E. P., Nelson, S. G. & Napoleon, S. 2003. Effects of fertilization treatment and stocking density on the growth and production of the economic seaweed *Gracilaria parvispora* (Rhodophyta) in cage culture at

- Molokai, Hawaii. *Aquaculture* 219:379-391.
- Neori, A., Shpigiel, M. & Ben-Ezra, D. 2000. A sustainable integrated system for culture of fish, seaweed and abalone. *Aquaculture* 186:279-291.
- Nettleton, J. C., Mathieson, A. C., Thornber, C., Neefus, C. D. & Yarish, C. 2013. Introduction of *Gracilaria vermiculophylla* (Rhodophyta, Gracilariales) to New England, USA: estimated arrival times and current distribution. *Rhodora* 115:28-41.
- Ott, F. D. 1965. Synthetic media and techniques for the xenic cultivation of marine algae and flagellata. *Va. J. Sci.* 16:205-218.
- Pereira, R. & Yarish, C. 2008. Mass production of marine macroalgae. In Jørgensen, S. E. & Fath, B. D. (Eds.) *Encyclopedia of Ecology. Vol. 3. Ecological Engineering*. Oxford, Elsevier, pp. 2236-2247.
- Pereira, R., Yarish, C. & Critchley, A. T. 2013. Seaweed aquaculture for human foods in land based and IMTA systems. In Meyers, R. A. (Ed.) *Encyclopedia of Sustainability Science and Technology*. Springer, New York, pp. 9109-9128.
- Phillips, J. C. & Hurd, C. L. 2004. Kinetics of nitrate, ammonium, and urea uptake by four intertidal seaweeds from New Zealand. *J. Phycol.* 40:534-545.
- Qi, Z., Liu, H., Li, B., Mao, Y., Jiang, Z., Zhang, J. & Fang, J. 2010. Suitability of two seaweeds, *Gracilaria lemaneiformis* and *Sargassum pallidum*, as feed for the abalone *Haliotis discus hannai* Ino. *Aquaculture* 300:189-193.
- Redmond, S., Green, L., Yarish, C., Kim, J. & Neefus, C. 2014. *New England seaweed culture handbook-nursery systems*. Connecticut Sea Grant CTSG-14-01. Available from: <http://seagrant.uconn.edu/publications/aquaculture/handbook.pdf>. Accessed Jul 7, 2014.
- Ryder, E., Nelson, S., Glenn, E., Nagler, P., Napolean, S. & Fitzsimmons, K. 2004. Review: production of *Gracilaria parvispora* in two-phase polyculture systems in relation to nutrient requirements and uptake. *Bull. Fish. Res. Agency Suppl.* 1:71-76.
- Simpson, F. J., Neish, A. C., Shacklock, P. F. & Robson, D. R. 1978. The cultivation of *Chondrus crispus*: effect of pH on growth and production of carrageenan. *Bot. Mar.* 21:229-236.
- Tyler, A. C., McGlathery, K. J. & Macko, S. A. 2005. Uptake of urea and amino acids by the macroalgae *Ulva lactuca* (Chlorophyta) and *Gracilaria vermiculophylla* (Rhodophyta). *Mar. Ecol. Prog. Ser.* 294:161-172.
- von Stosch, H. A. 1963. Wirkungen von jod und arsenit auf meeresalgen in kultur. In Davy de Virville, A. & Feldmann, J. (Eds.) *Proc. 4th Int. Seaweed Symp.*, Pergamon Press, Oxford, pp. 142-150.