



Denitrification potential of riparian sediments amended with organic substrates

Haryun Kim*

School of Environmental Science and Engineering, Pohang University of Science and Technology, Pohang 790-784, Korea

Abstract

Denitrification permanently removes nitrate from aquatic ecosystems, so construction of denitrification walls to enhance denitrification activity is often suggested to reduce the nitrate levels from tributary ecosystems. However, little information is available to guide the choice of appropriate organic materials for increasing denitrification rates in the walls. This study investigated how differences in organic substrates originating from litter and organic materials affected denitrification and carbon mineralization rates in riparian sediments. Potential denitrification rates were highest in riparian sediments that contained large quantities of extractable organic carbon (Ext. Org C) and that had high anaerobic carbon mineralization rates, but they were negatively correlated with C:N ratios. Therefore, this research suggested that the both carbon quantity and quality should be considered when assessing the efficiency of organic substrates to remove nitrate from tributary ecosystems.

Key words: carbon quality, carbon quantity, potential denitrification

INTRODUCTION

Nitrate flux from upland ecosystems to surface and groundwater is a major environmental concern (Prasad and Power 1995, Nolan et al. 1997). Excessive fertilizer utilization and livestock waste disposal from agricultural ecosystems are primary sources of nitrogen pollution (Galloway et al. 2004), so aquatic ecosystems near agricultural activities can be susceptible to nitrate pollution (Vitousek et al. 1997). However, nitrate can be permanently removed from aquatic ecosystems by denitrification that removes up to 50% to 60% of incoming nitrate in agricultural streams (Green et al. 2004). Thus, construction of denitrification walls, which supplies sufficient carbon to denitrifiers and controls the velocity of stream flow, is often suggested as a way to reduce nitrate concentrations from agricultural stream ecosystems (Schipper et al. 2005).

A denitrification wall is a permeable wall perpendicular to groundwater flow and stimulates denitrification activity, reducing nitrate concentrations in the wall by adding organic carbon substrates (Schipper and Vojvodić-Vuković 2001). Generally, denitrification walls use various organic materials as carbon substrates including sawdust (Robertson et al. 2000, Schipper and Vojvodić-Vuković 2000), tree bark, wood chips, leaf compost (Blowes et al. 1994), soybean oil (Hunter et al. 1997), and papers (Volokita et al. 1996). Addition of organic substrates to denitrification walls resulted in removal of 60% to 100% of added nitrate during their first year of operation (Robertson and Cherry 1995), and treating sediments with sawdust decreased in their nitrate concentrations (Schipper and Vojvodić-Vuković 1998, 2001). However, information on the rela-

<http://dx.doi.org/10.5141/ecoenv.2014.017>



This is an Open Access article distributed under the terms of the Creative Commons Attribution Non-Commercial License (<http://creativecommons.org/licenses/by-nc/3.0/>) which permits unrestricted non-commercial use, distribution, and reproduction in any medium, provided the original work is properly cited.

Received 17 July 2014, Accepted 13 August 2014

*Corresponding Author

E-mail: kharyun@postech.ac.kr

Tel: +82-54-279-8397

tionship between organic substrate characteristics and denitrification rates is rare. Only one study reported that application of cornstalks with a C:N ratio of 42 showed a higher efficiency of nitrate removal in denitrification walls than that of wood chips with a C:N ratio of 795 (Greenan et al. 2006). In addition, previous researches have compared nitrate concentrations before and after addition of carbon substrates to denitrification wall, rather than measuring actual denitrification and carbon mineralization rates. Thus, main objective of this research was (1) to investigate how addition of different types of organic substrates to riparian sediments affected denitrification and carbon mineralization rates and specifically (2) to examine if quality and quantity of added organic substrates were the main regulators for determining denitrification rates in tributary ecosystems.

MATERIALS AND METHODS

Site descriptions and sampling

The study site was riparian sediment from tributaries at the Boston Farm Santa Fe Ranch Beef Unit Research Center in the Santa Fe River Watershed, Alachua County, FL, USA. Land uses on this site include a low-intensity cattle operation with about 300 heifers on 648 ha (1 ha = 10⁴ m²) and a nursery operation (Holly Factory Nursery) (Frisbee 2007). Tributary 1 (T1; N 29°55'33", W 82°30'14") runs through a pasture ecosystem vegetated with trees and grasses (*Carya* sp., *Pinus* sp., *Quercus* sp., *Magnolia grandiflora*, *Saururus cernuus*, *Juncus* sp., *Cephalanthus occidentalis*, *Hydrocotyle umbellata*, and *Polygonum* sp.). The NO₃⁻-N concentrations in riparian sediments and stream water ranged from 0.2 to 2.0 mg N (kg dry sediment)⁻¹ and 1.53 to 1.93 mg N kg⁻¹ from October 2007 to July 2008, respectively (Kim 2010). The upstream region of Tributary 2 (T2; N 29°55'31", W 82°29'56") receives N loads (NH₄NO₃ and Urea) directly from the nursery operation. The NO₃⁻-N concentrations in riparian sediment and stream water ranged from 0.3 to 2.2 mg N (kg dry sediment)⁻¹ and 6.87 to 8.25 mg N kg⁻¹ from October 2007 to July 2008, respectively (Kim 2010). Dominant vegetation at T2 includes both hardwood (*Carya* sp., *Quercus* sp., and *Magnolia grandiflora*) and softwood (*Pinus* sp. and *Juncus* sp.) trees (Frisbee 2007) (Fig. 1a). For incubation experiments, surface riparian sediments from both sites were collected to a depth of 3 cm, by using a polyvinylate core in July 2009 (Fig. 1b). Litter from the two sites was collected by hand. Yard waste, oak chips, and sawdust

were used as suppliers of organic substrates.

Analyses of chemical properties

For analyzing the chemical properties of organic substrates, 1 g of each organic substrate and 1 g of riparian sediment was extracted by using 0.5-M K₂SO₄, respectively (Bundy and Meisinger 1994), and the filtered solution was analyzed for extractable organic carbon (Ext. Org C) by using a Shimadzu TOC-5050A Total Organic C Analyzer equipped with an ASI-5000A auto sampler (Shimadzu, Kyoto, Japan). Subsamples of each organic substrate and riparian sediment were dried at 70°C for 3 days, and then the total carbon (TC) and total nitrogen (TN) in them were measured by using a Flash EA 1112 Series NC Soil Analyzer (Thermo Electron Corporation, Waltham, MA, USA) (Nelson and Sommers 1996).

Denitrification and carbon mineralization rates

Ten grams of riparian sediment with selected organic substrate (litter collected from the T1 and T2 sites, yard waste, hardwood oak chips, and softwood sawdust) was added to separate 160-mL serum bottles and purged with pure N₂ gas to create anaerobic conditions. Sediments amended with litter or organic substrates were incubated at 24°C in a Model 25 incubator shaker at 150 rpm (New Brunswick Scientific, Enfield, CT, USA).

In detail, after 1 day of pre-incubation, the T1 riparian sediment was amended with litter collected from the T1 site at rate of 4 g carbon (kg dry sediment)⁻¹. The T2 riparian sediments were amended with each organic substrate (litter, yard waste, hardwood oak chips, and softwood sawdust) at rate of 4 g carbon (kg dry sediment)⁻¹. Serum bottles were flushed with pure N₂ again to create anaerobic conditions. To determine denitrification rates, 20 mL of acetylene gas (12.5%) was added to one set of bottles (Tiedje 1988). Acetylene gas was not added to a second set of bottles for analyzing anaerobic carbon mineralization rates because acetylene addition can disturb the CO₂ measurement. KNO₃ solution equivalent to 200 mg NO₃⁻-N (kg dry sediment)⁻¹ was added to sediments by using a syringe. The reason why higher than reference level of NO₃⁻-N was added to riparian sediments was to create the conditions for denitrifiers to consume more organic substrates as possible under non-nitrate limited conditions. Headspace gas (100 µL) was collected at 0, 1, 2, 4, 6, 8 and 10 days and analyzed for N₂O and CO₂. The N₂O and CO₂ concentrations in the headspace were measured by using an electron capture detector-equipped gas chromatography.

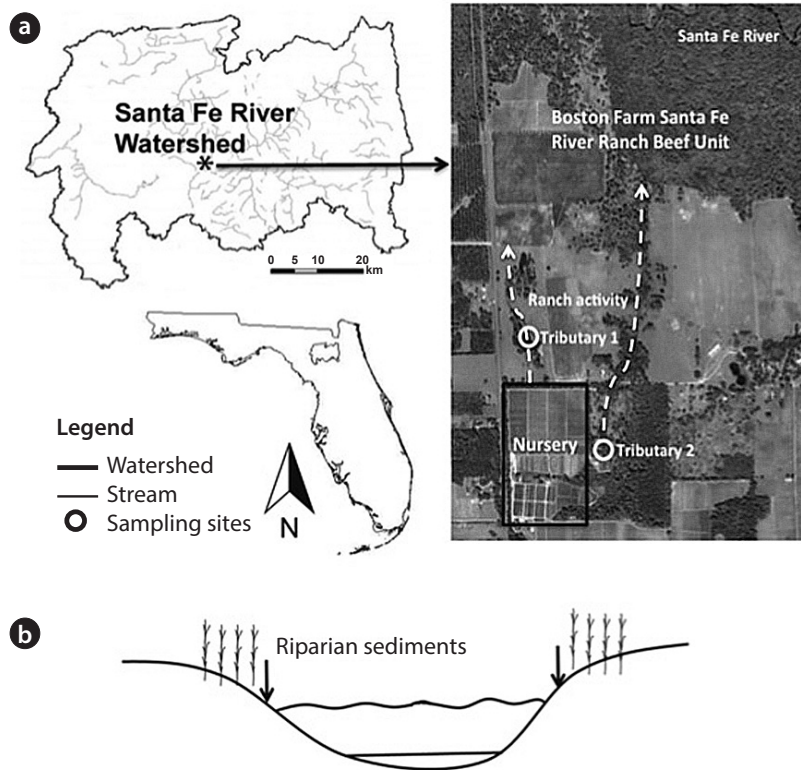


Fig. 1. Overview of sampling sites in the Boston Farm Santa Fe Ranch Beef Unit Research Center (a) and riparian sediments (b) of the Santa Fe River Watershed, northern Alachua County, Florida.

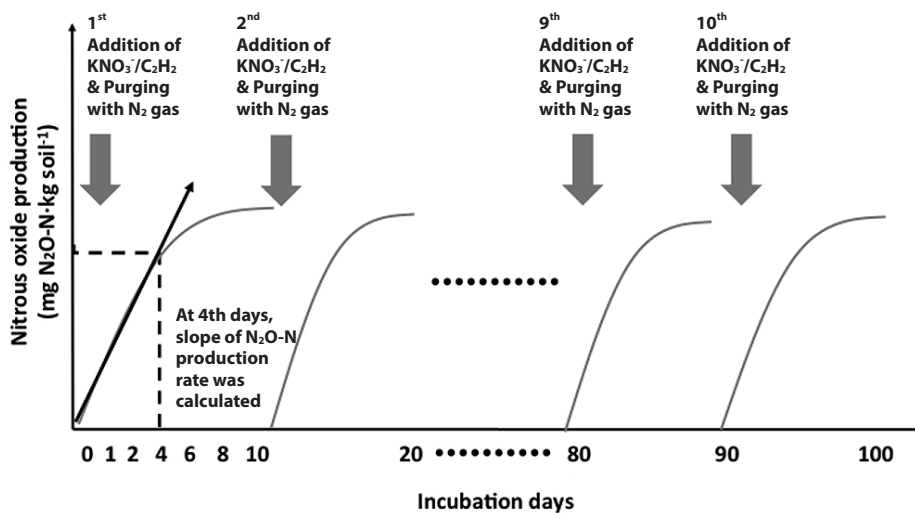


Fig. 2. Schematic design of the experiment.

graph (ECD GC-14A; Shimadzu) and thermal conductivity detector (TCD) GC 8A (Shimadzu), respectively. After 10 days, bottles were flushed with pure N₂. KNO₃ solution equivalent to 200 mg NO₃⁻-N (kg dry sediment)⁻¹ and 20 mL of acetylene gas (12.5%) was added again to samples. Sampling and analysis were repeated as described above.

KNO₃ amendment was repeated at 10-day intervals for 100 days. At the 4th days, the slopes of N₂O-N (potential denitrification rate) and CO₂-C (carbon mineralization rate) production rates were calculated because N₂O gas production was not linearly increased after 4 days (Fig. 2).

Statistical analysis

Statistical analyses were conducted by using JMP ver. 10 (SAS Institute Inc., Cary, NC, USA). One-way analysis of variance tests (ANOVA) were performed to investigate differences in chemical properties, denitrification, and carbon mineralization rates between sites and among substrate treatments. Least significant difference at the 5% confidence level was used for comparisons. Regression analysis was used to quantify the relationship between denitrification rates and chemical properties.

RESULTS

Chemical properties of organic substrates

At the initial incubation experiments, the Ext. Org C concentration of riparian sediment treated with organic substrate was highest in the T2 site litter treatment followed by yard waste, oak chips, sawdust, and T1 site litter treatments; however, TC and TN concentrations of riparian sediment treated with organic substrate was not significantly different among the substrate types except for the sediment treated with T1 site litter (Table 1). The C:N ratio of riparian sediment amended with organic substrate was highest in the T1 site litter treatment followed by sawdust, oak chips, yard waste, and T2 site litter treatments (Table 1).

Denitrification and C mineralization rates

The T1 site treated with litter showed the lowest potential denitrification rates (i.e., $\text{mg N}_2\text{O-N}\cdot(\text{kg soil})^{-1} \text{ day}^{-1}$) and anaerobic carbon mineralization rates (i.e., $\text{mg CO}_2\text{-C}\cdot(\text{kg soil})^{-1} \text{ day}^{-1}$). However, in the T2 riparian sediments,

Table 1. Chemical properties^a in riparian sediments treated with various organic substrates before incubation experiment

Substrate	Ext. Org C (mg kg^{-1})	TN (g kg^{-1})	TC (g kg^{-1})	C:N
T1 litter	365 (± 37)	0.7 (± 0.05)	20 (± 0.05)	30.4
T2 litter	603 (± 87)	1.6 (± 0.19)	39 (± 0.19)	24.6
Yard waste	581 (± 83)	1.6 (± 0.18)	39 (± 0.18)	25.0
Oak chips	548 (± 85)	1.5 (± 0.19)	39 (± 0.19)	25.5
Sawdust	520 (± 82)	1.5 (± 0.19)	39 (± 0.19)	26.4

^aValues are expressed as average (\pm standard error).

T1, Tributary 1; T2, Tributary 2; Ext. Org C, extractable organic carbon; TN, total nitrogen; TC, total carbon.

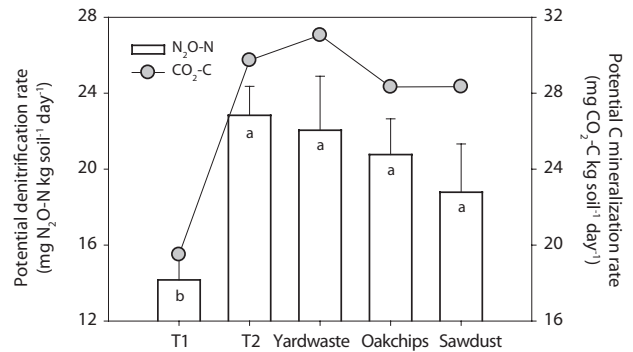


Fig. 3. Potential denitrification ($\text{N}_2\text{O-N}$) and anaerobic carbon mineralization ($\text{CO}_2\text{-C}$) rates in the T1 riparian sediments amended with litter and the T2 riparian sediments amended with various organic substrates. T1, T1 riparian sediments amended with the litter collected from the T1 site; T2, T2 riparian sediment amended with litter collected from the T2 site; Yardwaste, T2 riparian sediments amended with yard waste; Oakchips, T2 riparian sediments amended with oak chips; Sawdust, T2 riparian sediments amended with sawdust. Characters not labeled by same letter are significantly different at 95% confidence level ($n = 3$).

potential rates of the substrate treatments did not differ significantly in substrate types (Fig. 3). To further investigate factors regulating denitrification rate, regression analysis predicting denitrification rate was performed with biogeochemical parameters as predictors. Initial concentrations of Ext. Org C in sediments amended with organic substrates were strongly positively correlated with denitrification rate (Fig. 4a; $R^2 = 0.98$, $P < 0.05$). However, the initial C:N ratio of sediments amended with organic substrates had negative relationships with denitrification rate for the riparian sediments (Fig. 4b; $R^2 = 0.97$, $P < 0.05$).

DISCUSSION

Typically, high rates of anaerobic carbon mineralization lead to a high denitrification rates because decomposition of organic matter consumes more nitrate than oxygen and reduces the nitrate to nitrogen gas under anaerobic conditions (de Catanzaro and Beauchamp 1985, Paul and Beauchamp 1989). Previous research also showed positive relationships between nitrate consumption and anaerobic carbon mineralization rates (Reddy et al. 1982), and our results were consistent with this tendency. However, under N-limited conditions, the added carbon substrate is difficult to be decomposed by denitrifiers because of less supply of electron acceptors (nitrate) to denitrifiers (Aulakh et al. 1991, Reddy and DeLaune 2008). In addition, high carbon to nitrate ratio induced by carbon substrate addition can create the favorable

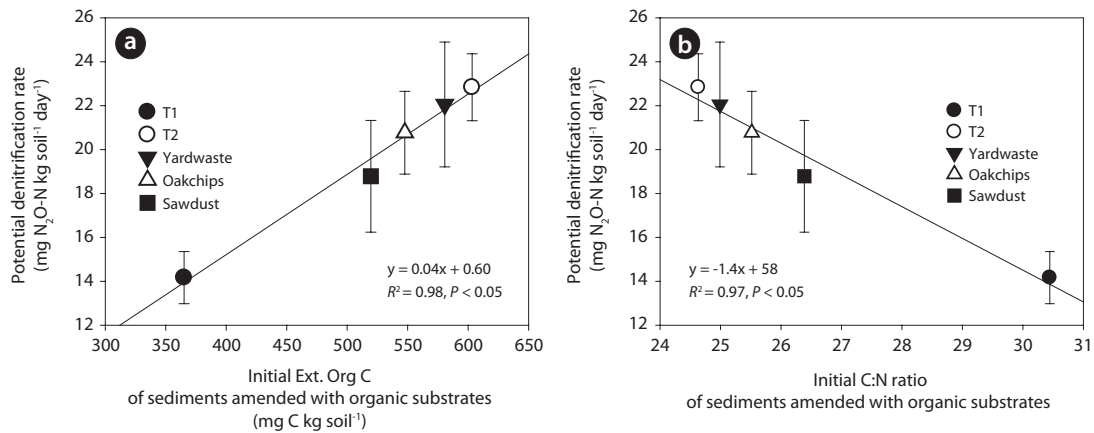


Fig. 4. Relationships between initial extractable organic carbon (a) or C:N ratio (b) and potential denitrification rates in T1 or T2 riparian sediments amended with various organic substrates. T1, T1 riparian sediments amended with the litter collected from the T1 site; T2, T2 riparian sediment amended with litter collected from the T2 site; Yardwaste, T2 riparian sediments amended with yard waste; Oakchips, T2 riparian sediments amended with oak chips; Sawdust, T2 riparian sediments amended with sawdust ($n = 3$). Error bars represent standard errors.

conditions for dissimilatory nitrate reduction to ammonium (DNRA) microbes capable of dissimilatory reducing nitrate to ammonium, which can cause to inhibition of nitrate reduction to nitrogen gas because of over-competition for nitrate uptake between denitrifiers and DNRA microbes (Binnerup et al. 1992). Thus, addition of carbon substrate to increase denitrification rates might be significantly effective when organic carbon is limited and nitrate is abundant.

The positive relationship between denitrification rate and Ext. Org C concentrations in sediments amended with organic substrates indicates the important influence of available carbon on denitrification rates. In previous research, the level of dissolved organic carbon (DOC) was positively correlated with denitrification activity in stream water (Seitzinger et al. 2006), stream sediments (Martin et al. 2001), river floodplains (Baker and Vervier 2004), groundwater (Hill et al. 2000), and wetland soils (Hayakawa et al. 2006). In addition, DOC of stream water and sediments were mainly originated from the leached carbon from leaf-litter and plant detritus, showing that DOC concentration in the water body was directly related to carbon contents of leaf-litter and plant detritus that are one of the main carbon sources to denitrifiers (Meyer et al. 1998, Axmanová and Rulík 2005). However, the quantity of DOC in leachates from leaf-litter and plant detritus can be various depending on the vegetation types such as woody debris, litter in a mixed forest (Hafner et al. 2005), barks, deciduous tree litter, oak litter (Zander et al. 2007), and riparian shrubs (Sasaki et al. 2007) because of differences in their carbon structure and composition.

The negative relationship between substrate C:N ratios

and denitrification rates implies that carbon quality also has an important effect on denitrification rates. In sediments that receive the same amount of carbon, organic substrate with high C:N ratio decomposes slowly, so the supply of available organic carbon to denitrifiers is low (Reddy and DeLaune 2008). In addition, microbes prefer to use labile organic carbon (i.e., those with low C:N ratios) rather than recalcitrant organic matter because degradation of complex organic matter costs more energy than uptake of labile organic carbon. Previous research also showed that wetland sediments treated with plant detritus (*Elodea canadensis*) with a low C:N ratio had a higher denitrification activity than the sediments treated with plant detritus with a high C:N ratio (*Typha latifolia* and *Phragmites australis*) (Bastviken et al. 2005) and that the addition of the same amount of carbon substrate led to a difference in denitrification rates in two sediments because of the effect of carbon quality (Hill and Cardaci 2004, Pfenning and McMahon 1997). Thus, organic substrate quality, denitrification and carbon mineralization rates are mutually correlated. These relationships in turn influenced the denitrification rates in sediments amended with various organic substrates.

In summary, the extractable organic carbon concentrations of sediments amended with organic substrates were linearly related to denitrification rates because labile organic carbon is the main energy source for heterotrophic denitrifiers. However, the C:N ratio of sediment was weakly negatively correlated with denitrification rates because lower quality of organic substrate having high C:N ratio requires more energy for denitrifiers to decompose it. In addition, carbon quantity and quality of organic materi-

als were various depending on the substrate types. Therefore, this result suggests that to increase the efficiency of organic substrates for nitrate removal in a denitrification wall, organic materials used must have high level of labile organic carbon content and low C:N ratio.

ACKNOWLEDGMENTS

I am grateful to Dr. K. R. Reddy and Dr. A.V. Ogram for discussing the experimental design and results. Special thanks go to A. E. Frisbee and H. Gohil for sampling and Y. Wang and F. S. Wilson for laboratory assistance (University of Florida).

LITERATURE CITED

- Aulakh MS, Walters DT, Doran JW, Francis DD, Mosier AR. 1991. Crop residue type and placement effects on denitrification and mineralization. *Soil Sci Soc Am J* 55: 1020-1025.
- Axmanová Š, Rulík M. 2005. DOC release from alder leaves and catkins during decomposition in a small lowland stream. *Int Rev Hydrobiol* 90: 33-41.
- Baker MA, Vervier P. 2004. Hydrological variability, organic matter supply and denitrification in the Garonne River ecosystem. *Freshw Biol* 49: 181-190.
- Bastviken SK, Eriksson PG, Premrov A, Tonderski K. 2005. Potential denitrification in wetland sediments with different plant species detritus. *Ecol Eng* 25: 183-190.
- Binnerup SJ, Jensen K, Revsbech NP, Jensen MH, Sørensen J. 1992. Denitrification, dissimilatory reduction of nitrate to ammonium, and nitrification in bioturbated estuarine sediment as measured with ¹⁵N and microsensor techniques. *Appl Environ Microbiol* 58: 303-313.
- Blowes DW, Robertson WD, Ptacek CJ, Merkley C. 1994. Removal of agricultural nitrate from tile-drainage effluent water using in-line bioreactors. *J Contam Hydrol* 15: 207-221.
- Bundy LG, Meisinger JJ. 1994. Nitrogen availability indices. In: *Methods of Soil Analysis, Part 2: Microbiological and Biochemical Properties* (Weaver RW, Angle S, Bottomley P, Bezdicek D, Smith S, Tabatabai A, Wollum A, eds). Soil Science Society of America, Madison, WI, pp 951-984.
- de Catanzaro JB, Beauchamp EG. 1985. The effect of some carbon substrates on denitrification rates and carbon utilization in soil. *Biol Fert Soils* 1: 183-187.
- Frisbee AE. 2007. Nitrate-nitrogen dynamics in tributaries of the Santa Fe River watershed, north-central Florida. MS Thesis. University of Florida, Gainesville, FL, USA.
- Galloway JN, Dentener FJ, Capone DG, Boyer EW, Howarth RW, Seitzinger SP, Asner GP, Cleveland CC, Green PA, Holland EA, Karl DM, Michaels AF, Porter JH, Townsend AR, Vörosmary CJ. 2004. Nitrogen cycles: past, present, and future. *Biogeochemistry* 70: 153-226.
- Green PA, Vörosmary CJ, Meybeck M, Galloway JN, Peterson BJ, Boyer EW. 2004. Pre-industrial and contemporary fluxes of nitrogen through rivers: a global assessment based on typology. *Biogeochemistry* 68: 71-105.
- Greenan CM, Moorman TB, Kaspar TC, Parkin TB, Jaynes DB. 2006. Comparing carbon substrates for denitrification of subsurface drainage water. *J Environ Qual* 35: 824-829.
- Hafner SD, Groffman PM, Mitchell MJ. 2005. Leaching of dissolved organic carbon, dissolved organic nitrogen, and other solutes from coarse woody debris and litter in a mixed forest in New York State. *Biogeochemistry* 74: 257-282.
- Hayakawa A, Shimizu M, Woli KP, Kuramochi K, Hatano R. 2006. Evaluating stream water quality through land use analysis in two grassland catchments. *J Environ Qual* 35: 617-627.
- Hill AR, Cardaci M. 2004. Denitrification and organic carbon availability in riparian wetland soils and subsurface sediments. *Soil Sci Soc Am J* 68: 320-325.
- Hill AR, Devito KJ, Campagnolo S, Sanmugadas K. 2000. Subsurface denitrification in a forest riparian zone: interactions between hydrology and supplies of nitrate and organic carbon. *Biogeochemistry* 51: 193-223.
- Hunter WJ, Follett RF, Cary JW. 1997. Use of vegetable oil to remove nitrate from flowing ground water. *Trans ASAE* 40: 345-353.
- Kim HR. 2010. Inorganic nitrogen transformations and microbial assemblage compositions in Santa Fe River tributary sediments. PhD Dissertation. University of Florida, Gainesville, FL, USA.
- Martin LA, Mulholland PJ, Webster JR, Valett HM. 2001. Denitrification potential in sediments of headwater streams in the southern Appalachian Mountains, USA. *J N Am Benthol Soc* 20: 505-519.
- Meyer JL, Wallace JB, Eggert SL. 1998. Leaf litter as a source of dissolved organic carbon in streams. *Ecosystems* 1: 240-249.
- Nelson DW, Sommers LE. 1996. Total carbon, organic carbon, and organic matter. In: *Methods of Soil Analysis, Part 3: Chemical Methods* (Sparks DL, Page AL, Helmke PA, Loeppert RH, eds). Soil Science Society of America, Madison, WI, pp 961-1010.
- Nolan BT, Ruddy BC, Hitt KJ, Helsel DR. 1997. Risk of nitrate

- in groundwaters of the United States: a national perspective. *Environ Sci Technol* 31: 2229-2236.
- Paul JW, Beauchamp EG. 1989. Denitrification and fermentation in plant-residue-amended soil. *Biol Fert Soils* 7: 303-309.
- Pfenning KS, McMahon PB. 1997. Effect of nitrate, organic carbon, and temperature on potential denitrification rates in nitrate-rich riverbed sediments. *J Hydrol* 187: 283-295.
- Prasad R, Power JF. 1995. Nitrification inhibitors for agriculture, health, and the environment. *Adv Agron* 54: 233-281.
- Reddy KR, DeLaune RD. 2008. *Biogeochemistry of Wetlands*. 1st ed. CRC Press, Boca Raton, FL.
- Reddy KR, Rao PSC, Jessup RE. 1982. The effect of carbon mineralization on denitrification kinetics in mineral and organic soils. *Soil Sci Soc Am J* 46: 62-68.
- Robertson WD, Blowes DW, Ptacek CJ, Cherry JA. 2000. Long-term performance of *in situ* reactive barriers for nitrate remediation. *Ground Water* 38: 689-695.
- Robertson WD, Cherry JA. 1995. In situ denitrification of septic-system nitrate using reactive porous media barriers: field trials. *Ground Water* 33: 99-111.
- Sasaki A, Shikanya S, Takeda K, Nakatsubo T. 2007. Dissolved organic matter originating from the riparian shrub *Salix gracilistyla*. *J For Res* 12: 68-74.
- Schipper LA, Barkle GF, Vojvodić-Vuković M. 2005. Maximum rates of nitrate removal in a denitrification wall. *J Environ Qual* 34: 1270-1276.
- Schipper LA, Vojvodić-Vuković M. 1998. Nitrate removal from groundwater using a denitrification wall amended with sawdust: field trial. *J Environ Qual* 27: 664-668.
- Schipper LA, Vojvodić-Vuković M. 2000. Nitrate removal from groundwater and denitrification rates in a porous treatment wall amended with sawdust. *Ecol Eng* 14: 269-278.
- Schipper LA, Vojvodić-Vuković M. 2001. Five years of nitrate removal, denitrification and carbon dynamics in a denitrification wall. *Water Res* 35: 3473-3477.
- Seitzinger S, Harrison JA, Böhlke JK, Bouwman AF, Lowrance R, Peterson B, Tobias C, Van Drecht G. 2006. Denitrification across landscapes and waterscapes: a synthesis. *Ecol Appl* 16: 2064-2090.
- Tiedje JM. 1988. Ecology of denitrification and dissimilatory nitrate reduction to ammonium. In: *Biology of Anaerobic Microorganisms*. 99th ed (Zehnder AJB, ed). Wiley, New York, NY, pp 179-244.
- Vitousek PM, Aber JD, Howarth RW, Likens GE, Matson PA, Schindler DW, Schlesinger WH, Tilman DG. 1997. Human alteration of the global nitrogen cycle: sources and consequences. *Ecol Appl* 7: 737-750.
- Volokita M, Belkin S, Abeliovich A, Soares MIM. 1996. Biological denitrification of drinking water using newspaper. *Water Res* 30: 965-971.
- Zander A, Bishop AG, Prenzler PD, Ryder DS. 2007. Allochthonous DOC in floodplain rivers: identifying sources using solid phase microextraction with gas chromatography. *Aquat Sci* 69: 472-483.