



Effects of different densities of wild oat (*Avena fatua* L.) and nitrogen rates on oilseed rape (*Brassica napus* L.) yield

Seyed Abdolreza Kazemeini^{1,*}, Ruhollah Naderi² and Hadis Karimi Aliabadi¹

¹Department of Crop Production and Plant Breeding, College of Agriculture, Shiraz University, Shiraz, Iran

²Department of Agroecology, College of Agriculture and Natural Resources, Shiraz University, Darab, Iran

Abstract

A Two-year field experiment was carried out in 2009 and 2010 to evaluate the effects of different densities of wild oat and nitrogen (N) rates on oilseed rape yield and yield components. Experimental design was split plot with three replications. Increased nitrogen rates up to 150 kg N/ha caused an increase in oilseed rape grain yield in weed-free plots (4.26 t/ha; 1t = 10³ kg), while even at the lowest density of wild oat (15 plants/m²), increasing N fertilizer only up to 50 kg/ha led to a significant increase in grain yield. Wild oat growth was favored by high levels of N. Intraspecific competition reduced biomass, 100-seed weight and number of tillers of wild oat. Both lower N rate and intraspecific competition had negative effect on wild oat growth but the weed was still able to produce a considerable number of tillers and vigorous seeds. It showed that wild oat possess a notable adaptive plasticity and can allocate a greater proportion of its resource toward reproductive organs even under resource shortage conditions and, thus, it may increase the competitive ability of the weed over the crop. Our results suggest that effective weed management should be done to prevent wild oat seed production in crops preceding oilseed rape as well as to control the weed at early season in oilseed rape fields.

Keywords: crop yield, weed biomass, weeds density

INTRODUCTION

Oilseed rape (*Brassica napus* L.), from Brassicaceae, is a broad leaved and could be grown as a break crop for continuous run of cereals, and thus can be an alternative for cereal-based agriculture systems (Kachatourians et al. 2001). It is a common oilseed crop in Iran, including Fars province due to its oil quality and quantity (Naderi and Ghadiri 2011).

Avena species has been considered as the most widespread and economically detrimental grass weed species of cereals in the world (O'Donovan et al. 2000). Wild oat (*Avena fatua* L.) is an annual grass and its control is difficult because its seed shattering occurs before crop maturity. It is a dominant weed in several crop fields such

as oilseed rape and wheat (*Triticum aestivum*) which can cause major yield losses as well as lower crop quality (Daugovish et al. 2002).

Nitrogen (N) is the major element nutrient to increase crop yield in the production of non-legume crops and thus its management is essential due to high environmental risk and cost (Bosnic and Swanton 1997). It has been reported that many weeds are high N consumers (Hans and Johnson 2002, Blackshaw 2005), which can limit N resources for crop growth (Blackshaw 2005). They not only decrease soil N availability for crops but their growth and competitiveness also are increased by higher N rates (Blackshaw et al. 2003, 2004). It has been shown

Open Access <http://dx.doi.org/10.5141/ecoenv.2013.167>

This is an Open Access article distributed under the terms of the Creative Commons Attribution Non-Commercial License (<http://creativecommons.org/licenses/by-nc/3.0/>) which permits unrestricted non-commercial use, distribution, and reproduction in any medium, provided the original work is properly cited.

Received 11 March 2013, Accepted 06 August 2013

***Corresponding Author**

E-mail: kazemin@shirazu.ac.ir

Tel: +98-711-2286134

that weed-crop competitive interaction could be changed by N levels (Carlson and Hill 1985, Ampong-Nyarko and de Datta 1993, Santos et al. 1998, Dhima and Eleftherohorinos 2001, Andreassen et al. 2006, Naderi and Ghadiri 2011). In contrast, other researchers showed that N had little impact on weed-crop competition (Satorre and Snaydon 1992, Gonzalez Ponce 1998). Interestingly, some studies indicated that results might be crop and/or weed species specific. For example, Blackshaw and Brandt (2008) reported that competitiveness of Persian darnel (*Lolium persicum*) and Russian thistle (*Salsola* spp.) was not affected by N rate but the competitiveness of redroot pigweed (*Amaranthus retroflexus*) progressively improved as N rate increased. Increased N rates could enhance, unchanged or reduce weed biomass in barley (*Hordeum vulgare*) and winter wheat (*T. aestivum*), depending on the weed and crop (Jornsgard et al. 1996).

Growing competitive crops is one of the most important weed management strategies which can reduce environmental damage associated with agricultural production such as herbicides. Although some researchers have evaluated the competitiveness of wheat and barley with wild oat (Morishita et al. 1991, Ghadiri et al. 2008), there is limited information on wild oat and oilseed rape competitive interaction. Therefore, this research was carried out to evaluate the effects of different densities of wild oat and N rates on oilseed rape yield in order to determine the optimal rate of N application under competition conditions.

MATERIALS AND METHODS

A Two-year field experiment was carried out in 2009 and 2010 at the Research Field of Agricultural College of Shiraz University, Iran. Plots were located on a silty loam soil with 0.75% organic matter, 0.05% total N, 21.8 mg/kg phosphorus, 600 mg/kg potassium, pH of 7.56, and electrical conductivity (EC) of 0.52 dS/m in the surface horizon (0-20 cm). Commercial oilseed rape seeds, cultivar Talayeh, were sown on October 1, 2009 and 2010 in 3 × 6 m plots. Each plot consisted of 4 rows spaced 75 cm apart expecting a plant density of 80 plants/m². Experimental design was split plot with three replications. Main plots consisted of four N levels (0, 50, 100 and 150 kg N/ha), and sub plots consisted of four wild oat densities (0, 15, 30 and 45 plants/m²), resulting in a total of 48 plots. Appropriately weighed amount of wild oat seeds were hand broadcast to attain the desired density. Irrigation intervals were 8 days according to the concurrent local practice. All plots were kept free from pests, diseases and the other weeds during

the experimental period. Meteorological data are given in Table 1.

At crop maturity, the two middle rows from each plot were sampled for determination of yield and yield components. Additionally, weeds were harvested from a 2 m² area per plot and dried at 75°C for 48 h. Wild oat tillers and 100-seed weight was also measured. Analysis of variance over years indicated that year by nitrogen rates by wild oat density interaction was not significant ($P \geq 0.05$) for all data. Thus, data collected from both years of the experiment were combined. Linear, quadratic, exponential, and logarithmic equations were tested for their suitability to describe the relationship between oilseed rape yield or wild oat biomass response and wild oat density. The equation with the highest adjusted coefficient of determination and F values was known to be the most appropriate (Vasilakoglou and Dhima 2012). In the regression equations, oilseed rape grain yield (t/ha) or wild oat biomass (t/ha) considered as the dependent variables (y), while wild oat density as the independent variable (x). Regression analyses and analysis of variance were performed using SPSS ver. 17 and SAS ver. 9.1, respectively. Fisher's protected least significant difference (Fisher's PLSD) test was used to detect and compare mean treatment differences at the 5% level of probability.

RESULTS

Oilseed rape grain yield

Oilseed rape grain yield was varied according to wild oat density and N rate (Fig. 1). Models were fitted to oilseed rape grain yield data, and estimated parameters are given in Table 2. Grain yield at weed-free plots receiving

Table 1. Mean monthly temperature and precipitation received during the growing seasons of 2009 and 2010

| Month | Temperature | | Precipitation | |
|----------|-------------|------|---------------|------|
| | 2009 | 2010 | 2009 | 2010 |
| | °C | | mm | |
| October | 16.4 | 15.9 | 0 | 0 |
| November | 11.2 | 12.3 | 43 | 22 |
| December | 5.1 | 5.7 | 14 | 128 |
| January | 3.5 | 5.1 | 20 | 18 |
| February | 5.1 | 6.1 | 31 | 56 |
| March | 9.1 | 10.4 | 21 | 38 |
| April | 10.4 | 12.2 | 58 | 23 |
| May | 17.5 | 18.6 | 0 | 11 |
| June | 21 | 23 | 0 | 0 |

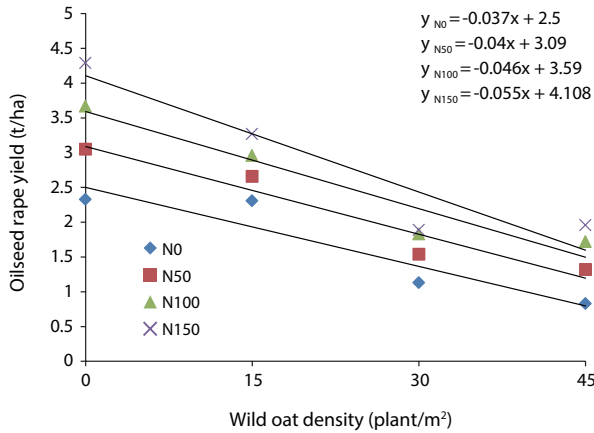


Fig. 1. Oilseed rape yield response to the various wild oat densities and nitrogen rates (0, 50, 100, and 150 kg N/ha). Note: N0, N50, N100 and N150 refer to different nitrogen rate as 0, 50, 100 and 150 kg N/ha

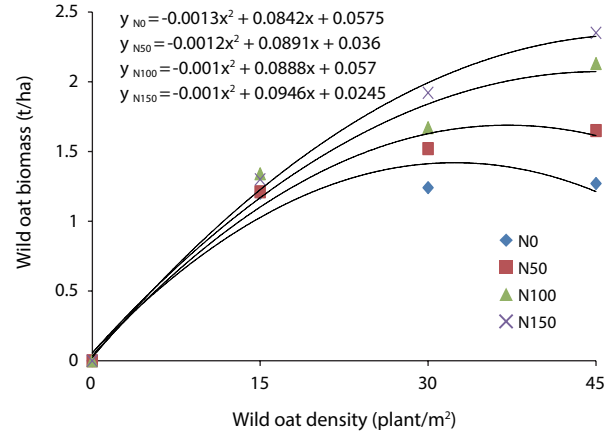


Fig. 2. Wild oat biomass response to the various densities and nitrogen rates (0, 50, 100, and 150 kg N/ha). Note: N0, N50, N100 and N150 refer to different nitrogen rate as 0, 50, 100 and 150 kg N/ha

100 and 150 kg N/ha ranged from 3.67 to 4.29 t/ha in our study which were common yield gained in this region. Wild oat competition led to a large reduction (15-55%) in oilseed rape grain yield, so that the yield was decreased as wild oat density increased (Fig. 1).

Nitrogen and wild oat density had a significant effect on oilseed rape yield (Table 3). Increased nitrogen rates caused an increase in oilseed rape grain yield but no significant differences were found between 100 and 150 kg N/ha. Although in weed-free plots increasing N fertilizer

up to 150 kg N/ha caused a significant increase in oilseed rape grain yield, even at the lowest wild oat density (15 plants/m²), increasing N fertilizer up to 50 kg/ha led to a significant increase in grain yield ($P < 0.05$). Generally, oilseed rape grain yield in weed-infested plots decreased with fertilization while wild oat density increased (Fig. 1).

Wild oat biomass

Interaction of N rate and wild oat density was significant for wild oat biomass (Table 3 and Fig. 2) ($P < 0.05$). Models were fitted to these data and parameter estimates are given in Table 4. N fertilization resulted in positive wild oat response up to 100 kg N/ha (1.34 t/ha). Wild oat biomass at 45 plants/m² was higher than the other weed densities in fertilized plots (Fig. 2).

Wild oat tillers and 100-seed weight

Nitrogen application consistently increased wild oat tillers and 100-seed weight ($P < 0.05$) (Fig. 3 and 4). Weed density had also a significant effect on weed tillers and 100-seed weight ($P < 0.05$), so that maximum wild oat til-

Table 2. Estimated parameter values of linear models for oilseed rape yield as a function of wild oat density at the various nitrogen rates

| Nitrogen rates (kg/ha) | a [†] | b [†] | R ^{2†} |
|------------------------|----------------|----------------|-----------------|
| 0 | -0.37 | 2.50 | 0.87 |
| 50 | -0.04 | 3.09 | 0.93 |
| 100 | -0.046 | 3.59 | 0.92 |
| 150 | -0.0055 | 4.108 | 0.88 |

[†]Oilseed rape yield data were fit to the linear model $y = ax + b$, where y is the predicted oilseed rape yield, x is the density of wild oat, a is the intercept value, b is the estimated parameters, and R² is the coefficient of determination.

Table 3. Analysis of variance results for oilseed rape grain yield, wild oat biomass, wild oat tillers, and wild oat 100-seed weight

| Source of variation | Degree of freedom (df) | Crop yield | Weed biomass | Weed tillers | Weed 100-seed weight |
|-------------------------|------------------------|------------|--------------|--------------|----------------------|
| Nitrogen fertilizer (N) | 3 | 3.23** | 5.20** | 81.50** | 0.36* |
| Weed density (D) | 3 | 10.05** | 8.32** | 253.50** | 44.00** |
| N × D | 9 | 1.15* | 1.17* | 13.00** | 0.14* |

* $P < 0.05$, ** $P < 0.01$.

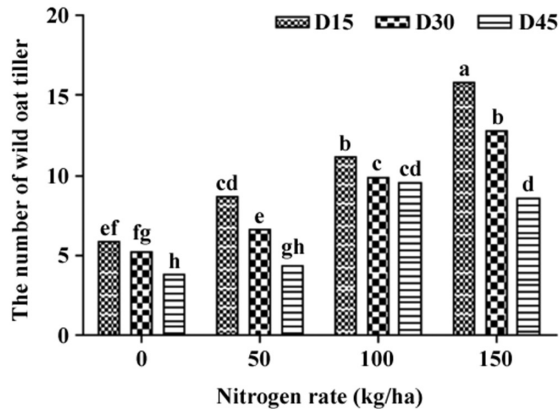


Fig. 3. Wild oat tillers response to various wild oat densities and N rates. Means followed by same letter are not significantly different at 0.05 probability level. Note: D15, D30 and D45 refer to wild oat density at the rate of 15, 30 and 45 plants/m², respectively.

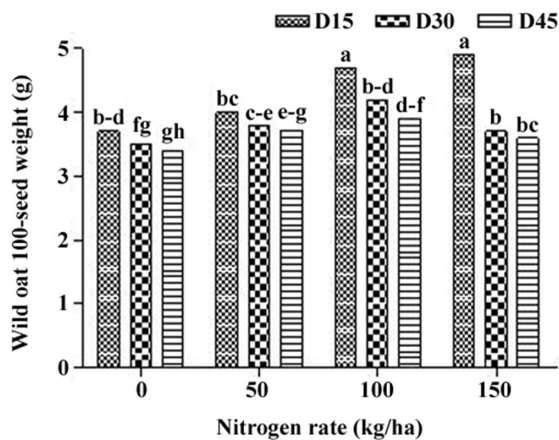


Fig. 4. Wild oat 100-seed weight response to various wild oat densities and N rates. Means followed by same letter are not significantly different at 0.05 probability level. Note: D15, D30 and D45 refer to wild oat density at the rate of 15, 30 and 45 plants/m², respectively.

Table 4. Estimated parameter values of quadratic models for wild oat biomass as a function of wild oat density at the various nitrogen rates

| Nitrogen rates (kg/ha) | a [†] | b [†] | c [†] | R ^{2†} |
|------------------------|----------------|----------------|----------------|-----------------|
| 0 | 0.575 | 0.0842 | -0.0013 | 0.94 |
| 50 | 0.036 | 0.0891 | -0.0012 | 0.98 |
| 100 | 0.057 | 0.0888 | -0.001 | 0.97 |
| 150 | 0.0245 | 0.0946 | -0.001 | 0.99 |

[†]Wild oat biomass data were fit to the quadratic model $y = a + bx + cx^2$, where y is the predicted wild oat biomass, x is the density of wild oat, a is the intercept value, b and c are the estimated parameters, and R² is the coefficient of determination.

lers and 100-seed weight were attained at 15 plants/m². Wild oat tillers and 100-seed weight was affected by the interaction of N rate and wild oat density ($P < 0.05$). These traits were decreased as weed density increased but they increased as N levels increased, showing intraspecific competition among wild oat plants in higher plant density. Maximum wild oat tillers and 100-seed weight was gained at 150 kg N/ha and 15 plants/m². However, no significant differences was found between 150 kg N/ha and 15 plants/m² and 100 kg N/ha and 15 plants/m².

DISCUSSION

Oilseed rape grain yield data showed that applying high levels of N can increase the weed competitiveness. Under weed-free conditions, a higher rate of N fertilizer increased oilseed rape yield. However, in the presence of wild oat, oilseed rape yield was reduced at each N rate. Similarly, it has been found that fertilizer usually stimulates weed growth to the crop's detriment in most cases. Crop yield in weedy, fertilized plots are usually equal to those in weeded, un-fertilized plots (Zimdahl 2004). It has been shown that increased nitrogen could enhance the competitiveness of weeds more than crops, and crop yield remained either unchanged or decreased in some cases (Carlson and Hill 1985, Ampong-Nyarko and de Datta 1993, Santos et al. 1998, Dhima and Eleftherohorinos 2001, Andreasen et al. 2006). Studying competition between wild mustard (*Sinapis arvensis*) and oilseed rape under different rates of nitrogen fertilizer, Naderi and Ghadiri (2011) reported that increase in nitrogen levels only increased the competitiveness of wild mustard over oilseed rape. Dhima and Eleftherohorinos (2001) also showed that nitrogen fertilization at the rate of 150 kg N/ha slightly enhanced yield of crops grown in weed-free plots, while the same treatment increased sterile oat (*A. strilis*) biomass and its competitiveness against wheat and triticale.

Significant interaction between wild oat density and the N rate for oilseed rape yield showed that N was an important factor in the weed crop competition. Generally, weeds have a large nutrient demand and they will absorb as much or more than crops (Zimdahl 2007). Similarly, Daugovish et al. (2002) found that canola was a poor competitor with wild oat and it was not able to suppress wild oat reproduction effectively. We found that, wild oat was better able to exploit the added nitrogen and thus could obtain a superior competitiveness over the oilseed rape. A negative wheat yield response to nitrogen at high wild oat density has also been found (Carlson and Hill 1985, Ghad-

iri et al. 2008). However, this is in contrast to the results obtained by Blackshaw and Brandt (2008) who reported that wild oat competitiveness was uninfluenced by N fertilizer rate. Since wild oat seedlings are initially taller than oilseed rape, they can suppress the crop's production by competing effectively at the early stage of oilseed rape development (Chow and Dorrell 1979). Additionally, the lag phase in oilseed rape elongation is likely responsible for its lower competitiveness versus wild oat. This could also be associated with tillering ability of wild oat as well as its superior elevation above the canopy of oilseed rape that may make them better competitors over the crop for light (Daugovish et al. 2002, Vasilakoglou and Dhima 2012).

Wild oat dry weight in the high density was higher under high N conditions than under low N conditions, showing that high level of N application was not able to increase competitive ability of oilseed rape in the present study. In our study, the best description of the relationship between wild oat density and biomass was provided by quadratic model. It has been also reported that the quadratic model is the best fit for the relationship between density and wild mustard (Naderi and Ghadiri 2011) and wild radish (*Raphanus raphanistrum*) (Blackshaw et al. 2002) dry weight in oilseed rape. In contrast, linear model has been reported as the best fit for the relationship between weed density and dry weight in barley (*H. vulgare*) (Scursoni and Satorre 2005) and in field pea (*Pisum sativum* L.) (Vasilakoglou and Dhima 2012).

Weed dry weight data also indicated that there was a high intraspecific weed competition at higher weed density. Although both lower N rate and intraspecific competition had negative effect on wild oat growth, the weed was still able to produce a considerable number of tillers and vigorous seeds. This is indicating that wild oat possesses a notable adaptive plasticity and can allocate a greater proportion of its resource toward reproductive organs even under resource shortage conditions and, thus, it may increase the competitive ability of the weed over the crop.

CONCLUSION

Our results showed that wild oat could cause major yield losses in oilseed rape. Additionally, increased nitrogen rates caused an increase in oilseed rape grain yield but no significant difference between 100 and 150 kg N/ha was found. Since weed competition with crops can be affected by N rate application, soil fertility manipulation should be noted as an important component of in-

tegrated weed management. These findings confirm that wild oat is highly responsive to higher N rates and thus could be stronger competitors at higher N fertilizer rates. Furthermore, it can produce a considerable biomass and seed at various densities and N rates. Thus, effective weed management should be done to reduce wild oat populations and to prevent its seed production in crops preceding oilseed rape as well as to control the weed at early season in the crop fields. Future works should investigate whether different methods of fertilization, e.g., placement and/or timing, could affect oilseed rape grain yield and/or wild oat growth and as a result weed-crop interaction.

ACKNOWLEDGEMENTS

This project was funded by Research Council of Shiraz University in Iran. The authors thank Dr. Patrik Mráz for commenting on the manuscript.

LITERATURE CITED

- Ampong-Nyarko K, de Datta SK. 1993. Effects of nitrogen application on growth, nitrogen use efficiency and rice-weed interaction. *Weed Res* 33: 269–276.
- Andreasen C, Litz AS, Streibig JC. 2006. Growth response of six weed species and spring barley (*Hordeum vulgare*) to increasing levels of nitrogen and phosphorus. *Weed Res* 46: 503–512.
- Blackshaw RE. 2005. Nitrogen fertilizer, manure and compost effects on weed growth and competition with spring wheat. *Agron J* 97: 1612–1621.
- Blackshaw RE, Brandt RN. 2008. Nitrogen fertilizer rate effects on weed competitiveness is species dependent. *Weed Sci* 56: 743–747.
- Blackshaw RE, Brandt RN, Janzen HH, Entz T, Grant CA, Derksen DA. 2003. Differential response of weed species to added nitrogen. *Weed Sci* 51: 532–539.
- Blackshaw RE, Lemerle D, Mailer R, Young KR. 2002. Influence of wild radish on yield and quality of canola. *Weed Sci* 50: 344–349.
- Blackshaw RE, Molnar LJ, Janzen HH. 2004. Nitrogen fertilizer timing and application method affect weed growth and competition with spring wheat. *Weed Sci* 52: 614–622.
- Bosnic AC, Swanton CJ. 1997. Influence of barnyardgrass (*Echinochloa crus-galli*) time of emergence and density on corn (*Zea mays*). *Weed Sci* 45: 276–282.
- Carlson HL, Hill JE. 1985. Wild oat (*Avena fatua* L.) competi-

- tion with spring wheat: effects of nitrogen fertilization. *Weed Sci* 34: 29–33.
- Chow PNP, Dorrell DG. 1979. Response of wild oat (*Avena fatua* L.), flax (*Linum usitatissimum*) and rapeseed (*Brassica campestris* and *B. napus*) to diclofop-methyl. *Weed Sci* 27: 212–215.
- Daugovish O, Thill DC, Shafii B. 2002. Competition between wild oat (*Avena fatua* L.) and yellow mustard (*Sinapis alba*) or canola (*Brassica napus* L.). *Weed Sci* 50: 587–594.
- Dhima KV, Eleftherohorinos IG. 2001. Influence of nitrogen on competition between winter cereals and sterile oat. *Weed Sci* 49: 77–82.
- Ghadiri H, Ebrahimi M, Zand E. 2008. Effect of wild oat (*Avena fatua* L.) densities and nitrogen on morphophysiological traits of several Iranian wheat (*Triticum aestivum* L.) cultivars. In: Proceeding of the 5th International Weed Science Congress. Vancouver, Canada, pp 189.
- Gonzalez-Ponce R. 1998. Competition between barley and *Lolium rigidum* for nitrate. *Weed Res* 38: 453–460.
- Hans SR, Johnson WG. 2002. Influence of shattercane [*Sorghum bicolor* (L.) Moench.] interference on corn (*Zea mays* L.) yield and nitrogen accumulation. *Weed Technol* 16: 787–791.
- Jornsgard B, Rasmussen K, Hill J, Christensen JL. 1996. Influence of nitrogen on competition between cereals and their natural weed populations. *Weed Res* 36: 461–470.
- Khachatourians GG, Summer AK, Phillips PWB. 2001. An introduction to the history of canola and the scientific basis for innovation. In: *The Biotechnology Revolution in Global Agriculture: Invention, Innovation and Investment in the Canola Sector* (Phillips PWB, Khachatourians GG, eds). CABI Publishing, Wallingford, pp 33–49.
- Morishita DW, Thill DC, Hammel JE. 1991. Wild oat (*Avena fatua* L.) and spring barley (*Hordeum vulgare*) interference in a greenhouse experiment. *Weed Sci* 39: 149–153.
- Naderi R, Ghadiri H. 2011. Competition of wild mustard (*Sinapis arvensis* L.) densities with rapeseed (*Brassica napus* L.) under different levels of nitrogen fertilizer. *J Agr Sci Technol* 13: 45–51.
- O'Donovan JT, Harker KN, Clayton GW, Hall LM. 2000. Wild oat (*Avena fatua* L.) interference in barley (*Hordeum vulgare*) is influenced by barley variety and seeding rate. *Weed Technol* 14: 624–629.
- Santos BM, Morales-Payan JP, Stall WM, Bewick TA. 1998. Influence of purple nutsedge (*Cyperus rotundus*) density and nitrogen rate on radish (*Raphanus sativus*) yield. *Weed Sci* 46: 661–664.
- Satorre EH, Snaydon RW. 1992. A comparison of root and shoot competition between spring cereals and *Avena fatua* L. *Weed Res* 32: 45–55.
- Scursoni JA, Satorre EH. 2005. Barley (*Hordeum vulgare*) and wild oat (*Avena fatua* L.) competition is affected by crop and weed density. *Weed Technol* 19: 790–795.
- Vasilakoglou I, Dhima K. 2012. Leafy and semi-leafless field pea competition with winter wild oat as affected by weed density. *Field Crops Res* 126: 130–136.
- Zimdahl RL. 2004. *Weed–Crop Competition: A Review*, 2nd ed. Blackwell Publishing, Ames, IA.