

Oxygen Vacancy Effects of Two-Dimensional Electron Gas in SrTiO₃/KNbO₃ Hetero Structure

Woo-Sung Choi^{1,2}, Min-Gyu Kang¹, Young-Ho Do¹, Woo-Suk Jung¹, Byeong-Kwon Ju², Seok-Jin Yoon³, Kwang-Soo Yoo⁴, and Chong-Yun Kang^{1,5,*}

Abstract

The discovery of a two-dimensional electron gas (2DEG) in LaAlO₃ (LAO)/SrTiO₃ (STO) heterostructure has stimulated intense research activity. We suggest a new structure model based on KNbO₃ (KNO) material. The KNO thin films were grown on TiO₂-terminated STO substrates as a p-type structure (NbO₂/KO/TiO₂) to form a two-dimensional hole gas (2DHG). The STO thin films were grown on KNO/TiO₂-terminated STO substrates as an n-type structure to form a 2DEG. Oxygen pressure during the deposition of the KNO and STO thin films was changed so as to determine the effect of oxygen vacancies on 2DEGs. Our results showed conducting behavior in the n-type structure and insulating properties in the p-type structure. When both the KNO and STO thin films were deposited on a TiO₂-terminated STO substrate at a low oxygen pressure, the conductivity was found to be higher than that at higher oxygen pressures. Furthermore, the heterostructure formed at various oxygen pressures resulted in structures with different current values. An STO/KNO heterostructure was also grown on the STO substrate, without using the buffered oxide etchant (BOE) treatment, so as to confirm the effects of the polar catastrophe mechanism. An STO/KNO heterostructure grown on an STO substrate without BOE treatment did not exhibit conductivity. Therefore, we expect that the mechanics of 2DEGs in the STO/KNO heterostructures are governed by the oxygen vacancy mechanism and the polar catastrophe mechanism.

Keywords : KNO, 2DEG, STO, Oxygen vacancy, Polar catastrophe

1. INTRODUCTION

Oxide materials are known to exhibit a variety of interesting physical phenomena (such as symmetry breaking, charge transfer, strain, frustration, and electrostatic coupling) and a variety of physical properties (from insulating to metallic, magnetic, and even superconducting, depending on the cation and the crystal

structure) [1-4]. Recently, an interesting physical phenomenon has been found at the interface between two oxide materials called the two-dimensional electron gas (2DEG). The interfaces defined by the 2DEG exhibit charge transport behavior so as to equalize the electronic chemical potentials of the two materials [5]. The conducting behavior between the oxide interfaces is useful for creating sensors, two-dimensional conductors, and other electronics applications. Since Ohtomo et al. reported the existence of 2DEG at the heterointerface between two insulating oxides, LaAlO₃ (LAO) and SrTiO₃ (STO), the origins of the 2DEG have been investigated to explain the conducting behavior at the heterointerface, such as the polar catastrophe model, oxygen vacancy model, band gap model, and lattice distortion model [6, 7]. LAO is a polar material that consists of alternately charged atomic layers of (LaO)⁺ and (AlO₂)⁻. STO is a non-polar material that consists of neutral layers of (SrO)⁰ and (TiO₂)⁰. Half an electron per two-dimensional unit cell passes through the interface, from the LAO to the STO, causing the interfacial Ti ion in the STO to be in the mixed-valence state Ti^{+3.5}. These half electrons at the LaO⁺/TiO₂^{-0.5} interface form the

¹Electronic Materials Research Center, Korea Institute of Science and Technology, 39-1, Hawolgok-Dong, Sungbuk-Ku, Seoul, 136-791, Republic of Korea

²Display and Nanosystem Laboratory, College of Engineering, Korea University, Seoul 136-713, Republic of Korea

³Research Planning & Coordination Division, Korea Institute of Science and Technology, 39-1, Hawolgok-Dong, Sungbuk-Ku, Seoul 136-791, Republic of Korea

⁴Materials Science and Engineering, University of Seoul, 90, Jeonnon-dong, Dongdaemun-gu, Seoul 130-743, Republic of Korea

⁵KU-KIST Graduate School of Converging Science and Technology, Korea University, Seoul 136-713, Republic of Korea

*Corresponding author: cykang@kist.re.kr

(Received : May. 15, 2013, Revise : Jun. 27, 2013, Accepted : Jul. 8, 2013)

This is an Open Access article distributed under the terms of the Creative Commons Attribution Non-Commercial License (<http://creativecommons.org/licenses/by-nc/3.0/>) which permits unrestricted non-commercial use, distribution, and reproduction in any medium, provided the original work is properly cited.

2DEG [7-9]. Oxygen vacancies also dope the STO substrate with electrons and cause the interface to conduct [5, 6, 10]. Materials having different band gaps (LAO \approx 5.6 eV, STO \approx 3.2eV) form a heterojunction, which results in a 2DEG with a quantum well. The lattice match of two materials affects the conductivity at the heterointerface. The lattice mismatch of LAO/STO is about 3%. The moderate lattice mismatch of 3% of SrTiO₃ allows the epitaxial growth of LAO films on the STO.

In this paper, we present the behavior of a 2DEG at the novel heterointerface between KNbO₃ (KNO) and STO. To determine the conductivity of the 2DEG, the interface structure and oxygen vacancies are governed by both the polar catastrophe model and the oxygen vacancy model. According to the principles of the band structure, the (NbO₂)⁺/(SrO)⁰ heterointerface in a KNO/STO heterostructure is similar to the (LaO)⁻/(TiO₂)⁰ heterointerface in a LAO/STO heterostructure [6, 7, 11, 12]. However, because it is difficult to realize (SrO)⁰-terminated surfaces on a single-crystal STO substrate, the KNO/STO heterostructure has always used the (KO)⁻/(TiO₂)⁰ heterointerface, thus creating a two-dimensional hole gas (2DHG), as shown in Figure 1(a). Therefore, we suggest a novel heterostructure of STO (thin film)/KNO (thin film)/STO (substrate) to create a 2DEG at the (NbO₂)⁺/(SrO)⁰ interface between the KNO and STO thin films (Figure 1(b)). The effect of oxygen vacancies and interface structures on the conductivity of the 2DEG is investigated at the KNO/STO interfaces.

2. EXPERIMENTAL

The KNO and KNO/STO thin films were grown on TiO₂-terminated single crystal STO (001) substrates by pulsed laser deposition (PLD). The TiO₂-terminated STO substrates were prepared using buffered oxide etching (BOE) with heat treatment at 900°C for 5 h in oxygen atmosphere [13]. The distance between the target and the substrate, energy density, repetition rate, and substrate temperature were maintained at 5 cm, 1.5 J/cm², 2 Hz, and 700°C during the deposition process, respectively. The thickness of the final KNO films was fixed to 8.5 unit cells, which is larger than the critical thickness required to form a 2DEG. The STO films were fixed at 8 nm in thickness. To control the oxygen vacancies in both films, the oxygen pressure was set to either 1 mTorr or 200 mTorr during the

deposition. The oxygen pressures of 200 mTorr and 1 mTorr have been determined to be extreme conditions that are suitable for making films with low and high concentrations of oxygen, respectively. To confirm the presence of polar catastrophe effects, the STO/KNO heterostructure was grown on an STO substrate, without using the BOE treatment. The surface morphologies of the samples were analyzed using atomic force microscopy (AFM, D3100). In-plane I-V characteristics were measured using a probe system (4200-SCS, Keithley).

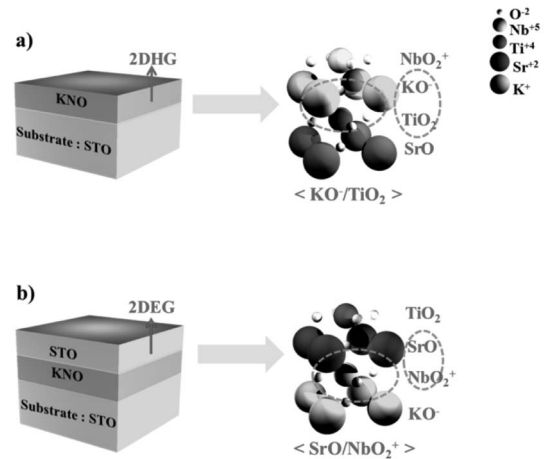


Fig. 1. (a) KNO/STO heterostructure creating 2DHG and (b) STO/KNO/STO heterostructure creating 2DEG.

3. RESULTS AND DISCUSSIONS

Figure 2 (a) shows the in-plane I-V characteristics of the KNO/TiO₂-terminated STO substrate interface that has a (KO)⁻/(TiO₂)⁰ heterointerface as a p-type component to create a 2DHG. According to basic materials principles, both 2DEGs and 2DHGs should exhibit conducting behavior. However, the (KO)⁻/(TiO₂)⁰ heterointerface has a low current level (acting as an insulator) in spite of the p-type heterointerface creating a 2DHG. According to Ohtomo et al., the mechanism governing conducting behavior in the 2DEG is explained as electronic reconstruction due to a polar discontinuity at the n-type heterointerface. In the (KO)⁻/(TiO₂)⁰ heterointerface, half electron transfers from TiO₂ to KO⁻ due to charge neutrality form Ti^{+4.5} ions by reconstruction [6, 7]. However, it is difficult to create charged Ti^{+4.5} ions because the Ti⁺⁴ ion is a more stable, lower energy state [7]. Moreover, the oxygen vacancies in the films disturb both hole generation at the interface and the formation of a

2DHG.

The in-plane I-V characteristics of the novel heterostructure, namely STO/KNO/STO, are shown in Fig. 2 (b). The new heterointerface designed to create a 2DEG at the n-type interface of $(\text{SrO})^0/(\text{NbO}_2)^+$ is shown in Fig. 2 (b) [12]. The STO (1 mTorr)/KNO (1 mTorr)/TiO₂-terminated SrTiO₃ structure creates a 2DEG with a high current value of $\approx 10^{-6}$ A. The AFM images on the right side in Fig. 2 represent the surface morphologies of the fabricated films. The terrace structure is observed in the STO substrate with BOE treatment because the Ti-terminated surface has flat terraces separated by unit-cell steps. As shown in Fig. 2 (a), the surface morphology of the KNO/STO structure of the p-type interface exhibits a terrace structure, which is evidence of KNO epitaxial growth on the TiO₂-terminated STO substrate, whereas terraces are not found in the STO/KNO/STO structure in Fig. 2 (b). It appears that the lattice parameters or film orientation of the STO thin films were changed when the films were deposited on the KNO films [14].

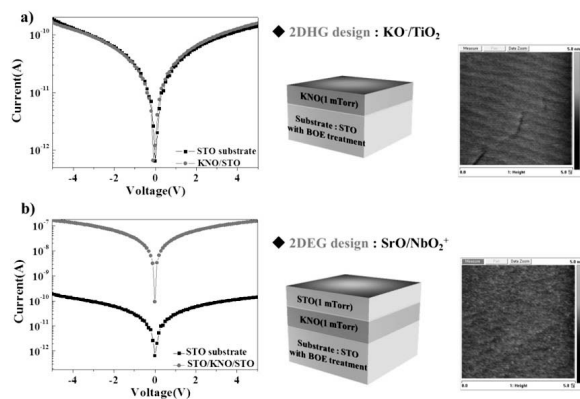


Fig. 2. I-V characteristics and AFM image of (a) KNO/STO heterostructure creating 2DHG (oxygen pressure of 1 mTorr for KNO) and (b) STO/KNO/STO heterostructure creating 2DEG (oxygen pressure of 1 mTorr for KNO and STO).

The STO might exhibit metallic behavior, even if it contains a small number of oxygen vacancies. Therefore, the effects of oxygen vacancy should be considered a component of the 2DEG mechanics [9]. Figure 3 shows the in-plane I-V curve of the STO/KNO/STO structure for different oxygen pressures during deposition. To reduce the effect of oxygen vacancies on the 2DEG characteristics, KNO and STO thin films were grown on TiO₂-terminated STO substrates at 200 mTorr. The interface between the

KNO and STO thin films grown at 200 mTorr had low current values that indicate the absence of a 2DEG. The KNO (1 mTorr)/STO (200 mTorr) structure and KNO (200 mTorr)/STO (1 mTorr) structure that were deposited on TiO₂-terminated STO are observed to have a higher current value than that of the KNO (200 mTorr)/STO (200 mTorr) structure; however, their currents are lower than that of the KNO (1 mTorr)/STO (1 mTorr) structure. This result indicates that the oxygen vacancies in the STO and KNO thin films contribute to forming the 2DEG. The higher current values of the KNO (200 mTorr)/STO (1 mTorr) structure than that of the KNO (1 mTorr)/STO (200 mTorr) structure is caused by the difference in the thickness of the films. Because the thickness of the KNO film is larger than that of the STO, the KNO thin film contains a larger number of oxygen vacancies than the STO thin films. This result indicates that the lower oxygen pressure of the STO and KNO thin films leads to a higher conductivity at the heterointerface, because a large number of oxygen vacancies are created at lower oxygen pressures and higher thicknesses. Furthermore, the heterointerfaces formed under various oxygen pressures exhibited various current values. As a result, the current level of the 2DEG can easily be controlled by changing the oxygen pressure of the STO and KNO thin films during deposition.

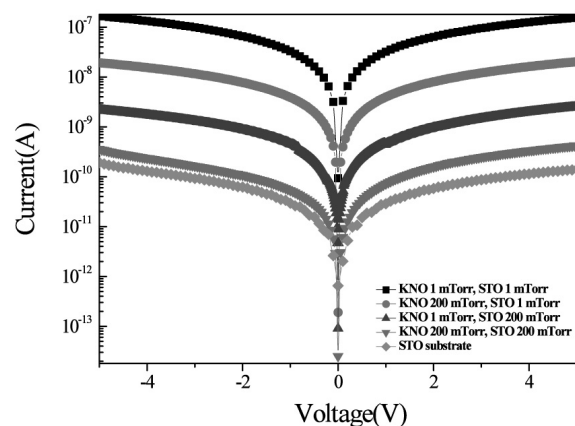


Fig. 3. Transport measurements (the I-V characteristics) of STO/KNO/STO heterostructure for a variety of oxygen pressures during the deposition of the STO and KNO thin films.

As mentioned above, the mechanics of the 2DEG at the STO/KNO heterointerface are governed by the effect of the oxygen vacancies, which is the origin of the conducting behavior. In the 2DEG mechanics, the band gap model and

the lattice distortion model must be considered in certain cases. However, the polar catastrophe model is applicable to the STO/KNO heterostructure when considering the mechanics of 2DEGs. To investigate the influence of the polar discontinuity according to the polar catastrophe model, the STO (1 mTorr)/KNO (1 mTorr) thin films were deposited on an STO substrate, without using the BOE treatment. Figure 4 shows the in-plane I-V characteristics of the STO (1 mTorr)/KNO (1 mTorr)/STO substrate, without the BOE treatment. The STO/KNO interface grown on the STO substrate without using the BOE treatment exhibits a low current level (acting like an insulator), whereas the STO/KNO interface grown on the TiO₂-terminated surface of the STO substrate that forms the n-type interface, namely (SrO)⁰/(NbO₂)⁺, between the STO and KNO thin film exhibits a high current value. These results indicate that both the oxygen vacancy model and the polar catastrophe model should be used when analyzing the STO/KNO heterostructure.

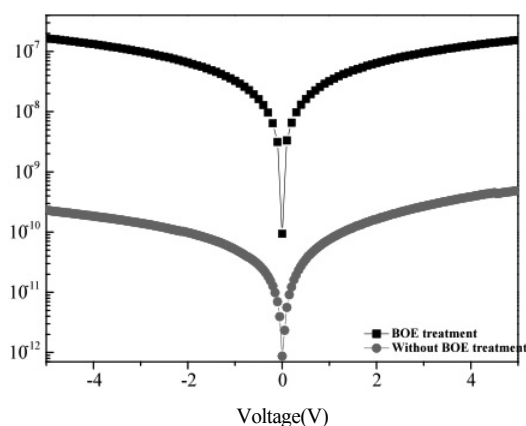


Fig. 4. Transport measurements (the I-V characteristics) of STO/KNO/STO heterostructure for a variety of oxygen pressures during the deposition of the STO and KNO thin films.

A proposed charge transfer from the KNO layer to the interface (STO/KNO) is associated with an increase in the internal electric field in the KNO layer, which originates from the polar discontinuity between KNO and STO. The changing characteristics of the surface influence the internal electric field. Recent experimental reports have revealed the importance of the relationship between the interface and the surface charge states [15, 16]. It is promising that the 2DEG conducting properties are able to be controlled by the surface adsorbates. Therefore, the

conducting properties of this new heterostructure are particularly useful for use in polar molecule sensors.

4. CONCLUSIONS

The properties of a 2DEG in the novel STO/KNO heterointerface have been investigated. The (KO)⁻/(TiO₂)⁰ heterointerface acting as a p-type layer to create a 2DHG is not observed to have conducting properties. The novel (SrO)⁰/(NbO₂)⁺ heterointerface acting as an n-type layer to create a 2DEG is observed to have conducting properties. The oxygen pressures are controlled during the deposition of the KNO and STO thin films in the novel KNO/STO heterostructure. As a result, the effect of oxygen vacancies was observed at the heterostructure. The current level of the 2DEG can easily be controlled by changing the oxygen pressure of the STO and KNO thin films during deposition. To investigate the influence of the polar discontinuity according to the polar catastrophe model, the STO/KNO heterostructure was grown on an STO substrate, without using the BOE treatment. The 2DEG is not formed in the STO/KNO/STO without BOE treatment. Therefore, to create a 2DEG in the STO/KNO heterostructure, the combined effect of both the oxygen vacancy mechanism and the polar discontinuity mechanism should be considered. Furthermore, the conducting properties of the new heterostructure are particularly useful in sensors, two-dimensional conductors, and other electronics applications.

REFERENCES

- [1] Y. Tokura and H. Y. Hwang, "Condensed-matter physics: Complex oxides on fire", *Nat. Mater.*, Vol. 7, p. 694, 2008.
- [2] J. W. Reiner, F. J. Walker, and C. H. Ahn, "Atomically engineered oxide interfaces", *Science*, Vol. 323, p. 1018, 2009.
- [3] A. Brinkman, M. Huijben, M. van Zalk, J. Huijben, and U. Zeitler, "Magnetic effects at the interface between non-magnetic oxides", *Nat. Mater.*, Vol. 6, p. 493, 2007.
- [4] N. Reyren, S. Thiel, A. D. Caviglia, L. Fitting Kourkoutis, G. Hammerl, C. Richter, C. W. Schneider, T. Kopp, A.-S. Ruetschi, D. Jaccard, M. Gabay, D. A. Muller, J. M. Triscone, and J. Mannhart,

- “Superconducting interfaces between insulating oxides”, *Science*, Vol. 317, p. 1196, 2007.
- [5] Z. S. Popovic, S. Satpathy, and R. M. Martin, “Origin of the two-dimensional electron gas carrier density at the LaAlO₃ on SrTiO₃ interface”, *Phys. Rev. Lett.*, Vol. 101, p. 256801, 2008.
- [6] A. Ohtomo and H. Y. Hwang, “A high-mobility electron gas at the LaAlO₃/SrTiO₃ heterointerface”, *Nature*, Vol. 427, p. 423, 2004.
- [7] N. Nakagawa, H. Y. Hwang, and D. A. Muller, “Why some interface can not be sharp”, *Nat. Mater.*, Vol. 5, p. 204, 2006.
- [8] C. Noguera, “Polar oxide surfaces”, *J. Phys.-Condes. Matter*, Vol. 12, p. R367, 2000.
- [9] P. W. Tasker, “The stability of ionic crystal surfaces”, *J. Phys. C: Solid State Phys*, Vol. 12, p. 4977, 1979
- [10] A. Kalabukhov, R. Gunnarsson, J. Börjesson, E. Olsson, T. Claesson, and D. Winkler, “Effect of oxygen vacancies in the SrTiO₃ substrate on the electrical properties of the LaAlO₃/SrTiO₃ interface”, *Phys. Rev. B*, Vol. 75, p. 121404, 2007.
- [11] M. K. Niranjana, Y. Wang, S. S. Jaswal, and E. Y. Tsybal, “Prediction of a switchable two-dimensional electron gas at ferroelectric oxide interfaces”, *Phys. Rev. Lett.*, Vol. 103, p. 016804, 2009.
- [12] Y. Wang, M. K. Niranjana, S. S. Jaswal, and E. Y. Tsybal, “First-principles studies of a two-dimensional electron gas at the interface in ferroelectric oxide heterostructures”, *Phys. Rev. B*, Vol. 80, p. 165130, 2009.
- [13] H. N. Lee, H. M. Christen, M. F. Chisholm, C. M. Rouleau, and D. H. Lowndes “Thermal stability of epitaxial SrRuO₃ films as a function of oxygen pressure”, *Appl. Phys. Lett.*, Vol. 84, 4107, 1956.
- [14] M. Hiratani, Y. Tarutani, T. Fukazawa, and M. Okamoto, “Growth of SrTiO₃ thin films by pulsed-laser deposition”, *Thin Solid Films*, Vol. 227, p. 100, 1993.
- [15] C. Cen, S. Thiel, J. Mannhart, and J. Levy “Oxide nanoelectronics on demand”, *Science*, Vol. 323, p. 1026, 2009.
- [16] C. Cen, S. Thiel, G. Hammerl, C. W. Schneider, K. E. Andersen, C. S. Hellberg, J. Mannhart, and J. Levy “Nanoscale control of an interfacial metal-insulator transition at room temperature”, *Nat. Mater.*, Vol. 7, p. 298, 2008.