



# Multiple Description Coding Using Directional Discrete Cosine Transform

Ramesh Kumar Lama and Goo-Rak Kwon\*, *Member, KIICE*

Department of Information and Communication Engineering, Chosun University, Gwangju 501-759, Korea

## Abstract

Delivery of high quality video over a wide area network with large number of users poses great challenges for the video communication system. To ensure video quality, multiple descriptions have recently attracted various attention as a way of encoding and visual information delivery over wireless network. We propose a new efficient multiple description coding (MDC) technique. Quincunx lattice sub-sampling is used for generating multiple descriptions of an image. In this paper, we propose the application of a directional discrete cosine transform (DCT) to a sub-sampled quincunx lattice to create an MDC representation. On the decoder side, the image is decoded from the received side information. If all the descriptions arrive successfully, the image is reconstructed by combining the descriptions. However, if only one side description is received, decoding is executed using an interpolation process. The experimental results show that such the directional DCT can achieve a better coding gain as well as energy packing efficiency than the conventional DCT with re-alignment.

**Index Terms:** Directional discrete cosine transform, Image coding, Multiple description coding

## I. INTRODUCTION

Due to network congestion and delay sensibility, video transmission over a lossy network is always a great challenge. Multiple description coding (MDC) [1] is an attractive approach to solving this problem as shown in Fig. 1. It can efficiently combat packet loss without any retransmission, thus satisfying the demand of real-time services and relieving network congestion.

MDC encodes the source message into several bit streams (descriptions) carrying different information, which can then be transmitted over multiple channels [2]. In MDC's simplest form, two parallel channels are assumed to connect the source with the destination. If only one channel works, the descriptions can individually be decoded to sufficiently guarantee a minimum fidelity in the reconstruction at the

receiver [3]. However, when both channels work, the descriptions from the channels can be combined to yield a relatively high fidelity reconstruction.

Numerous MDC techniques have been proposed in recent years, such as the multiple description scalar quantization (MDSQ) proposed in [2]. In MDSQ, two descriptions are created by two coarse quantizers, each ensuring an acceptable distortion when only one of them is received.

These two coarse quantizers can be combined to produce a finer quantizer if two descriptions are received. Further, various types of coding techniques such as subband coding and wavelet coding have also implemented MDC [4-7].

In this paper, we re-visit the MDC scheme based on the pixel domain sub-sampling. In particular, we focus on the quincunx sub-sampling lattice. Instead of applying a horizontal or vertical realignment so as to form regular

Received 25 June 2013, Revised 30 August 2013, Accepted 12 September 2013

\*Corresponding Author Goo-Rak Kwon (E-mail: grkwon@chosun.ac.kr, Tel: +82-62-230-6268)

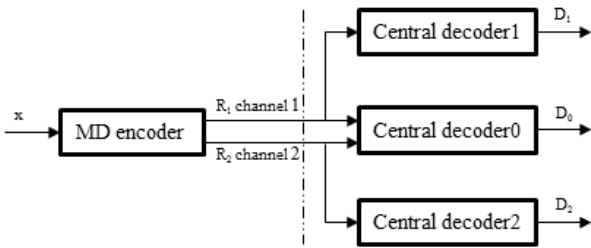
Department of Information and Communication Engineering, Chosun University, 309 Pilmun-daero, Dong-gu, Gwangju 501-759, Korea.

**Open Access** <http://dx.doi.org/10.6109/jicce.2013.11.4.293>

print ISSN: 2234-8255 online ISSN: 2234-8883

© This is an Open Access article distributed under the terms of the Creative Commons Attribution Non-Commercial License (<http://creativecommons.org/licenses/by-nc/3.0/>) which permits unrestricted non-commercial use, distribution, and reproduction in any medium, provided the original work is properly cited.

Copyright © The Korea Institute of Information and Communication Engineering



**Fig. 1.** Multiple description (MD) coding with two descriptions and three decoders.

square blocks, we retain the quincunx lattice and apply the directional discrete cosine transform (DDCT). Both theoretical analysis and simulation test will be discussed to confirm that an improved coding efficiency can be achieved in our DDCT, as compared to the traditional DCT with horizontal or vertical re-alignment.

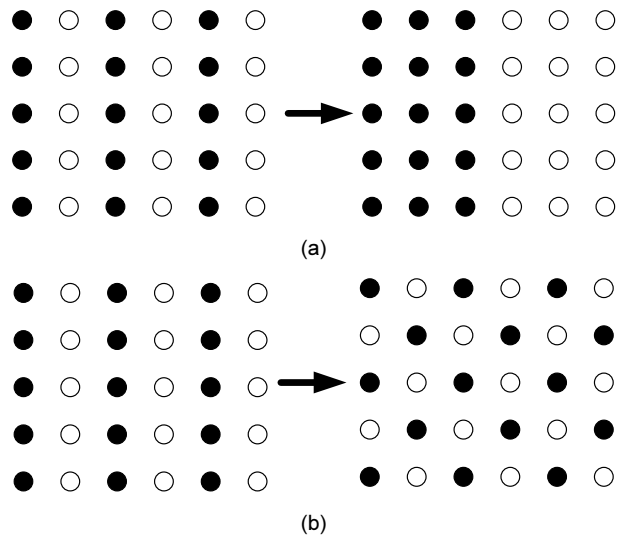
In Section II, we briefly introduce the traditional pixel-domain sub-lattice on MDC. The proposed directionally sampled discrete cosine transform (DS-DCT) for the quincunx sub sampling lattice is presented in Section III. Further, we explain how to handle some boundary blocks that remain after the DS-DCT. In Section IV, we describe the experimental setup and present some simulation results. Finally, some conclusions are presented in Section V.

### II. SUB-SAMPLING ON MDC

In this section, we will discuss the sub-lattice technique used in the proposed method. Given the source image  $I$ , which is typically a subset of  $Z^2$ , in the proposed method, signal samples are partitioned into two subsets as follows:

$$\bigcup_{n=1,2} X_n = X. \tag{1}$$

There are two different methods to partition the image into two parts. Fig. 2(a) shows orthogonal sub-sampling, and Fig. 2(b) illustrates quincunx sub-sampling. In the proposed method, descriptions generated by scheme two are used. One of the major advantages of this scheme is the increase in correlation between samples. Under this scheme, two descriptions are generated according to a chess-box pattern, and the Euclidian distance between two neighboring samples is constantly equal to  $\sqrt{2}$ . After the splitting process, each description is transformed to the transform domain.



**Fig. 2.** Two different pixel-domain sub-sampling lattices for multiple description coding: (a) orthogonal sub-sampling and (b) quincunx sub-sampling.

### III. DIRECTIONAL COSINE TRANSFORM

The DCT and the discrete wavelet transform used in image compression are implemented by separable one-dimensional (1D) transforms in the rows and columns of images.

The conventional  $N \times N$  2D DCT is implemented separately by two  $N$ -point 1D transforms. Let  $B(i, j)_{N \times N}$  and  $C_{N \times N}$  be the image block and the transform matrix. Then, the corresponding block of transformed coefficients  $B(u, v)$  can be expressed as follows:

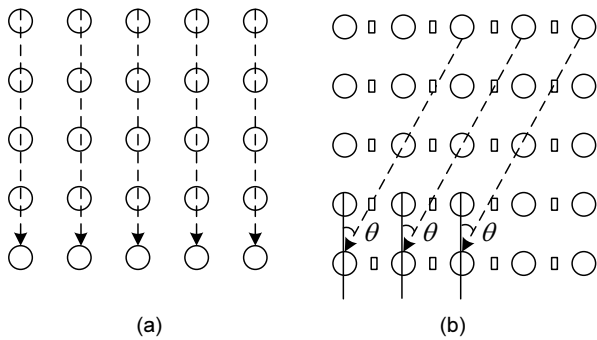
$$B = [B(u, v)]_{N \times N} = C_{N \times N} \cdot a \cdot C_{N \times N}^T, \tag{2}$$

where

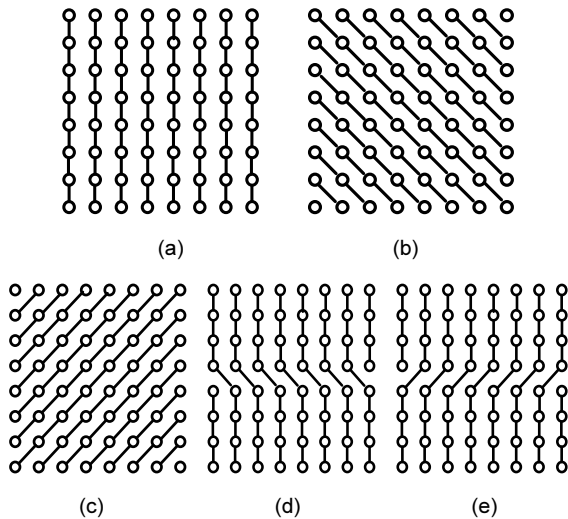
$$C_{N \times N} = [c(i, j)]_{N \times N}, c(i, j) = \alpha(i) \cos\left(\left(\frac{2j+1}{2N}\right) i\pi\right),$$

$$\alpha(i) = \begin{cases} \sqrt{1/N} & i = 0 \\ \sqrt{2/N} & i \neq 0. \end{cases} \tag{3}$$

Naturally, the conventional 2D DCT seems to be the best choice for image blocks in which vertical and/or horizontal edges dominate. However, it may cause some defects when it is applied to an image block in which other directional edges dominate. The major shortcoming of the separable transform is that it cannot represent the anisotropic edges in the image sparsely. In order to obtain the better representation of edges in all directions, the given image block is transformed on the basis of the directional DCT in Fig. 3.



**Fig. 3.** Exemplified elementary matrix operation: (a) no directional and (b) directional. The circles denote pixels, and the squares represent half-pixels.

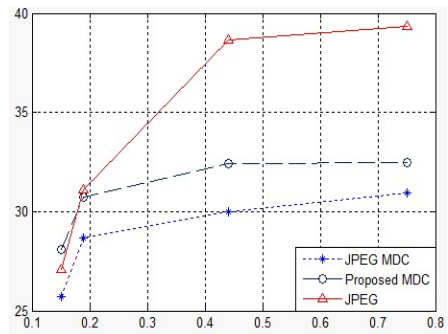


**Fig. 4.** Five direction modes: (a) vertical prediction, (b) diagonal down-right, (c) diagonal down-left, (d) vertical-right, and (e) horizontal-down. The circles denote pixels, and the dashed lines represent direction lines.

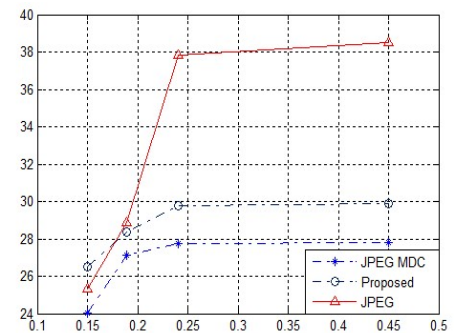
In the proposed method, there are in total five directional modes. Among these modes, one is the vertical prediction (mode 0), and the remaining are labeled diagonal down-right (mode 1), diagonal down-left (mode 2), vertical-right (mode 3), and horizontal-down (mode 4), as shown in Fig. 4(a), (b), (c), (d), and (e), respectively.

On the encoder side, the input image is first analyzed block-by-block to decide the transform directions. The 1D DCT transform is performed in each block of the selected direction along the vertical direction. Next, the horizontal DCT is applied in the second step.

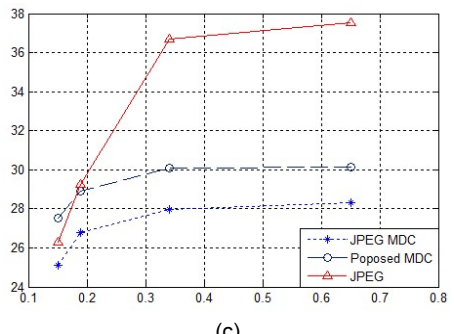
On the decoder side, when only one side description is received, the main task of the decoder is to interpolate the missing sub-image from the received sub-image. Although the proposed method involves the use of the directional data, all pixels in the partitioned blocks share a common direction



(a)



(b)



(c)

**Fig. 5.** Experimental results. The horizontal axis is bit per pixel and the vertical axis is peak signal-to-noise ratio (PSNR). (a) PSNR of the received interpolated image with side decoder1 of Lena image. (b) PSNR of the interpolated received image with side decoder1 with Barbara image. (c) PSNR of the received interpolated image with side decoder1 with Boat image. MDC: multiple description coding.

and the lost description is estimated from the four connected neighbors by using the conventional bilinear interpolation method. Since there are numerous interpolation algorithms for preserving the original textue contents of an image, we can enhance the quality of the reconstructed image by selecting any of the appropriate interpolation schemes.

Similarly, when two descriptions are simultaneously available at the decoder, a straightforward method is to decode the two descriptions simultaneously and then merge the two sub-images. Since each side description is compressed using quantization, any decoded pixel value from one description is only an approximation of the

original.

#### IV. EXPERIMENTAL RESULTS

Several experiments were conducted, and their results are presented in this section in order to evaluate the performance of the proposed image MDC scheme. The implementation of the new MDC scheme is integrated into JPEG coding, with the directional transform replacing the original 2D separable rectilinear discrete cosine transform.

Naturally, the JPEG MDC scheme is used as a benchmark for performance comparisons in terms of the peak signal-to-noise ratio (PSNR), where the input image is first split into two descriptions by quincunx lattice sub-sampling and then coded individually by JPEG coding.

To make a fair comparison, we also adopt the proposed texture-oriented interpolation and data fusion algorithms for the central decoding of JPEG MDC.

Two JPEG test images (Lena and Barbara) having a resolution of  $512 \times 512$  are used in our experiments. They are split into two descriptions, each of which is a quincunx lattice. Each description is compressed using JPEG coding and the proposed scheme.

We evaluate the PSNR performance of a side decoder when only one description is received. As proposed, the full-resolution images are reconstructed from the received side description by the texture orientation interpolation method. For the sake of comparison, we also compute the PSNR results of the widespread linear interpolation method when applied to the received quincunx image, as shown in Fig. 5. Since the two descriptions are balanced in our experiments, it suffices to list the PSNR values for description 1 of the proposed MDC scheme. The PSNR values shown in this figure are calculated over all samples including both the decoded and the interpolated images. The rates are also calculated over all samples in terms of a full-resolution image. One can observe that at low rates (e.g., 0.125 bpp), the two interpolation methods perform roughly the same, with only a small advantage to the texture orientation method. This is due to the lack of high-frequency components in the received side description at a low rate.

#### V. CONCLUSIONS

In this paper, we proposed a new MDC scheme using the directional DCT transform. The input image was directly split into two descriptions in the pixel domain using quincunx lattice sub-sampling. Using DDCT, we repre-

sented the image pixels oriented in different directions perfectly. The experimental results confirmed that the proposed directional MDC scheme could outperform the JPEG MDC scheme by up to 0.9 in the cases of both side decoding and central decoding.

#### ACKNOWLEDGMENTS

This research was supported by the Ministry of Science, ICT and Future Planning (MSIP), Korea, under the IT/SW Creative Research Program supervised by the National IT Industry Promotion Agency (NIPA-2013-H0502-13-1094). Further, this research was supported by the Basic Science Research Program through the National Research Foundation of Korea funded by the Ministry of Education, Science and Technology (No. 2010-0008974).

#### REFERENCES

- [1] V. A. Vaishampayan, "Design of multiple description scalar quantizers," *IEEE Transactions on Information Theory*, vol. 39, no. 3, pp. 821-834, 1993.
- [2] V. K. Goyal, "Multiple description coding: compression meets the network," *IEEE Signal Processing Magazine*, vol. 18, no. 5, pp. 74-93, 2001.
- [3] V. A. Vaishampayan, N. J. A. Sloane, and S. D. Servetto, "Multiple description vector quantization with lattice codebook: design and analysis," *IEEE Transactions on Information Theory*, vol. 47, no. 5, pp. 1718-1734, 2001.
- [4] N. Franchi, M. Fumagalli, R. Lancini, and S. Tubaro, "Multiple description video coding for scalable and robust transmission over IP," *IEEE Transactions on Circuits Systems for Video Technology*, vol. 15, no. 3, pp. 321-334, 2005.
- [5] S. D. Servetto, K. Ramchandran, V. A. Vaishampayan, and K. Nahrstedt, "Multiple description wavelet based image coding," *IEEE Transactions on Image Processing*, vol. 9, no. 5, pp. 813-826, 2000.
- [6] S. S. Channappayya, J. Lee, R. W. Heath, and A. C. Bovik, "Frame based multiple description image coding in the wavelet domain," in *Proceedings of the IEEE International Conference on Image Processing*, Genoa, Italy, pp. 920-923, 2005.
- [7] P. Kauff and K. Schuur, "Shape-adaptive DCT with blockbased DC separation and  $\Delta$ DC correction," *IEEE Transactions on Circuits and Systems for Video Technology*, vol. 8, no. 3, pp. 237-242, 1998.



**Ramesh Kumar Lama**

received his B.S. degree from PulbanChal University and then, his M.S. degree from Chosun University in 2010. Currently, he is pursuing Ph.D. studies at Chosun University. His research interests include image and video coding and image enhancement.



**Goo-Rak Kwon**

received his M.S. in Electronic Engineering from Sungkyunkwan University in 1999. He received his Ph.D. in Mechatronic Engineering from Korea University in 2007. Further, he served as Chief Executive Officer and Director of Dalitech Co. Ltd. from May 2005 to February 2007. In 2008, he joined the Department of Information and Communication Engineering at Chosun University, Gwangju, Korea, where he is currently an associate professor. His research interests include A/V signal processing, multimedia communication, and the applications of these technologies.