

ZF-THP를 이용한 다중 안테나 다중 사용자 시스템에서 전송률 합 최적화를 위한 전력 할당 알고리즘

이육봉*, 송창익*, 이상림*, 이길봄*, 광진삼**, 이인규^o

Power Allocation Algorithms for ZF-THP Sum Rate Optimization in Multi-user Multi-antenna Systems

Wookbong Lee*, Changick Song*, Sangrim Lee*, Kilbom Lee*, Jin Sam Kwak**, Inkyu Lee^o

요 약

이 논문에서 우리는 Tomlinson-Harashima precoding (THP)를 이용한 다중 입력 단일 출력 다중 사용자 하향 링크 시스템을 위한 전력할당 기법에 대해 알아본다. Zero-forcing THP 시스템의 sum rate를 최대화하기 위해 우리는 이전 방법과는 달리 mutual information 방법을 적용하였다. 나아가서, 모듈로 오퍼레이션을 사용하는 유저에 적절한 전력 레벨을 할당하기 위해 간단한 전력 할당 알고리즘을 제안한다. 실험 결과는 제안된 기법이 기존의 water-filling 기법보다 성능이 우수하고, 시스템의 최적의 성능을 내는 기법과 성능은 유사하면서 보다 작은 복잡도로 이루는 것을 보여준다.

Key Words : ZF-THP, MIMO BC, Power Allocation, Mutual Information, 다중 안테나 다중 유저 시스템, 전력 할당

ABSTRACT

In this paper, we study a power allocation technique for Tomlinson-Harashima precoding (THP) in multi-user multiple input single output (MISO) downlink systems. In contrast to previous approaches, a mutual information based method is exploited for maximizing the sum rate of zero-forcing THP systems. Then, we propose a simple power allocation algorithm which assigns proper power level for modulo operated users.

Simulation results show that the proposed scheme outperforms a conventional water-filling method, and it provides similar performance with near optimal method with much reduced complexity.

I. 서 론

A multi-user multiple input multiple output (MIMO) technique allows us to support several users in cellular communication systems^[1]. A downlink transmission system is often modeled as a

MIMO broadcast channel (BC) where a base station (BS) with multiple antennas transmits to geographically separated users simultaneously. In the MIMO BC scenario, how to handle multi-user interference (MUI) has been one of major problems, and various precoding techniques have been made in

※ 본 연구는 한국연구재단 지원을 받아 수행되었음 (No. 2010-0017909.)

• 주저자 : 고려대학교 전기전자전파공학과, woobong@korea.ac.kr, 정회원

◦ 교신저자 : 고려대학교 전기전자전파공학과, inkyu@korea.ac.kr, 종신회원

* 고려대학교 전기전자전파공학과, generalsci@korea.ac.kr, sangrim78@korea.ac.kr, 정회원, bachhi@korea.ac.kr, 정회원

** LG 전자 차세대통신연구소, jinsam.kwak@lge.com

논문번호 : KICS2012-01-040, 접수일자 : 2012년 1월 31일, 최종논문접수일자 : 2012년 8월 8일

the literature^[2-9].

Dirty paper coding (DPC) is known as the optimal solution in the MIMO BC^[2]. However, implementing the DPC is quite challenging due to its complexity at both a transmitter and a receiver^[3]. In order to reduce the operational complexity while perfectly eliminating the MUI at each receiver, zeroforcing beamforming (ZF-BF)^[3], zero-forcing dirty paper coding (ZF-DPC)^[4], and zero-forcing Tomlinson-Harashima precoding (ZF-THP)^[5] have been proposed. Especially, the ZF-THP presubtracts residual interference utilizing the concept of decision feedback at the transmitter, and can be considered as a practical implementation method for the ZF-DPC.

Proper power allocation introduces a considerable performance improvement in the MIMO BC scenario. In [4], the authors provided a power allocation solution for the ZF-DPC where the single input single output (SISO) capacity formula for each virtual parallel channel[10] can be used for the power allocation. However, for THP based systems, there exists a THP loss^[6], which incurs a difficulty in finding the optimal transmit power for each user.

Since the actual input distribution for THP schemes is not Gaussian due to the modulo operation even if input distribution before the modulo operation is Gaussian, we cannot directly adopt the BC capacity formula^[11,12], which is based on Gaussian input, for optimization. Recently, the authors in [7] proposed a two-step design process for minimizing the total transmit power while satisfying every user's minimum data rate and maximum bit-error rate (BER) requirement. First, the BER and rate requirements are converted to "virtual rate" requirements, which account for a gap-to-capacity introduced by practical quadrature amplitude modulation (QAM) and the THP. Then, input covariance matrices are determined so that the virtual rates are provided at the minimum total transmit power. However, this approach does not give a solution for the sum rate performance maximization of the THP, since the gap-to-capacity or the THP loss is a

function of the transmit power for each user.

In this paper, we propose a simple power allocation algorithm for multi-user multiple input single output (MISO) downlink systems employing the ZF-THP. Instead of the gap-to-capacity based approach, we directly optimize the sum rate of the ZF-THP by allocating proper power for each user. For a non-Gaussian input distribution, the maximum achievable rate can no longer be expressed by the capacity. Thus, we formulate the maximization problem based on mutual information of an actual input distribution according to utilized constellations and the THP. Unfortunately, the mutual information for THP systems is generally a non-convex function with respect to the power allocation. Thus, we limit the minimum power level for each modulo operated user to make the problem tractable. Simulation results show that the sum rate provided by the proposed power allocation scheme outperforms the conventional ZF-DPC based power allocation scheme in^[4]. Also, we confirm that the proposed scheme provides similar performance with near optimal method with much reduced complexity. The following notations are used throughout the paper. We employ uppercase boldface letters for matrices and lowercase boldface for vectors. For any general matrix \mathbf{A} , \mathbf{A}^T and \mathbf{A}^H denote transpose and Hermitian, respectively. For any complex scalar variable a , $\mathcal{R}(a)$ and $\mathcal{I}(a)$ represent the real and imaginary part of a , respectively.

The rest of the paper is organized as follows: In Section II, we briefly introduce the conventional THP systems. Then we formulate the optimization problem of interest in Section III, and its performance is presented in Section IV. Section V concludes the paper.

II. System Model

In this section, we first review the SISO THP system. The main idea of the THP system is presubtracting known interference at the transmitter

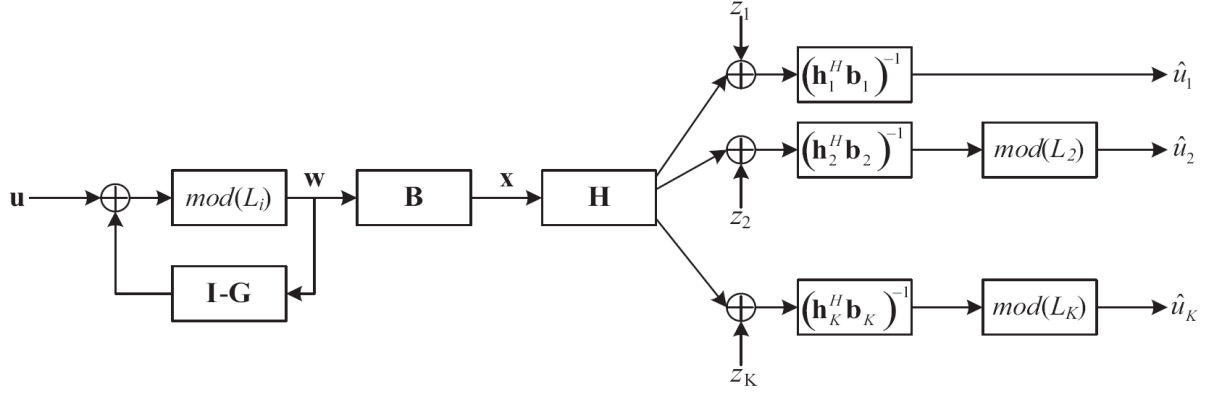


Fig. 1. System description of the ZF-THP system

using the concept of decision feedback. Since the presubtracted signal may have very large signal power, a modulo operation is employed. Letting x and s be the transmit and the interference signal, respectively, the received signal y in the THP system with size L modulo operation is obtained by

$$y = x + s + z = (u - s)_{\text{mod}(L)} + s + z \quad (1)$$

where z denotes the complex additive white Gaussian noise (AWGN) with variance σ_z^2 , u is the user data chosen from the M-ary constellation χ_M , and $(a)_{\text{mod}(L)}$ indicates the modulo operation whose output lies within the interval of $[-L, L)$ for each dimension (real and imaginary). Here we have

$$(a)_{\text{mod}(L)} = a + 2L \left(\left\lfloor \frac{1 - \Re(a)/L}{2} \right\rfloor + j \left\lfloor \frac{1 - \Im(a)/L}{2} \right\rfloor \right) \quad (2)$$

where $\lfloor b \rfloor$ represents the maximum integer value which does not exceed a real variable b . The choice of L can be determined to maintain the minimum distance of the system.

After applying the modulo operation again at the receiver, the final observation \hat{u} can be expressed by

$$\begin{aligned} \hat{u} &= (y)_{\text{mod}(L)} = ((u - s)_{\text{mod}(L)} + s + z)_{\text{mod}(L)} \\ &= u + z + 2L(\alpha + \beta j) \end{aligned} \quad (3)$$

where α and β are integers determined by u , s , and z so that the range of \hat{u} lies within $[-L, L)$ for each dimension.

Now we review the ZF-THP system which applies THP using a ZF beamformer in MISO systems. A structure of ZF-THP system[5] is shown in Fig. 1 for the MISO BC channel. Let us consider a BS equipped with N_t antennas which tries to transmit independent information simultaneously to K users with a single antenna. Note that the performance of ZF-THP depends on the user ordering[5]. Without loss of generality we assume that the encoding order is set from the 1-st user to the K -th user stream. Then for flat fading channels, the received signal at the i -th user ($i = 1, \dots, K$) can be written as

$$\begin{aligned} y_i &= \mathbf{h}_i^H \mathbf{x} + z_i \\ &= \sqrt{P_i} \mathbf{h}_i^H \mathbf{b}_i w_i + \mathbf{h}_i^H \sum_{i \neq j} \sqrt{P_j} \mathbf{b}_j w_j + z_i \end{aligned} \quad (4)$$

where $\mathbf{h}_i \in \mathbb{C}^{N_t \times 1}$ is the complex channel response vector between the transmitter and the i -th user, $\mathbf{x} \in \mathbb{C}^{N_t \times 1}$ represents the transmit

signal vector with $E[\mathbf{x}^H\mathbf{x}] = P$, $P_i = \epsilon_{x_i}$ designates the transmit signal power for the i -th user, w_i is defined by

$$w_i = \left(u_i - \sum_{j=1}^{i-1} g_{i,j} w_j \right)_{\text{mod}(L_i)} \quad \text{with } g_{i,j} \text{ being}$$

the (i, j) -th element of the interference cancelation matrix $\mathbf{G} \in \mathbb{C}^{K \times K}$, u_i denotes the i -th user signal drawn from the size M_i constellation point χ_{M_i} with unit variance, L_i equals the i -th user's modulo size, and $\mathbf{b}_i \in \mathbb{C}^{N_i \times 1}$ stands for the transmit precoder for the i -th user. Note that since the output signal uniformly spreads over $[-L_i, L_i)$ in each dimension[6], the variance of w_i becomes $\sigma_{w,i}^2 = 2L_i^2/3$ for $i \neq 1$ and $\sigma_{w,1}^2 = 1$.

For the ZF-THP system, the transmit precoding matrix $\mathbf{B} \in \mathbb{C}^{N_t \times K}$ can be obtained by QR decomposition of the stacked channel matrix $\mathbf{H} \triangleq [\mathbf{h}_1 \mathbf{h}_2 \dots \mathbf{h}_K]^T = \mathbf{R}^H \mathbf{Q}^H$ where $\mathbf{Q} \in \mathbb{C}^{N_t \times N_t}$ and $\mathbf{R} \in \mathbb{C}^{N_t \times K}$ are a unitary and an upper triangular matrix, respectively. Then, we have

$$\mathbf{B} = [\sqrt{P_1} \mathbf{b}_1 \sqrt{P_2} \mathbf{b}_2 \dots \sqrt{P_K} \mathbf{b}_K]^T \quad (5)$$

where $\mathbf{b}_i = \mathbf{q}_i / \sigma_{w,i}$ with \mathbf{q}_i being the i -th column vector of \mathbf{Q} .

For the first user, the received signal after eliminating the channel gain $\sqrt{P_1} \mathbf{h}_1^H \mathbf{b}_1$ at the receiver is now written as

$$\hat{u}_1 = u_1 + \frac{z_1}{\sqrt{P_1} \mathbf{h}_1^H \mathbf{b}_1} \quad (6)$$

Also for the i -th receiver ($i \neq 1$), after removing the channel gain $\sqrt{P_i} \mathbf{h}_i^H \mathbf{b}_i$ and applying the modulo operation, the received signal becomes

$$\begin{aligned} \hat{u}_i &= \left(w_i + \sum_{j=1}^{i-1} \frac{\sqrt{P_j} \mathbf{h}_i^H \mathbf{b}_j}{\sqrt{P_i} \mathbf{h}_i^H \mathbf{b}_i} w_j + \frac{z_i}{\sqrt{P_i} \mathbf{h}_i^H \mathbf{b}_i} \right)_{\text{mod}(L_i)} \\ &= \left(u_i - \sum_{j=1}^{i-1} g_{i,j} w_j + \sum_{j=1}^{i-1} \frac{\sqrt{P_j} \mathbf{h}_i^H \mathbf{b}_j}{\sqrt{P_i} \mathbf{h}_i^H \mathbf{b}_i} w_j + \frac{z_i}{\sqrt{P_i} \mathbf{h}_i^H \mathbf{b}_i} \right)_{\text{mod}(L_i)} \end{aligned} \quad (7)$$

Here, we set $g_{i,j}$ to be $\sqrt{P_j} \mathbf{h}_i^H \mathbf{b}_j / \sqrt{P_i} \mathbf{h}_i^H \mathbf{b}_i$ for $i > j$, and 0 for $i \leq j$ to completely eliminate other users' interference. Note that we do not need the modulo operation at the first user.

III. Mutual Information Based Optimization

In this section, we propose a mutual information based simple power allocation algorithm to optimize the sum rate performance of ZF-THP. It was recognized in [6] that THP systems suffer from the following loss with respect to capacity.

- Shaping loss: When the power of the interference signal s is large, x is uniformly distributed over $[-L, L)$ in each dimension. Since the capacity is achieved with the Gaussian distributed input, this introduces a shaping loss.
- Power loss: The transmitted signal x in the THP can have higher power than the intended signal u . For example, with the input signal of unit power, the transmitted signal power ϵ_x equals $2L^2/3$.
- Modulo loss: After the modulo operation at the receiver, the noise is no longer AWGN and the number of nearest neighbors increases.

As a consequence of these THP loss, the gap between capacity and mutual information becomes large. To better reflect supportable rates, we introduce mutual information based optimization.

First of all, we need to calculate the mutual information between u and \hat{u} in equation (3). Since the real and imaginary parts are orthogonal, the mutual information for the size M constellation

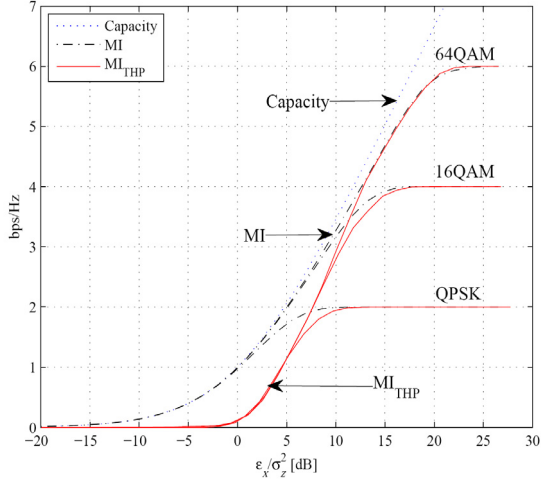


Fig. 2. Mutual information as a function of ϵ_x/σ_z^2

can be obtained by

$$\begin{aligned} \text{MI}_{\text{THP},M} &= I(u; \hat{u}) \\ &= 2(H(\mathcal{R}(\hat{u}) - H(\mathcal{R}(\hat{u})|\mathcal{R}(u))) \\ &= \frac{2}{M} \sum_{m=1}^M \int_{-\infty}^{\infty} p_m \log_2 \left(\frac{p_m}{\frac{1}{M} \sum_{k=1}^M p_k} \right) d\mathcal{R}(\hat{u}) \end{aligned} \quad (8)$$

where p_m represents $p(\mathcal{R}(\hat{u})|\mathcal{R}(u) = \mathcal{R}(a_m))$ and a_m is the m -th element of \mathcal{X}_M .

Also, for an arbitrary s and the additive Gaussian noise z with variance σ_z^2 per dimension, p_m can be expressed as

$$p_m = \frac{1}{\sqrt{\pi\sigma_z^2}} \sum_{l=-\infty}^{\infty} \exp\left(-\frac{|\mathcal{R}(\hat{u}) - \mathcal{R}(a_m) + 2lL|^2}{\sigma_z^2}\right) \quad (9)$$

for $-L \leq \mathcal{R}(\hat{u}) < L$ and 0 for elsewhere. Fig. 2 illustrates the $\text{MI}_{\text{THP},M}$ values for M-QAM at $E[|x|^2]/E[|z|^2] = \epsilon_x/\sigma_z^2$ in comparison to the mutual information without modulo operation denoted by MI_M .

Let us define MI_{THP} and MI as the mutual

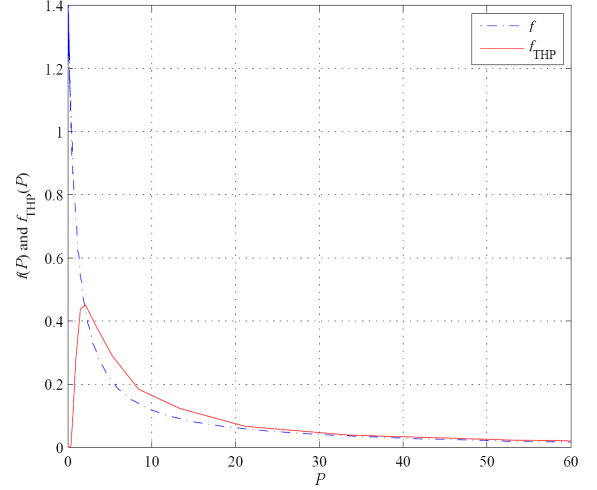


Fig. 3. Plot of derivatives of MI

information with the maximum constellation level M_{max} with and without the modulo operation, respectively. Then, from (5)-(7), the mutual information based optimization problem for ZF-THP systems can be formulated as

$$\begin{aligned} \max_{P_1, \dots, P_K} & \text{MI}(\gamma_1 P_1) + \sum_{i=2}^K \text{MI}_{\text{THP}}(\gamma_i P_i) \\ \text{s.t.} & \sum_{i=1}^K P_i \leq P \end{aligned} \quad (10)$$

where $\gamma_i = |\mathbf{h}_i^H \mathbf{b}_i|^2 / \sigma_z^2$.

To solve the problem (10), we apply the Lagrange multiplier as

$$\begin{aligned} J &= \text{MI}(\gamma_1 P_1) + \sum_{i=2}^K \text{MI}_{\text{THP}}(\gamma_i P_i) \\ &+ \lambda \left(\sum_{i=1}^K P_i - P \right) \end{aligned} \quad (11)$$

Setting the gradient of J with respect to P_i equal to zero, we have

$$\frac{\partial J}{\partial P_1} = \gamma_1 \frac{\partial \text{MI}(\gamma_1 P_1)}{\partial P_1} + \lambda = 0 \quad \text{for } i = 1 \quad (12)$$

and

$$\frac{\partial J}{\partial P_i} = \gamma_i \frac{\partial \text{MI}_{\text{THP}}(\gamma_i P_i)}{\partial P_i} + \lambda = 0 \text{ for } i \neq 1 \quad (13)$$

Define $f(P) \triangleq \frac{\partial \text{MI}(P)}{\partial P}$, $f_{\text{THP}}(P) \triangleq \frac{\partial \text{MI}_{\text{THP}}(P)}{\partial P}$, and its inverse f^{-1} and f_{THP}^{-1} , respectively. Then, the solution is easily computed for $i = 1$ as

$$P_1^* = \begin{cases} \frac{1}{\gamma_1} f^{-1}\left(-\frac{\lambda}{\gamma_1}\right) & \text{for } -\frac{\lambda}{\gamma_1} \leq \max(f(P)) \\ 0 & \text{else} \end{cases} \quad (14)$$

and for $i \neq 1$ as

$$P_i^* = \begin{cases} \frac{1}{\gamma_i} f_{\text{THP}}^{-1}\left(-\frac{\lambda}{\gamma_i}\right) & \text{for } -\frac{\lambda}{\gamma_i} \leq \max(f_{\text{THP}}(P)) \\ 0 & \text{else} \end{cases} \quad (15)$$

Here, each solution must satisfy the total power constraint,

$$\left(\sum_{k=1}^K P_k(\lambda) \right) - P = 0 \quad (16)$$

where $P_k(\lambda)$ represents P_k^* for the corresponding λ . Since MI_{THP} is not convex with respect to P as shown in Fig. 2, a solution of equation (10) may not be globally optimal.

In equation (14) and (15), $f(P)$ and $f_{\text{THP}}(P)$ should be found numerically from MI and MI_{THP} , respectively, as illustrated in Fig. 3, because there is no closed form solution for the mutual information and its derivative. Thus, we need to use, for example, a look-up table to obtain the final solution. Also, f_{THP} is not a monotonic function, and thus f_{THP}^{-1} does not have a unique solution. To overcome this issue, we ignore the low power region below the peak

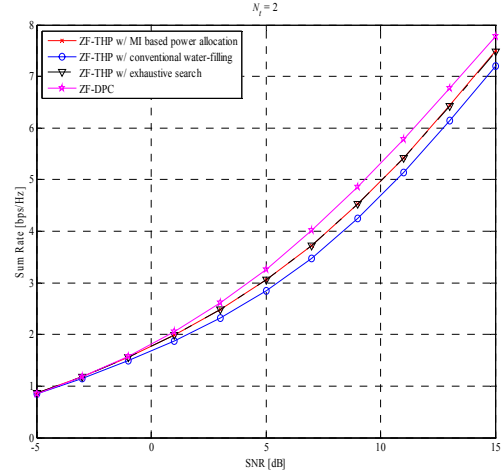


Fig. 4. Sum rate performance of two transmit antenna systems

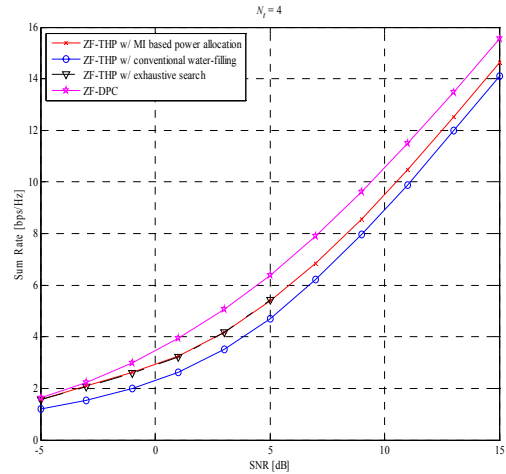


Fig. 5. Sum rate performance of four transmit antenna systems

for f_{THP}^{-1} by limiting the minimum power level for modulo operated users. Then, f_{THP}^{-1} becomes a monotonically decreasing function, and a simple bisection method can be applied to find a solution in (16). We will show in the following section that our approach does not degrade the performance while almost the same complexity is maintained as the conventional water-filling algorithm.

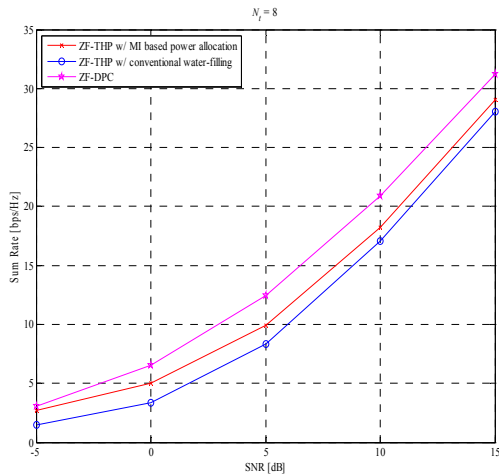


Fig. 6. Sum rate performance of eight transmit antenna systems

IV. 실험

In this section, we demonstrate the efficiency of our algorithm using Monte-Carlo simulations compared to the conventional water-filling optimization method in [4]. The sum rate of ZF-THP systems is calculated with $M_{\max} = 64$. We include the performance of an exhaustive search method that serves as a benchmark to validate our algorithm. Here the exhaustive search method refers collecting best performance among all possible power level combinations with 0.1 dB step. Also, we include ZF-DPC results, which are upper bounds for the ZF-THP system. To determine the encoding order of the ZF-THP system, we evaluate all possible $K!$ combinations to identify the best one. For all simulations, we assume that the transmitter supports at most N_t users. Since power allocation algorithms may provide zero power to some users, the number of effective number of users can be less than N_t . Figures 4, 5, and 6 show simulation results for the case of $N_t = 2, 4,$ and $8,$ respectively. Note that we do not include an exhaustive search method for $N_t = 8$ case due to its extremely high complexity. From these plots, we confirm that the proposed scheme outperforms the ZF-THP system with the conventional water-filling optimization

method. Also, we can see that the MI based optimization exhibits performance identical to the exhaustive scheme, which shows that limiting the minimum power level for modulo operated users does not have any impact on the performance. One interesting point here is that our scheme shows high performance gains over the conventional water-filling optimization for the moderate SNR range, which is important especially for cellular networks where other cell interference exists^[13]. For $N_t = 4$ and $8,$ $5 \sim 30 \%$ and $7 \sim 50 \%$ gains at $0 \sim 10$ dB can be obtained, respectively, while the performance gap is reduced as SNR grows. This is due to the fact that the performance difference is large when a low constellation level is selected, since a THP loss is larger for lower constellation levels.

V. 결론

In this paper, we have proposed a simple power allocation method for ZF-THP systems over MISO broadcast channels. We have first formulated the optimization problem based on the mutual information. Then we have limited the minimum power level for modulo operated users to simplify the algorithm. Simulation results show that the proposed scheme outperforms the ZF-THP system with the conventional waterfilling optimization method, and also provides similar performance with near optimal method with much reduced complexity.

References

[1] Q. Li, G. Li, W. Lee, M. Lee, D. Mazzaresse, B. Clerckx, and Z. Li, "MIMO techniques in WiMAX and LTE: a feature overview," *IEEE Communication Magazine*, vol. 48, pp. 86 - 92, May. 2010.

[2] S. Vishwanath, N. Jindal, and A. Goldsmith, "Duality, Achievable Rates, and Sum-Rate Capacity of Gaussian MIMO Broadcast Channels," *IEEE Transactions on Information*

Theory, vol. 49, pp. 2658 - 2668, Oct. 2003.

[3] Q. H. Spencer, A. L. Swindlehurst, and M. Haardt, "Zero-Forcing Methods for Downlink Spatial Multiplexing in Multiuser MIMO Channels," *IEEE Transactions on Signal Processing*, vol. 52, pp. 461 - 471, Feb. 2004.

[4] G. Caire and S. Shamai, "On the achievable throughput of a multiantenna Gaussian broadcast channel," *IEEE Transactions on Information Theory*, vol. 49, pp. 1691 - 1706, Jul. 2003.

[5] C. Windpassinger, R. F. Fisher, T. Vencel, and J. B. Huber, "Precoding in Multiantenna and Multiuser Communications," *IEEE Transactions on Wireless Communications*, vol. 3, pp. 1305 - 1316, Jul. 2004.

[6] W. Yu, D. P. Varodayan, and J. M. Cioffi, "Trellis and Convolutional Precoding for Transmitter-Based Interference Presubtraction," *IEEE Transactions on Communication*, vol. 53, pp. 1220 - 1230, Jul. 2005.

[7] C.-H. F. Fung, W. Yu, and T. J. Lim, "Precoding for the Multiantenna Downlink: Multiuser SNR Gap and Optimal User Ordering," *IEEE Transactions on Communication*, vol. 55, pp. 188 - 197, Jan. 2007.

[8] H.-S. Han, S.-H. Park, S. Lee, and I. Lee, "Modulo Loss Reduction for Vector Perturbation Systems," *IEEE Transactions on Communications*, vol. 58, pp. 3392 - 3397, Dec. 2010.

[9] S.-H. Park, H.-S. Han, and I. Lee, "A Decoupling Approach for Low-Complexity Vector Perturbation in Multiuser Downlink Systems," *IEEE Transactions on Wireless Communications*, vol. 10, pp. 1697 - 1701, Jun. 2011.

[10] S. Boyd and L. Vandenberghe, *Convex Optimization*. Cambridge, 2004.

[11] W. Yu and J. M. Cioffi, "Sum Capacity of Gaussian Vector Broadcast Channels," *IEEE Transactions on Information Theory*, vol. 50, pp. 1875 - 1892, Sep. 2004.

[12] S. Vishwanath, N. Jindal, and A. Goldsmith,

"Duality, Achievable Rates, and Sum-Rate Capacity of Gaussian MIMO Broadcast Channels," *IEEE Transactions on Information Theory*, vol. 49, pp. 2658 - 2668, Oct. 2003.

[13] J. G. Andrews, W. Choi, and Robert W. Heath Jr., "Overcoming Interference in Spatial Multiplexing MIMO Cellular Networks," *IEEE Transactions on Information Theory*, vol. 14, pp. 95 - 104, Dec. 2007.

이 욱 봉 (Wookbong Lee)



2002년 8월 고려대학교 전파 공학과 졸업
 2005년 2월 고려대학교 전파 공학과 석사
 2010년 9월~현재 고려대학교 전기전자전파공학과 박사과정

<관심분야> 전자공학, 통신공학

송 창 익 (Changick Song)



2007년 8월 고려대학교 공학 학사
 2012년 8월 고려대학교 공학 박사
 <관심분야> 전자공학, 통신공학

이 상 림 (Sangrim Lee)


2005년 8월 고려대학교 전기전자전파 공학부 졸업



2007년 8월 고려대학교 전기 전자전파 공학과 석사
 2007년 8월~2010년 2월 삼성 전자 연구원
 2010년 3월~현재 고려대학교 전기전자전파공학과 박사과정

<관심분야> Signal Processing and coding theory for wireless communication, multi-user information theory, Random matrix theory

이 길 봄 (Kilbom Lee)



2006년 8월 고려대학교 전기전
자전파 공학부 졸업
2007년 2월~현재 고려대학교
전기전자전파공학과 박사과
정
<관심분야> MIMO, OFDM,
신호처리, 동기화

곽 진 삼 (Jinsam Kwak)



1998년 2월 서울대학교 전기공
학부 졸업
2000년 2월 서울대학교 전기컴
퓨터공학부 석사
2004년 8월 서울대학교 전기컴
퓨터공학부 박사
2005년 10월 조지아 공대 박

사후 연구원

2006년 12월 텍사스 오스틴 주립대 박사후 연구원

2007년 1월~현재 LG 전자

<관심분야> 전자공학, 통신공학

이 인 규 (Inkyu Lee)



1990년 2월 서울대학교 제어
계측공학과 졸업
1992년 2월 Stanford
University 공학 석사
1995년 6월 Stanford
University 공학 박사
1995년 11월~2001년 3월

AT&T Bell Lab, Lucent Technologies 책임 연
구원

2001년 3월~2002년 7월 Wireless Research Lab,
Agere Systems 수석 연구원

2002년 9월~현재 고려대학교 공과대학 전기전자전
파공학과 교수

<관심분야> 무선통신