

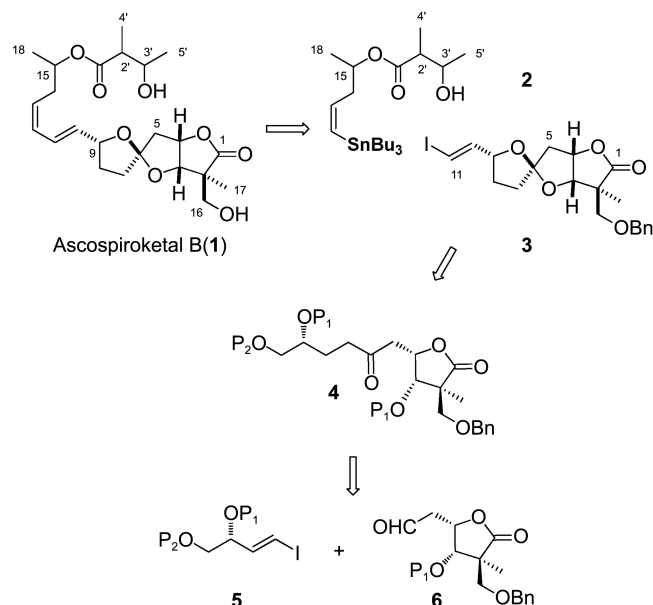
Studies on Enantioselective Total Synthesis of Ascospiroketal B (I)[†]Jong Woo Kim, Hyo Won Lee,^{‡,*} and Duck-Hyung Lee*Organic Chemistry Research Center, Department of Chemistry, Sogang University, Seoul 121-742, Korea
*E-mail: dhlee@sogang.ac.kr[‡]Department of Chemistry, Chungbuk National University, Cheongju, Chungbuk 361-763, Korea
*E-mail: hwnlee@chungbuk.ac.kr

Received March 16, 2011, Accepted April 1, 2011

Key Words : Ascospiroketal B, Asymmetric alkylation, Quaternary carbon center, NHK-reactoin

Ascospiroketal B (**1**) was isolated from the *Ascochyta slicorniae*, a marine-derived fungus known as rich sources of secondary metabolites, by OSMAC (One Strain-Many Compounds) approach.¹ Although the relative structure of ascospiroketal B (**1**) was elucidated by G. M. König in 2007 by use of ¹H NMR, ¹³C NMR, IR, 2D HSQC, 2D NOSEY and so on,² the relative configurations at C2', C3' and C15 still need to be determined, probably due to the flexibility of the side chain. Key structural features include a tricyclic spiro skeleton and eight stereogenic centers with one quaternary carbon center at C2 position. We report herein the first synthesis of C1-C10 fragment **20** of ascospiroketal B (**1**).

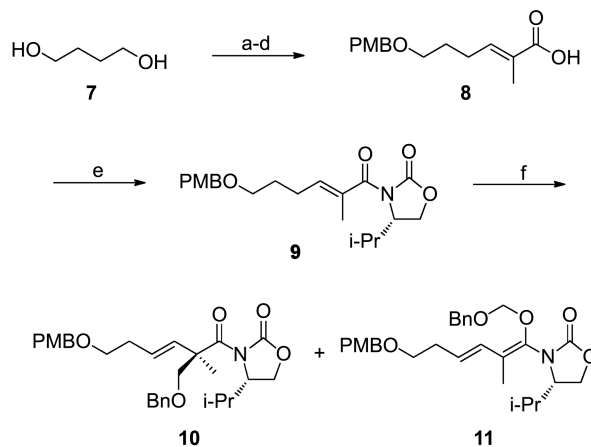
Retrosynthetic strategy is summarized in Figure 1. The C11-C12 bond would be introduced by Stille coupling of the vinyl tin **2** and C1-C11 fragment **3**. Fragment **3** should be derived from the intermediate **4** and the intermediate **4** could be synthesized from NHK reaction between vinyl iodide **5** and aldehyde **6**. We envisioned that installation of the quaternary chiral center at C2 of ascospiroketal B (**1**) would be

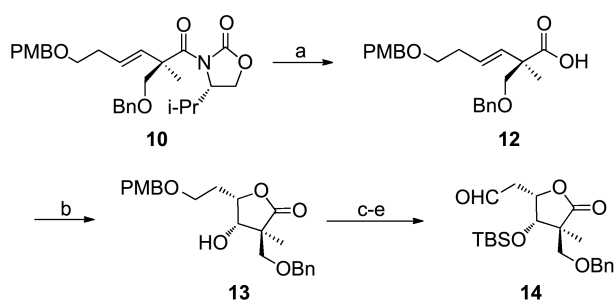
**Figure 1.** Retrosynthesis of Ascospiroketal B (I).

accomplished by asymmetric alkylation protocol.

Key intermediate **10** was prepared from the commercially available 1,4-butanediol (**7**) (Scheme 1).³ After mono-protection of the diol **7** using NaH, PMBCl, and TBAI in THF in 64% yield, the primary hydroxyl group was converted quantitatively to the aldehyde by Swern oxidation. Aldehyde was subsequently converted to α,β -unsaturated ester using stabilized Wittig reagent in benzene,³ and hydrolysis using 2 N NaOH in MeOH provided the carboxylic acid **8** in 81% two-step yield. Pivaloylation of the acid moiety in **8** by pivaloyl chloride afforded the mixed anhydride, which was immediately treated with the lithium salt of (*S*)-4-isopropylloxazolidin-2-one to give the intermediate **9** in 73% yield. Quaternary center at C2 of the intermediate **9** was constructed with NaHMDS and BOMCl⁴ to provide the desired *C*-alkylation product **10** (59%) along with the *O*-alkylated product **11** (11%). Use of HMPA as additive gave the *O*-alkylation product **11** only.

The chiral auxiliary in **10** was removed using LiOH and H₂O₂ in aqueous THF in 83% yield (Scheme 2). Although Sharpless asymmetric dihydroxylation of carboxylic acid **12** took 2 days using AD-mix- α and methanesulfonamide in *t*-BuOH and H₂O at 0 °C, the resulting 1,2-diol was cyclized

**Scheme 1.** Synthesis of intermediate **10**. (a) PMBCl, TBAI, NaH, THF, 64% (b) (COCl)₂, DMSO, CH₂Cl₂, Et₃N, -78 °C, 100% (c) Ph₃P=C(Me)CO₂Et, benzene, 5 hr, reflux, 99% (d) 2N NaOH, MeOH, 60 °C, 2 hr, 82% (e) (i) PivCl, *N*-methylmorpholine (ii) (*S*)-4-isopropylloxazolidin-2-one, *n*-BuLi, 73% (f) NaHMDS, BOMCl, THF, 59%.[†]This paper is dedicated to Professor Eun Lee on the occasion of his honourable retirement.



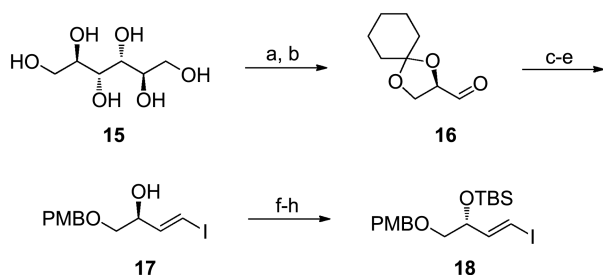
Scheme 2. Synthesis of aldehyde 14. (a) LiOH, H₂O₂, THF, H₂O, 83% (b) AD-mix- α , methanesulfonamide, *t*-BuOH, H₂O, 0 °C, 2 days, 64% (c) TBSOTf, Et₃N, CH₂Cl₂, 0 °C, 95% (d) DDQ, CH₂Cl₂, H₂O, 2 hr, 81% (e) (COCl)₂, DMSO, CH₂Cl₂, Et₃N, -78 °C, 100%.

spontaneously by simple stirring in CH₂Cl₂ after normal work-up to afford the intermediate **13** in 64% overall yields. Butyrolactone **13** was further converted to the corresponding aldehyde **14** via TBS-protection, PMB-deprotection, and oxidation in 77% overall yields.

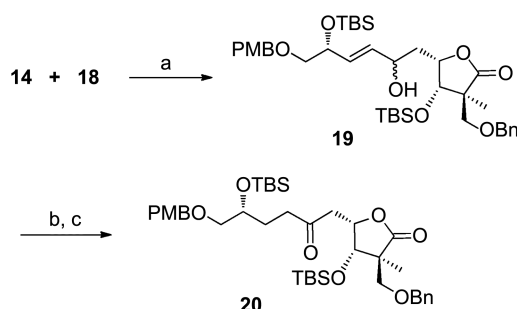
Synthesis of another key intermediate **18** was summarized in Scheme 3. Commercially available D-mannitol (**15**) was converted to aldehyde **16** by conversion of two 1,2-diol moieties to 1,3-dioxolane protecting groups and subsequent oxidative cleavage of the remaining 1,2-diol in 46% overall yields.⁵ Takai protocol for the introduction of (*E*)-selective vinyl iodide,⁶ TFA-mediated deprotection of the dioxolane protecting group in MeOH,⁷ and PMB-*mono*-protection of the resulting primary alcohol provided the secondary alcohol **17** in 51% three-step yields. Mitsunobu inversion of the secondary hydroxyl group in **17**,⁸ methanolysis of the benzoate using K₂CO₃ in MeOH, and TBS-protection of the resulting alcohol provided the vinyl iodide **18** in 45% overall yields.

Finally, intermediate **19** was prepared by Nozaki-Hiyama-Kishi reaction between aldehyde **14** and vinyl iodide **18** in 64% yield (Scheme 4).⁹ Without separation of two diastereomers, intermediate **19** was converted to α,β -unsaturated ketone by Dess-Martin periodinane in 83% yield, and selective reduction of double bond in the presence of carbonyl group was accomplished to provide the intermediate **20**, a C1-C10 precursor of ascospiroketal B (**1**),¹⁰ by Pd/C in EtOH under H₂ atmosphere in 93% yield.

In summary, the C1-C10 fragment **20** (14 linear-steps, 4.5%



Scheme 3. Synthesis of vinyl iodide 18. (a) Cyclohexanone, BF₃·OEt₂, CH(OMe)₃, DMSO, 24 hr (b) NaIO₄, Bu₄NBr(cat.), Et₂O, H₂O, 2 hr, 46% (over 2 steps) (c) CrCl₂, CHI₃, THF, 5 hr, 72% (d) TFA, MeOH, 72% (e) PMBOC(=NH)(CCl₃), *p*-TsOH(cat.), CH₂Cl₂, 98% (f) DEAD, PPh₃, BzOH, CH₂Cl₂, 0 °C, 2 hr, 76% (g) MeOH, K₂CO₃, 5 hr, 76% (h) TBSCl, imidazole, CH₂Cl₂, 78%.



Scheme 4. Synthesis of intermediate 20. (a) CrCl₂, NiCl₂, DMSO, 64% (b) Dess-Martin periodinane, CH₂Cl₂, 83% (c) Pd/C, EtOH, 93%.

overall yields from **7**) of ascospiroketal B (**1**) has been synthesized through asymmetric alkylation for the introduction of the quaternary chiral center and NHK-reaction as key steps.

Acknowledgments. This research was assisted financially by National Research Foundation of Korea (NRF-314-2007-1-C00162). The instrument facilities of the Organic Chemistry Research Center (OCRC) in Sogang University were also helpful.

References

- Bode, H. B.; Bethe, B.; Hofs, R.; Zeeck, A. *ChemBiochem.* **2002**, *3*, 619-627.
- Seibert, S. F.; Krick, A.; Eguereva, E.; Kehraus, S.; König, G. M. *Org. Lett.* **2007**, *9*, 239-242.
- (a) Jang, M. Y.; Kim, J. W.; Lee, D. H. *Bull. Kor. Chem. Soc.* **2005**, *26*, 1497-1498. (b) Kim, J. W.; Kong, S. J.; Kim, Y. J.; Lee, D. H. *Bull. Kor. Chem. Soc.* **2008**, *29*, 297-298.
- Hosokawa, S.; Sekiguchi, K.; Enemoto, M.; Kobayashi, S. *Tetrahedron Lett.* **2006**, *47*, 213-216.
- (a) Yin, H.; Franck, R. W.; Chen, S. L.; Quigley, G. J.; Todaro, L. *J. Org. Chem.* **1992**, *57*, 644-651. (b) Hiroya, K.; Ichihashi, Y.; Furutono, A.; Inamoto, K.; Sakamoto, T.; Doi, T. *J. Org. Chem.* **2009**, *74*, 6623-6630.
- Takai, K.; Nitta, K.; Utimoto, K. *J. Am. Chem. Soc.* **1986**, *108*, 7408-7410.
- Kiyotsuka, Y.; Katayama, Y.; Acharya, H. P.; Hyodo, T.; Kobayashi, Y. *J. Org. Chem.* **2009**, *74*, 1939-1951.
- Son, J. B.; Hwang, M. H.; Lee, W.; Lee, D. H. *Org. Lett.* **2007**, *9*, 3897-3900.
- Jin H.; Uenishi J.; Christ, W. J.; Kishi, Y. *J. Am. Chem. Soc.* **1986**, *108*, 5644-5646.
- [α]_D²⁰ = +21.1 (c. 0.007, MeOH); ¹H NMR (CDCl₃, 500 MHz) δ 7.36-7.26 (m, 5H), 7.25 (d, *J*=8.5 Hz, 2H), 6.88 (d, *J*=8.5 Hz, 2H), 5.03 (m, 1H), 4.6-4.36 (m, 4H), 4.24 (d, *J*=5 Hz, 1H), 3.82 (m, 1H), 3.80 (s, 3H), 3.68 (d, *J*=4.5 Hz, 1H), 3.52 (d, *J*=4.5 Hz, 1H), 3.36-3.27 (m, 2H), 2.97 (td, *J*=17.5, 7.5 Hz, 1H), 2.74-2.62 (m, 1H), 2.46-2.37 (m, 1H), 1.86-1.81 (m, 1H), 1.71-1.64 (m, 1H), 1.31 (s, 3H), 0.91-0.86 (m, 18H), 0.07-0.02 (m, 12H); ¹³C NMR (CDCl₃, 125 MHz) δ 207.89, 178.23, 159.31, 137.94, 130.99, 130.53, 129.68, 129.64, 129.46, 129.41, 128.54, 128.00, 127.72, 127.60, 113.90, 78.66, 76.38, 76.29, 74.26, 73.61, 71.93, 70.44, 69.47, 65.55, 55.43, 49.77, 42.19, 42.09, 39.75, 39.29, 29.89, 28.31, 26.09, 26.08, 25.87, 18.96, 18.88, 18.32, 18.10 ppm; IR (neat) 2928, 2856, 1774, 1715, 1513, 1462, 1370, 1248, 1094, 833, 776 cm⁻¹; LC/MS: *m/z* calcd. for C₃₉H₆₂O₈Si₂ [M+Na]⁺ 737.4, found: 737.7.