

# Systematic Development of Tomato BioResources in Japan

Tohru Ariizumi<sup>1</sup>, Koh Aoki<sup>2</sup> and Hiroshi Ezura<sup>1,\*</sup>

<sup>1</sup>Graduate School of Life and Environmental Sciences, University of Tsukuba, Tsukuba 305-8572, Japan

<sup>2</sup>Kazusa DNA Research Institute, 2-6-7 Kazusa-Kamatari, Kisarazu 292-0818, Japan

**Subject areas:** Resources

**Author contribution:** T.A., K.A. and H.E. wrote this article.

\***Correspondence** and requests for materials should be addressed to H.E. ([ezura@gene.tsukuba.ac.jp](mailto:ezura@gene.tsukuba.ac.jp)).

**Reviewer:** Yasutaka Kubo, Okayama University, Japan; Masatomo Kobayashi, RIKEN BioResources Center, Japan

**Editor:** Yongpyo Lim, Chungnam National University, Republic of Korea

**Received** December 22, 2010;

**Accepted** January 05, 2011;

**Published** January 17, 2011

**Citation:** Ariizumi, T., et al. Systematic Development of Tomato BioResources in Japan. IBC 2011, 3:1, 1-6. doi: 10.4051/ibc.2011.3.1.0001

**Funding:** This work is supported by Ministry of Education, Culture, Sports, Science and Technology (MEXT), Japan.

**Competing interest:** All authors declare no financial or personal conflict that could inappropriately bias their experiments or writing.

**Copyright:** This article is licensed under a Creative Commons Attribution License, which freely allows to download, reuse, reprint, modify, distribute, and/or copy articles as long as a proper citation is given to the original authors and sources.

## SYNOPSIS

Recently, with the progress of genome sequencing, materials and information for research on tomato (*Solanum lycopersicum*) have been systematically organized. Tomato genomics tools including mutant collections, genome sequence information, full-length cDNA and metabolomic datasets have become available to the research community. In Japan, the National BioResource Project Tomato (NBRP Tomato) was launched in 2007, with aims to collect, propagate, maintain and distribute tomato bioresources to promote functional genomics studies in tomato. To this end, the dwarf variety Micro-Tom was chosen as a core genetic background, due to its many advantages as a model organism. In this project, a total of 12,000 mutagenized lines, consisting of 6000 EMS-mutagenized and 6000 gamma-ray irradiated M2 seeds, were produced, and the M3 offspring seeds derived from 2236 EMS-mutagenized M2 lines and 2700 gamma-ray irradiated M2 lines have been produced. Micro-Tom mutagenized lines in the M3 generation and monogenic Micro-Tom mutants are provided from NBRP tomato. Moreover, tomato cultivated varieties and its wild relatives, both of these are widely used for experimental study, are available. In addition to these bioresources, NBRP Tomato also provides 13,227 clones of full-length cDNA which represent individual transcripts non-redundantly. In this paper, we report the current status of NBRP Tomato and its future prospects.



**Keywords:** tomato, National BioResource Project, micro-tom, mutants, full length cDNA

## Introduction

Tomato (*Solanum lycopersicum*) is suggested to be native to South America, perhaps in the mountainous regions in Peru. It is also believed that tomatoes were transported to Central America, Mexico and Europe during the Age of Geographical Discovery<sup>1</sup>. Although the exact date of tomato domestication is not known, humanity has produced approximately 8000 tomato varieties since then. Tomato is one of the most popular vegetable crops in the world, and is sufficiently loved to give rise to several figurative expressions due to high contents of various nutrients, such as 'Golden apple', 'Love apple', and 'When tomatoes turn red, doctor's faces turn green'. In addition to its nutritional value, tomato is economically important, with one of the highest productions of edible crops in the world. According to the statistics of the Food and Agricultural Organization tomato production is about 1.3 million tons per year and ranks the 12th largest among all crops.

To improve the quality and yield of tomato, it is crucial to understand the molecular bases underlying these complex traits. Recent advances in plant genome sequencing have enabled us to link phenotype to DNA sequences. For tomato, an international genome sequencing project started in 2004, and the first draft genome assembly was placed in the public domain in 2009 (<http://solgenomics.net/genomes/index.pl>). To fully exploit the wealth of genome sequence information, we need genomic tools that support the functional analysis of genes, such as mutagenized lines, monogenic mutants, expressed sequence tags (EST) and full-length cDNAs. To this end, several tomato resource centers have been constructed internationally.

In Japan, development of tomato bioresources is performed in a framework of the National BioResource Project (NBRP). The NBRP started in 1998 with the aim of developing systematic bioresources for the comprehensive promotion of life science. NBRP currently covers 28 core organisms including animal species, microorganisms, embryonic stem (ES) cells and plants<sup>2</sup>. Tomato was added to this project in 2007. The main purpose of NBRP Tomato is to be a resource center at the hub of the tomato research community, as well as to establish bases of tomato genomics research. In this paper, we introduce the main activities of NBRP Tomato and its future prospects.

## Why Study Tomato?

From the phylogenetic point of view, tomato is regarded as a model plant of the Solanaceae family. The Solanaceae comprises 1000–2000 species, and includes a number of vegetable crops and ornamental plants of economic importance, including potato (*Solanum tuberosum* L.), eggplant (*S. melongena*), petunia (*Petunia × hybrida*), tobacco (*Nicotiana tabacum*) and pepper (*Capsicum annuum* L.). Many species of the Solanaceae share a basic set of 12 chromosomes and similar gene content. Nevertheless, they show remarkably different phenotypic outcomes, which make the Solanaceae an excellent system to study plant diversity and adaptation to environment<sup>1,3</sup>.

The development of new tomato varieties with novel properties such as high sugar content, high nutritional value, high yield and high degree of disease resistance are the main targets of commercial breeding companies. Such new varieties promise high prices due to higher quality.

From the scientific point of view, tomatoes have three major unique features compared to the other model plants, including *Arabidopsis* and rice. First, tomato is a day-neutral plant that produces a floral meristem regardless of day length, whereas *Arabidopsis* is a long-day and rice is a short-day plant<sup>4</sup>. Secondly,

tomato is a fruit-bearing plant. Plant species showing fruit formation are taxonomically diverse, including taxa in the Solanaceae, Cucurbitaceae, Ribaceae, Rutaceae, Rosaceae and Vitaceae<sup>1</sup>, and tomato serves as a model for the study of fruit development. Thirdly, tomato fruits contain numbers of functional metabolites such as carotenoids, flavonoids and triterpenoids, most of which are suggested to play roles in promoting human health<sup>5</sup>. Thus, study of tomato provides an excellent opportunity to determine mechanisms controlling primary and secondary metabolisms by which the functional metabolites are synthesized.

An extensive EST analysis suggested that approximately 30% of tomato genes encode proteins showing limited sequence similarity to proteins in rice and *Arabidopsis*<sup>6</sup>. Developing an infrastructure for tomato genomics would lay a foundation to explore biological functions of these novel proteins, thus revealing novel mechanisms underlying development, yield and quality of tomato fruit.

## Micro-Tom, a Suitable Variety for Experimental Research of Tomato

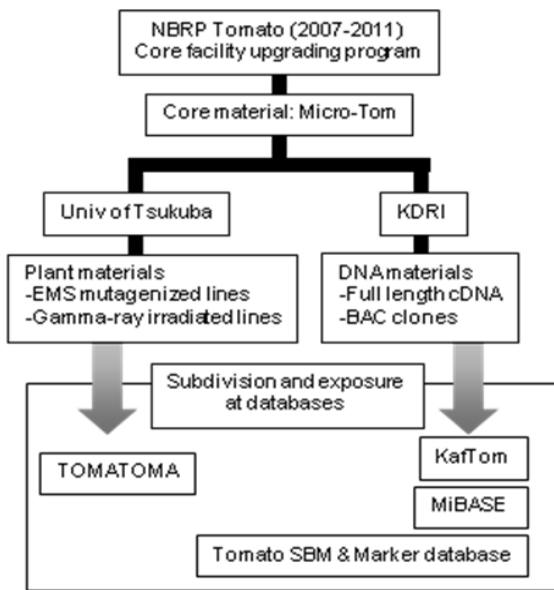
There are several general requirements for model organisms for molecular genomics studies: small size, short generation time, ease of proliferation and high efficiency in genetic transformation. Micro-Tom, a dwarf variety of tomato, fulfills these requirements<sup>3,7</sup>. The height of a mature Micro-Tom plant is about 20–30 cm, and its shape is characterized by short internodes and clear determinate phenotype, which makes it possible to grow at high density (1357 plants/m<sup>2</sup>)<sup>3,8</sup>. Micro-Tom has a short generation time of 3–4 months, and can grow under normal fluorescent lamps, making it possible to obtain seeds even in indoor conditions (as for *Arabidopsis*). The transformation efficiency of Micro-Tom is high<sup>9,10</sup> so that transgenic plants can be produced routinely, which has enabled production of several tagging lines<sup>8,11</sup>. An additional advantage is that Micro-Tom can cross with other tomato varieties and many related *Solanum* spp., allowing transfer of the mutations found in Micro-Tom to other varieties. The capacity for interspecific crossing allows generation of F2 mapping populations between Micro-Tom mutants and relatives such as *S. pennellii* and *S. pimpinellifolium* to perform positional cloning of candidate genes.

Micro-Tom reportedly has several mutations: *dwarf (d)*<sup>12,13</sup> *self-pruning (sp)*<sup>4</sup>, *miniature (mnt)* and two additional mutations affecting susceptibility to *Cladosporium fulvum*<sup>14</sup>. Despite these mutations, since mutation appeared to be confined within these genes, we chose Micro-Tom as a core genetic background for our bioresource project due to the advantages previously described.

## Activity of NBRP Tomato: Plant Resources

NBRP Tomato consists of two institutes, the University of Tsukuba as a core facility, and Kazusa DNA Research Institute (KDRI) as a sub-facility. The main activities of the University of Tsukuba are taking charge of developing, maintaining, propagating and providing tomato plant materials, and of KDRI similarly for tomato DNA material<sup>6</sup> (Figure 1).

Tomato plant materials available from NBRP Tomato include seeds of *S. lycopersicum* varieties, wild relatives, introgression lines, M3 generations of Micro-Tom mutagenized lines, and Micro-Tom individual mutants. All of these have been distributed by the University of Tsukuba. The Micro-Tom mutagenized lines were generated by ethylmethanesulfonate (EMS) treatment and gamma-ray irradiation, and a population of 12,000 lines consisting of 6000 EMS-mutagenized M2 lines and 6000 gamma-irradiated M2 lines were obtained<sup>15,16</sup>. To date, a total of 2236 EMS-mutagenized M2 lines and 2700 gamma-ray irradiated M2 lines have been grown,



**Figure 1.** The framework and activity in NBRP Tomato. The University of Tsukuba collects, maintains, propagates and distributes tomato seeds, and Kazusa DNA Research Institute (KDRl) similarly for tomato DNA materials. Subdivision of tomato seed materials and full length of cDNAs are conducted at the databases TOMATOMA and KafTom, respectively. DNA sequence information is available at databases KafTom, MiBASE and Tomato SBM & Marker Database.

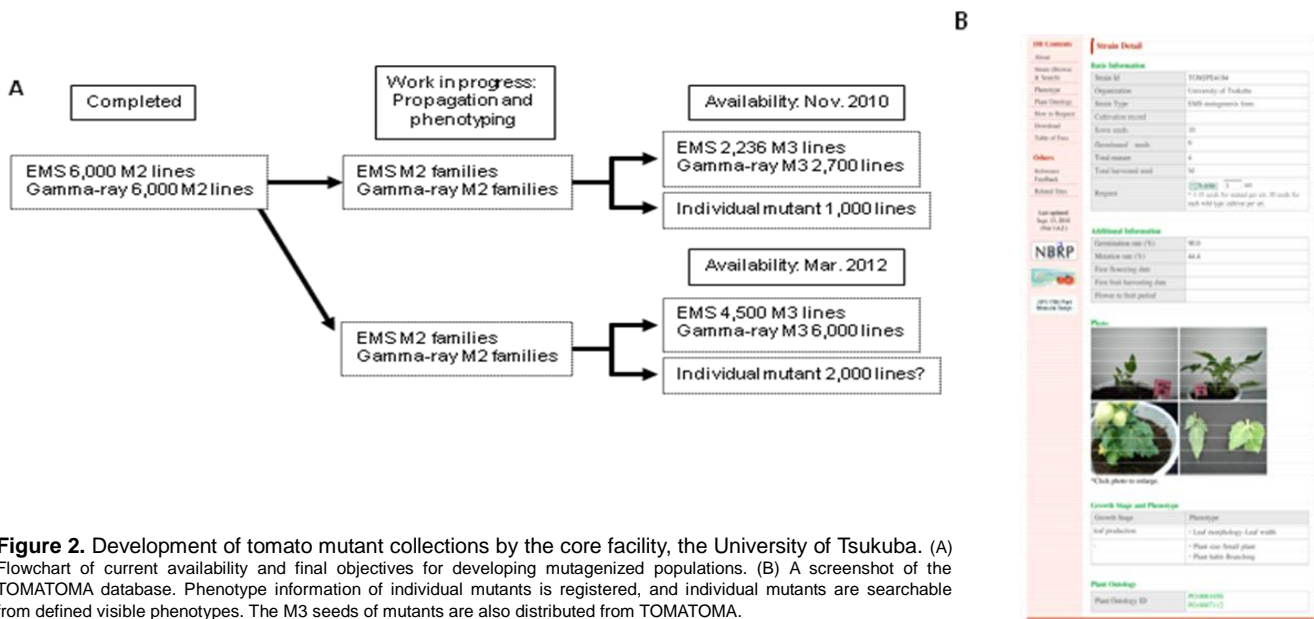
and their M3 offspring seeds harvested. Consequently, a total of 4936 M3 seed lots have been produced (Figure 2A). In the process of propagating M3 offspring seeds, individual M2 plants were initially inspected for visual phenotypic changes. A number of phenotypes were seen: ranging from dwarfs to giants, from early flowering to late flowering. In addition, phenotypes with diverse leaf structure and fruit morphology were recovered<sup>15,16</sup>. These mutant phenotypes were recorded and registered into the database called Tomato Mutants Archive (TOMATOMA; <http://tomatoma.nbrp.jp/>) (Figure 2B). The mutagenized M3 seeds and seeds of individual mutants are available upon request in exchange for a material transfer agreement (MTA). The primary goal of NBRP is to develop the M3 seeds from all of M2 populations.

Along with Micro-Tom bioresources, the University of Tsukuba also provides tomato varieties widely used for experimental study, such as cvs Rutgers, Alisa Craig, Money Maker and M82. Also provided are tomato wild relatives, such as *S. pennellii*, *S. peruvianum*, *S. chilense* and *S. pimpinellifolium*. This supports experimental research in the Japanese tomato research community.

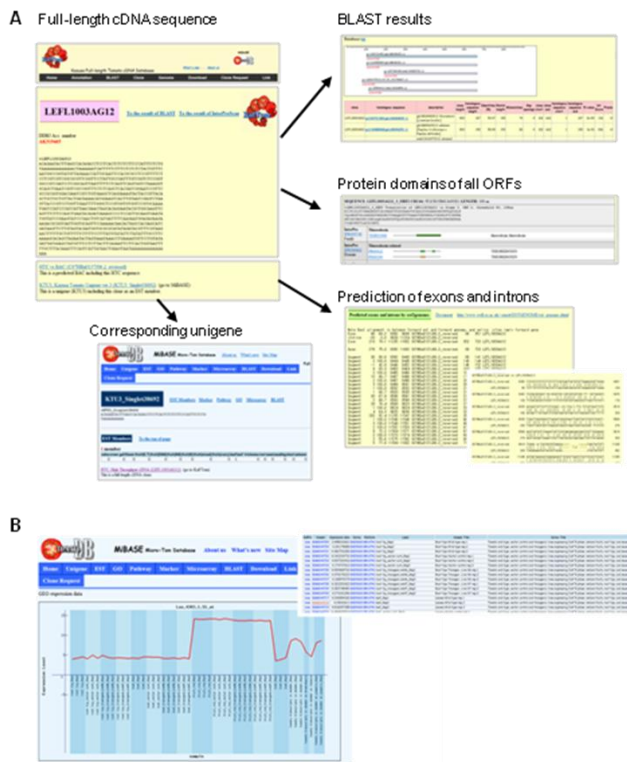
As a technology related to the NBRP Tomato's plant resources, a high-throughput platform for the Targeting Local Lesions IN Genomes (TILLING)<sup>17</sup>, was developed by the University of Tsukuba using DNA extracted from the M2 generation of Micro-Tom plants to accelerate the identification of mutated genes. TILLING has great potential to screen for mutated alleles of genes in mutant populations. The University of Tsukuba has prepared DNA from approximately 1800 different mutagenized lines, and is in the process of testing the quality of the mutant populations (Okabe et al., unpublished data). Recently, several other Solanaceae research groups have also developed high-throughput TILLING platforms<sup>18-21</sup>. Establishment of TILLING platforms will strengthen the value of mutagenized lines as a bioresource for key-gene identification that governs the important traits of tomato.

**Activity of NBRP Tomato: DNA Resources**

Tomato DNA materials provided by NBRP Tomato include full-length cDNA, tomato promoter clones and tomato BAC clones; and all have been collected, maintained and distributed by KDRl. KDRl has collected approximately 100,000 full-length cDNA clones from various tissues of Micro-Tom, and among them, full-length sequences of 13,227 full-length cDNA clones have been determined<sup>22</sup>. The 13,227 clones represent individual transcripts non-redundantly. Sequences of these full-length cDNA clones are available at the Kazusa full-length tomato cDNA database (KafTom; <http://www.pgb.kazusa.or.jp/kaftom/>)<sup>22</sup>. In addition to the full-length sequences, KafTom provides BLAST annotations, predicted protein sequences, predicted protein domains and results of mapping full-length cDNAs onto Solanaceae Genomics Network (SGN) tomato BAC sequences. Based on mapping onto BAC sequences, we also provide the prediction of exons and introns (Figure 3A). Interestingly, the frequency of nucleotide mismatches between Micro-Tom full-length cDNA and tomato genome sequences of cv Heinz 1706 was estimated to be 0.06%, suggesting that nucleotide identity in the exon region is so high that Micro-Tom can be a good



**Figure 2.** Development of tomato mutant collections by the core facility, the University of Tsukuba. (A) Flowchart of current availability and final objectives for developing mutagenized populations. (B) A screenshot of the TOMATOMA database. Phenotype information of individual mutants is registered, and individual mutants are searchable from defined visible phenotypes. The M3 seeds of mutants are also distributed from TOMATOMA.



**Figure 3.** (A) Full-length cDNA data representation in the KafTom database. BLAST annotation and protein domain prediction are attached to the full-length cDNA sequence. Additionally, the sequence page is linked to the prediction of exons and introns of the corresponding gene, according to the alignment to SGN genomic BAC clones. (B) The MiBASE database provides gene expression profiles obtained from 50 Affymetrix microarray hybridizations.

reference for tomato genome annotation<sup>6</sup>.

Additionally, sequences of the 89,872 ESTs derived from 5'-end of the full-length cDNA clones are available in the Micro-Tom

transcriptome database MiBASE (<http://www.pqb.kazusa.or.jp/mibase/>). MiBASE also provides a set of tomato unigenes assembled using 280,000 tomato ESTs that are publicly available. According to the EST alignment, single nucleotide polymorphisms (SNPs) between tomato varieties were identified, and are also available in MiBASE. In addition to sequence information, MiBASE contains two forms of gene-expression data representation. First, users can estimate tissue-dependent gene expression using EST counts in tissue-specific libraries. Second, using publicly available Affymetrix Tomato Genechip datasets, MiBASE provides results of gene-to-gene co-expression analysis<sup>23</sup> (Figure 3B).

In addition to cDNA sequences, NBRP Tomato has been accumulating genome sequence information of Micro-Tom. NBRP Tomato has determined approximately 93,682 end-sequences of Micro-Tom BAC clones, and the sequence information is available in the Tomato SBM & Marker Database (<http://www.kazusa.or.jp/tomato/>). The Micro-Tom genome sequencing project is underway (November 2010) in collaboration with National Institute of Genetics, and the Micro-Tom genome information will be in the public domain by 2012.

As a DNA information resource, KDRI also provides a dataset of tomato fruit metabolomes. Metabolite composition of maturing fruit was determined using liquid chromatography–Fourier transform ion cyclotron resonance mass spectrometry<sup>5</sup>. Information on approximately 900 metabolites, including > 60 flavonoids and > 90 triterpenoids, are available in the database KOMICS (<http://webs2.kazusa.or.jp/komics/>). The comprehensive annotation of metabolites will provide a basis for improving the nutritional quality of tomato fruit.

### Features of NBRP Tomato Compared with Other Tomato BioResources Internationally

As described in the previous sections, NBRP Tomato focuses on organizing materials and information concerning Micro-Tom-centered genomic bioresources. In this section, we describe a comparative overview of other tomato resource projects in the world, and see how they complement each other (Table 1).

The SGN focuses on organizing information on genomic and

**Table 1.** List of databases providing tomato resources and genome information

Available materials and sequence information	Database	URL
NBRP	NBRP Information center	<a href="http://www.nbrp.jp/">http://www.nbrp.jp/</a>
Activity of NBRP Tomato	NBRP Tomato	<a href="http://tomato.nbrp.jp/">http://tomato.nbrp.jp/</a>
Seeds of individual Micro-Tom mutant	TOMATOMA	<a href="http://tomatoma.nbrp.jp/">http://tomatoma.nbrp.jp/</a>
Seeds of cultivated tomato and wild relatives	TOMATOMA	<a href="http://tomatoma.nbrp.jp/">http://tomatoma.nbrp.jp/</a>
Micro-Tom mutagenized M3 seeds	TOMATOMA	<a href="http://tomatoma.nbrp.jp/">http://tomatoma.nbrp.jp/</a>
Micro-Tom BAC end sequences	Tomato SBM & Marker Database	<a href="http://www.kazusa.or.jp/tomato/">http://www.kazusa.or.jp/tomato/</a>
Micro-Tom full length cDNA	KafTom	<a href="http://www.pqb.kazusa.or.jp/kaftom/">http://www.pqb.kazusa.or.jp/kaftom/</a>
Co-expression analysis in tomato	MiBASE	<a href="http://www.kazusa.or.jp/jsol/microtom/">http://www.kazusa.or.jp/jsol/microtom/</a>
Tomato metabolites	KOMICS	<a href="http://webs2.kazusa.or.jp/komics/">http://webs2.kazusa.or.jp/komics/</a>
Solanaceae international consortium		
Genomic DNA information of tomato (cv. Heinz 1706) and wild relatives	SGN	<a href="http://solgenomics.net/">http://solgenomics.net/</a>
Seeds of cultivated tomato and wild relatives	TGRC	<a href="http://tgrc.ucdavis.edu/">http://tgrc.ucdavis.edu/</a>
Seeds of individual M82 mutants	The Genes That Make Tomatoes	<a href="http://zamid.sgn.cornell.edu/mutants/">http://zamid.sgn.cornell.edu/mutants/</a>
Seeds of individual Red Setter mutants	LycotILL	<a href="http://www.agrobios.it/illing/index.html">http://www.agrobios.it/illing/index.html</a>
Seeds of cultivated tomato and wild relatives	EU-SOL germplasm and phenotype database	<a href="http://www.eu-sol.net/">http://www.eu-sol.net/</a>

NBRP - National BioResource Project, TGRC - Tomato Genetics Resource Center

genetic resources<sup>24,25</sup>. Sequence information of tomato reference genome (*S. lycopersicum* cv Heinz 1706) and genomes of two wild relatives (*S. pimpinellifolium* and *S. pennellii*) is available at the SGN website (<http://solgenomics.net/>). SGN also provides > 160,000 tomato EST sequences (November 2010), and DNA markers including RFLP (Restriction Fragment Length Polymorphism), SSR (Simple Sequence Repeats), CAPS (Cleavage Amplified Polymorphic Sequence), AFLP (Amplified Fragment Length Polymorphism), RAPD (Random Amplified Polymorphic DNA), SCAR (Sequence Characterized Amplified Region) and SNP. High-density molecular maps of tomato, generated based on progenies of *S. lycopersicum* × *S. pennellii*, *S. lycopersicum* × *S. pimpinellifolium* and other crosses, are available at SGN.

Tomato Genetics Resource Center (TGRC; University of California, Davis) has a large seed stock collection (> 3700 lines). TGRC has 1160 lines of wild species, 1023 lines of monogenic mutants and 1560 lines of miscellaneous genetic lines. These seed materials are available upon request in exchange with an MTA.

The philosophy of the EU-SOL project in Europe is similar to NBRP Tomato in that they focus both on materials and information. EU-SOL has developed the 'EU-SOL germplasm and phenotype database that provides an interface to data of diverse germplasm and populations consisting of > 7000 lines of tomato varieties and related species. EU-SOL has developed EMS mutagenesis lines consisting of 6677 M2 and 5508 M3 families, and phenotypes are categorized. Mutagenized seeds are available for distribution through the database called 'LycotILL' upon the signing of a MTA. Tomato TILLING platforms have also been developed in the EU-SOL framework<sup>26</sup>.

The Hebrew University group in Israel focuses more on the material resources and phenotyping. They have generated and maintain 13,000 families of M2 populations using tomato cv M82 mutagenized by EMS and fast-neutron bombardment<sup>27</sup>. Such comprehensive mutant populations have been visually phenotyped and can be browsed in the phenotypic database 'The Genes That Make Tomatoes' (<http://zamir.sgn.cornell.edu/mutants/>), and mutant seeds are available upon request.

## Future Prospect of Tomato BioResources

Tomato research is stepping into the post-genome phase. The reference genome sequence of tomato cv Heinz 1706 has been released, and the draft genome sequences of wild relatives, *S. pimpinellifolium* (LA1589) and *S. pennellii* (LA716), can be consulted. In this post-genome situation, the first expectation for tomato bioresources is to reinforce the link between genome sequence information and phenotypic information. Induced-mutant lines play an important role as the core material in establishing this link. The incredible progress in DNA sequencing technology will enable re-sequencing of genomes of mutant lines, which will allow the identification of mutations associated with the mutant phenotype. In parallel, the phenotypes of the mutant lines will be described in more detail. For instance, in addition to the visible phenotypes, typing of metabolite- and hormone-profiles will provide valuable information for tomato research. Mutant lines to which DNA sequence information and phenotypic information are attached will surely contribute materials for applied research programs as well as basic research. Since tomato is preferentially used when scientists attempt to translate their knowledge into industrial and agricultural applications, we expect that tomato bioresources will serve as a plant scientist's primary box of tools in tackling the challenges of improving nutrition that contributes for promoting human health, and creation of a sustainable society.

## Acknowledgements

We apologize to all of our colleagues whose work was not mentioned due to space limitations. We thank all members at the University of Tsukuba and KDRI for helpful discussions concerning this project. 'National BioResource Project, Core Facility Upgrading Program, Tomato' is supported by Ministry of Education, Culture, Sports, Science and Technology (MEXT), Japan.

## References

1. Tanksley, S.D. (2004). The genetic, developmental, and molecular bases of fruit size and shape variation in tomato. *Plant Cell* 16 Suppl, S181-189.
2. Yamazaki, Y., Akashi, R., Banno, Y., Endo, T., Ezura, H., Fukami-Kobayashi, K., Inaba, K., Isa, T., Kamei, K., Kasai, F., et al. (2010). NBRP databases: databases of biological resources in Japan. *Nucleic Acids Res* 38, D26-32.
3. Emmanuel, E., and Levy, A.A. (2002). Tomato mutants as tools for functional genomics. *Curr Opin Plant Biol* 5, 112-117.
4. Pnueli, L., Carmel-Goren, L., Hareven, D., Guffinger, T., Alvarez, J., Ganai, M., Zamir, D., and Lifschitz, E. (1998). The SELF-PRUNING gene of tomato regulates vegetative to reproductive switching of sympodial meristems and is the ortholog of CEN and TFL1. *Development* 125, 1979-1989.
5. Iijima, Y., Nakamura, Y., Ogata, Y., Tanaka, K., Sakurai, N., Suda, K., Suzuki, T., Suzuki, H., Okazaki, K., Kitayama, M., et al. (2008). Metabolite annotations based on the integration of mass spectral information. *Plant J* 54, 949-962.
6. Van der Hoeven, R., Ronning, C., Giovannoni, J., Martin, G., and Tanksley, S. (2002). Deductions about the number, organization, and evolution of genes in the tomato genome based on analysis of a large expressed sequence tag collection and selective genomic sequencing. *Plant Cell* 14, 1441-1456.
7. Scott, J.W., and Harbaugh, B.K. (1989). Micro-Tom A miniature dwarf tomato. *Agricultural Experiment Station, Institute of Food and Agricultural Sciences, University of Florida Circular S370*, 1-6.
8. Meissner, R., Jacobson, Y., Melmed, S., Levyatuv, S., Shalev, G., Ashri, A., Elkind, Y., and Levy, A.A. (1997). A new model system for tomato genetics. *Plant J* 12, 1465-1472.
9. Dan, Y., Yan, H., Munyikwa, T., Dong, J., Zhang, Y., and Armstrong, C.L. (2006). MicroTom--a high-throughput model transformation system for functional genomics. *Plant Cell Rep* 25, 432-441.
10. Sun, H.J., Uchii, S., Watanabe, S., and Ezura, H. (2006). A highly efficient transformation protocol for Micro-Tom, a model cultivar for tomato functional genomics. *Plant Cell Physiol* 47, 426-431.
11. Mathews, H., Clendennen, S.K., Caldwell, C.G., Liu, X.L., Connors, K., Matheis, N., Schuster, D.K., Menasco, D.J., Wagoner, W., Lightner, J., et al. (2003). Activation tagging in tomato identifies a transcriptional regulator of anthocyanin biosynthesis, modification, and transport. *Plant Cell* 15, 1689-1703.
12. Bishop, G.J., Harrison, K., and Jones, J.D. (1996). The tomato Dwarf gene isolated by heterologous transposon tagging encodes the first member of a new cytochrome P450 family. *Plant Cell* 8, 959-969.
13. Bishop, G.J., Nomura, T., Yokota, T., Harrison, K., Noguchi, T., Fujioka, S., Takatsuto, S., Jones, J.D., and Kamiya, Y. (1999). The tomato DWARF enzyme catalyses C-6 oxidation in brassinosteroid biosynthesis. *Proc Natl Acad Sci U S A* 96, 1761-1766.
14. Marti, E., Gisbert, C., Bishop, G.J., Dixon, M.S., and Garcia-Martinez, J.L. (2006). Genetic and physiological characterization of tomato cv. Micro-Tom. *J Exp Bot* 57, 2037-2047.
15. Matsukura, C., Aoki, K., Fukuda, N., Mizoguchi, T., Asamizu, E.,

- Saito, T., Shibata, D., and Ezura, H. (2008). Comprehensive resources for tomato functional genomics based on the miniature model tomato micro-tom. *Curr Genomics* 9, 436-443.
16. Watanabe, S., Mizoguchi, T., Aoki, K., Kubo, Y., Mori, H., Imanishi, S., Yamazaki, Y., Shibata, D., and Ezura, H. (2007). Ethylmethanesulfonate (EMS) mutagenesis of *Solanum lycopersicum* cv. Micro-Tom for large-scale mutant screens. *Plant Biotechnology* 24, 33-38.
17. Till, B.J., Zerr, T., Comai, L., and Henikoff, S. (2006). A protocol for TILLING and Ecotilling in plants and animals. *Nat Protoc* 1, 2465-2477.
18. Gady, A.L., Hermans, F.W., Van de Wal, M.H., van Loo, E.N., Visser, R.G., and Bachem, C.W. (2009). Implementation of two high through-put techniques in a novel application: detecting point mutations in large EMS mutated plant populations. *Plant Methods* 5, 13.
19. Piron, F., Nicolai, M., Minoia, S., Piednoir, E., Moretti, A., Salgues, A., Zamir, D., Caranta, C., and Bendahmane, A. (2010). An induced mutation in tomato eIF4E leads to immunity to two potyviruses. *PLoS One* 5, e11313.
20. Rigola, D., van Oeveren, J., Janssen, A., Bonne, A., Schneiders, H., van der Poel, H.J., van Orsouw, N.J., Hogers, R.C., de Both, M.T., and van Eijk, M.J. (2009). High-throughput detection of induced mutations and natural variation using KeyPoint technology. *PLoS One* 4, e4761.
21. Sreelakshmi, Y., Gupta, S., Bodanapu, R., Chauhan, V.S., Hanjabam, M., Thomas, S., Mohan, V., Sharma, S., Srinivasan, R., and Sharma, R. (2010). NEATTILL: A simplified procedure for nucleic acid extraction from arrayed tissue for TILLING and other high-throughput reverse genetic applications. *Plant Methods* 6, 3.
22. Aoki, K., Yano, K., Suzuki, A., Kawamura, S., Sakurai, N., Suda, K., Kurabayashi, A., Suzuki, T., Tsugane, T., Watanabe, M., et al. (2010). Large-scale analysis of full-length cDNAs from the tomato (*Solanum lycopersicum*) cultivar Micro-Tom, a reference system for the Solanaceae genomics. *BMC Genomics* 11, 210.
23. Ozaki, S., Ogata, Y., Suda, K., Kurabayashi, A., Suzuki, T., Yamamoto, N., Iijima, Y., Tsugane, T., Fujii, T., Konishi, C., et al. (2010). Coexpression analysis of tomato genes and experimental verification of coordinated expression of genes found in a functionally enriched coexpression module. *DNA Res* 17, 105-116.
24. Mueller, L.A., Solow, T.H., Taylor, N., Skwarecki, B., Buels, R., Binns, J., Lin, C., Wright, M.H., Ahrens, R., Wang, Y., et al. (2005). The SOL Genomics Network: a comparative resource for Solanaceae biology and beyond. *Plant Physiol* 138, 1310-1317.
25. Mueller, L.A., Tanksley, S.D., Giovannoni, J.J., van Eck, J., Stack, S., Choi, D., Kim, B.D., Chen, M., Cheng, Z., Li, C., et al. (2005). The Tomato Sequencing Project, the first cornerstone of the International Solanaceae Project (SOL). *Comp Funct Genomics* 6, 153-158.
26. Minoia, S., Petrosza, A., D'Onofrio, O., Piron, F., Mosca, G., Sozio, G., Cellini, F., Bendahmane, A., and Carriero, F. (2010). A new mutant genetic resource for tomato crop improvement by TILLING technology. *BMC Res Notes* 3, 69.
27. Menda, N., Semel, Y., Peled, D., Eshed, Y., and Zamir, D. (2004). *In silico* screening of a saturated mutation library of tomato. *Plant J* 38, 861-872.