

Synthesis and Characterization of Two New Fluoroplumbate(II) Complexes: Tetrabutylammonium Fluorodihaloplumbate, (But)₄N[PbX₂F] (X = Cl, I)

Zahra Javanshir,[†] Kheyrollah Mehrani,[†] Shabriare Ghamamy,^{†,‡,*} LotfAli Saghatforoush,[§] Seyedabolfazl Seyedsadjadi,[#] Ali Hassanijoshaghani,[¶] and Hossein Tavakol^{**}

[†]Department of Chemistry, Faculty of Science, Islamic Azad University, Ardabil Branch, Ardabil, Iran

[‡]Department of Chemistry, Faculty of Science, Imam Khomeini International University, Ghazvin 34146-16818, Iran

*E-mail: shghamami@ikiu.ac.ir; shghamamy@yahoo.com

[§]Department of Chemistry, Khoy Payman Noor University, Khoy, Iran

[¶]Department of Chemistry, Faculty of Chemistry, Industry and Science University, Tehran, Iran

[¶]Department of Chemical Engineering, Faculty of Engineering, Islamic Azad University, Arak, Iran

^{**}Department of Chemistry, Faculty of Science, University of Zabol, Zabol, Iran

Received April 30, 2008

Tetrabutylammonium Fluorodichloroplumbate(II), N(C₄H₉)₄[PbCl₂F], TBAFDiCP and Tetrabutylammonium Fluorodiiodoplumbate(II), [(C₄H₉)₄N][PbI₂F], TBAFDiIP are the first examples of fluoroplumbate salts that have been prepared from the reaction of (C₄H₉)₄NF with PbCl₂ and PbI₂ respectively using either CH₃CN solvent. These new compound characterized by elemental analysis, IR, UV/Visible, ¹H NMR, and ¹⁹F NMR techniques.

Key Words : Tetrabutylammonium fluoride. Lead complexes. Fluoride addition, Fluorocomplexes, Synthesis

Introduction

The unique properties of fluorine impart an unusual reactivity to the metal-fluorine bond which can be exploited in preparative inorganic chemistry or in catalysis.^{1,2} In addition, the development of main metal mediated M-F bond formation processes is still a virtually unexplored field. In recent years there has been a great deal of interest in the metal fluorocompounds. Particularly the fluorides have been subject of an intense scientific discussion since the first synthesis of such a compound. The important prerequisites for a fluorinating agent are mildness, versatility, selectivity and operational simplicity.³⁻⁶ One of the most famous fluorinating agent is tetramethylammonium fluoride. The main reaction for its synthesis is the reaction of Tetramethylammonium hydroxide with hydrofluoric acid. By using this reagent many fluorocompounds of main group elements produced such as: (CH₃)₄N[PF₄],⁷ (CH₃)₄N[SeF₅], (CH₃)₄N[TeF₅],⁸ (CH₃)₄N[IF₅],⁹ and in fewer amount some of transition metal fluorocomplexes synthesized like (CH₃)₄N[MoO₃F],¹⁰ (CH₃)₄N[CrO₃F],¹¹ (CH₃)₄N[MoF₇], (CH₃)₄N[WF₇], (CH₃)₄N[ReOF₆]¹² and (CH₃)₄N[WO₃F].¹³ There were two primary incentives for selection of (R)₄N⁺ as the counter ion. Firstly, quaternary ions such as Tetrabutylammonium which are often used as phase transfer catalysts. Secondly, quaternary ions such as Tetrabutylammonium are used as crystal growing agents. The numbers of lead(II) fluorocompounds are still scarce, and very few studies on their reactivity have been reported. In this paper, a direct, simple and one-step method has been used to synthesize two new lead fluorocompounds.

Results and Discussion

Fluorides have been subject of many scientific discussions

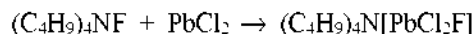
firstly because of the synthetic possibility^{3,4} and secondly, because of rare amounts of the spectroscopic data especially ¹⁹F-NMR chemical shifts of these compounds.¹⁴⁻¹⁷

We now report the synthesis of the tetrabutylammonium fluorodihaloplumbate TBAFDiXP that are analog of the other halocompounds such as fluorochromate compounds. The method used for the synthesis does not involve direct use of HF or reaction of MHF₂ (M = NH₄, K, Rb or Cs) with lead compounds and is based on the concept of strong action of tetrabutylammonium fluoride (C₄H₉)₄NF and its power to fluoride addition to many compounds.

The advantages of the new method are:

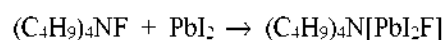
a) there is no side product, b) the reaction is quite fast, c) mild conditions and d) the accompanied color change that providing visual means for ascertaining the progress of the reaction.

(C₄H₉)₄N][PbCl₂F] was prepared by the reaction of (C₄H₉)₄NF and PbCl₂ in a 1:1 ratio in MeCN solvent as follows:



In the vibrational spectrum of this compound the known bands of cation were seen that confirmed with literature data (Table 1). Electronic spectrum of compound shows two absorptions at 225 nm ($\epsilon = 741 \text{ mol}^{-1}\text{lit.cm}^{-1}$) and 275 nm ($\epsilon = 241 \text{ mol}^{-1}\text{lit.cm}^{-1}$) that belongs to A'→A' and A'→A' transition.

(C₄H₉)₄N][PbI₂F] was prepared by the reaction of (C₄H₉)₄NF and PbI₂ in a 1:1.1 ratio in MeCN solvent as follows:



In the vibrational spectrum of this compound the known bands of tetrabutylammonium cation and fluoroanion were seen that confirmed with literature data (Table 2).

Table 1. The frequencies (cm^{-1}) and assignment of cation and anion of $(\text{C}_4\text{H}_9)_4\text{N}[\text{PbCl}_2\text{F}]$

Intensity	$\nu(\text{cm}^{-1})$	Assignment	$\nu(\text{cm}^{-1})$	Assignment	Intensity
	$(\text{C}_4\text{H}_9)_4\text{N}^+$				
			1435	ν_{15} , CH₂ , asym.def	(w)
3445	$\nu_{\text{CH}_2} + \nu_{19}$	(w, br)	1395	ν_{16} , CH₂ , sym.str	(w)
3305	$\nu_{\text{CH}_2} + \nu_8$	(w, br)	1170	ν_{rock} , CH₂ , rocking ν_{14}	(w)
3220	ν_{CH_2} , asym.str	(sh)	876	ν_{18} , NC₄ , asym.str	(w, br)
3015	ν_{13} , ν_{CH_2} , asym.str	(w, br)	468	ν_{19} , NC₄ , def.	(ms)
2950	ν_{14} , CH₂ , asym.str	(s)	446	ν_{19} , NC₄ , def.	(ms)
2850	ν_{14} , CH₂ , asym.str	(s)			
				$[\text{PbCl}_2\text{F}]^-$	
2770	$\nu_7 + \nu_{16}$	(w)	433	Pb-F (A)	(w, br)
2390	$\nu_3 + \nu_8 + \nu_{16}$	(w)	303	Pb-Cl (E)	(w)
1995	$\nu_8 + \nu_{15}$	(w, br)			

Table 2. The frequencies (cm^{-1}) and assignment of cation and anion of $(\text{C}_4\text{H}_9)_4\text{N}[\text{PbI}_2\text{F}]$

$\nu(\text{cm}^{-1})$	Assignment	Intensity	$\nu(\text{cm}^{-1})$	Assignment	Intensity
	$(\text{C}_4\text{H}_9)_4\text{N}^+$				
			1463	ν_{15} , CH₂ , asym.def	(s)
3435	$\nu_{\text{CH}_2} + \nu_{19}$	(w, br)	1376	ν_{16} , CH₂ , sym.str	(m)
3350	$\nu_{\text{CH}_2} + \nu_8$	(w)	1146	ν_{rock} , CH₂ , rocking ν_{14}	(m)
3110	ν_{CH_2} , asym.str	(sh)	873	ν_{18} , NC₄ , asym.str	(w)
3080	ν_{13} , ν_{CH_2} , asym.str	(w)	525	ν_{19} , NC₄ , def.	(w)
2950	ν_{14} , ν_{CH_2} , asym.str	(s)	403	ν_{19} , NC₄ , def.	(ms)
2840	ν_{14} , ν_{CH_2} , asym.str	(s)			
				$[\text{PbI}_2\text{F}]^-$	
2590	$\nu_7 + \nu_{16}$	(w)	483	Pb-F (A)	(w, br)
2420	$\nu_3 + \nu_8 + \nu_{16}$	(w)			
1860	$\nu_8 + \nu_{15}$	(w, br)			

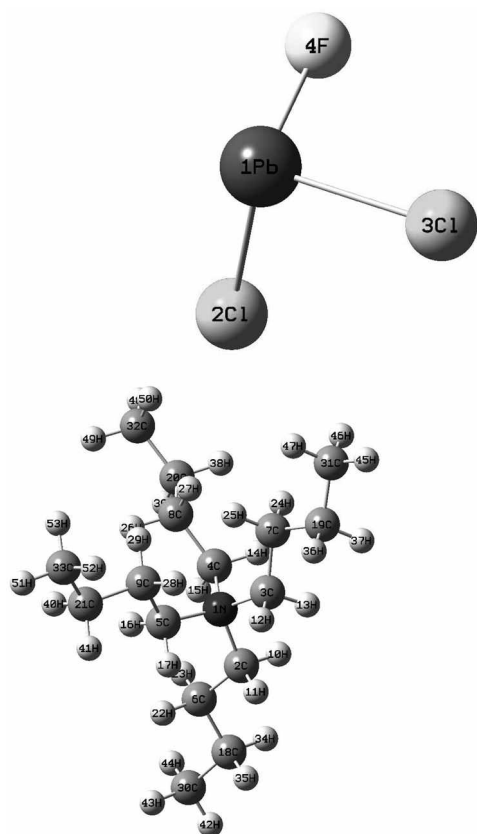

Figure 1. The calculated structure for $(\text{C}_4\text{H}_9)_4\text{N}[\text{PbCl}_2\text{F}]$.

Table 3. A number of the theoretical frequencies (cm^{-1}) of cation and anion of $(\text{C}_4\text{H}_9)_4\text{N}[\text{PbCl}_2\text{F}]$

$\nu(\text{cm}^{-1})$	Assignment	$\nu(\text{cm}^{-1})$	Assignment
	$(\text{C}_4\text{H}_9)_4\text{N}^+$		
		1449	ν_{15} , CH₂ , asym.def
3014	ν_{13} , ν_{CH_2} , asym.str	1392	ν_{16} , CH₂ , sym.str
2953	ν_{14} , CH₂ , asym.str	1176	ν_{rock} , CH₂ , rocking ν_{14}
2770	$\nu_7 + \nu_{16}$	870	ν_{18} , NC₄ , asym.str
2390	$\nu_3 + \nu_8 + \nu_{16}$		
			$[\text{PbCl}_2\text{F}]^-$
1995	$\nu_8 + \nu_{15}$	433	Pb-F

For more clear characterization the theoretical calculation of vibration modes have been done by the method and basis set: B₃LYP/LANL2DZ. The calculations shown that the structures of these two fluorodihaloplumbate salts, are not formed dimer, trimer, or more multi nuclear structures in solid states. The calculated data and structure of one of these fluorodihaloplumbate salts are shown in Figure 1 and Table 3.

Electronic spectrum of compound shows four absorptions at 245 nm ($\epsilon = 1330 \text{ mol}^{-1}\text{lit.cm}^{-1}$), 320 nm ($\epsilon = 124 \text{ mol}^{-1}\text{lit.cm}^{-1}$), 336 nm ($\epsilon = 230 \text{ mol}^{-1}\text{lit.cm}^{-1}$) and 369 nm ($\epsilon = 226 \text{ mol}^{-1}\text{lit.cm}^{-1}$), the first two absorptions belong to A'→A', A'→A' and two another seconds belong to A''→A' transitions. Tables 4 and 5 show the electronic transitions data of these two fluorodihaloplumbate compounds respectively. In the ¹⁹F NMR of these compounds a signal is seen in the -60 ppm that confirmed the bonding between fluoride and lead.

Table 4. Transitions specifications of TBAFDiCP

λ_2 ($\epsilon, M^{-1}cm^{-1}$)	λ_1 ($\epsilon, M^{-1}cm^{-1}$)
275(241)	225(741)
A'→A'	A'→A'

Table 5. Transitions specifications of TBAFDiIP

λ_4 ($\epsilon, M^{-1}cm^{-1}$)	λ_3 ($\epsilon, M^{-1}cm^{-1}$)	λ_2 ($\epsilon, M^{-1}cm^{-1}$)	λ_1 ($\epsilon, M^{-1}cm^{-1}$)
245(1330)	320(124)	336(230)	369(226)
A'→A'	A'→A'	A'→A'	A''→A'

Experimental

Material and instruments. Acetonitrile (Fluka, P.A.) was distilled several times from phosphorus pentoxide before using, thereby reducing its water content to <4 ppm. Tetrabutylammonium fluoride was bought from Merck. PbX_2 (Merck, P.A.) were used without further purification. Solvents were purified by standard methods. Infrared spectra were recorded as KBr disks on a Shimadzu model 420 spectrophotometer. The UV/Visible measurements were made on an Uvicon model 922 spectrometer. 1H and ^{19}F -NMR were recorded on a Bruker AVANCE DRX 500 spectrometer. All the chemical shifts are quoted in ppm using the high-frequency positive convention; 1H NMR and ^{19}F -NMR spectra were referenced to external $SiMe_4$ and $CFCl_3$ respectively. The percent compositions of elements were obtained from the Microanalytical Laboratories, Department of Chemistry, OIRC, Tehran.

Synthesis of Tetrabutylammonium Fluorodichloroplumbate (TBAFDiCP), $(C_4H_9)_4N[PbCl_2F]$. To a solution of tetrabutylammonium fluoride (0.50 g, 1.9 mmol) was added a solution of lead dichloride, $PbCl_2$ (0.51 g, 1.83 mmol) in MeCN under stirring. A yellowish white precipitate was formed. After 24 hours stirring, the mixture was filtered, washed with ether and dried at room temperature. The tetrabutylammonium salts are somewhat hygroscopic, and it was better to be stored under a layer of hexane. Mp: 245 °C. Calcd. $C_{16}H_{36}Cl_2FNPb$: C, 35.60; H, 6.67; N, 2.59; % found C, 36.49; H, 6.78; N, 2.61; A 0.001 mole solution conductivity is $129 \Omega^{-1}cm^2 mol^{-1}$. UV/Visible, IR, 1H -NMR and ^{13}C -NMR were all consistent with the TBAFDiCP structure. In ^{19}F -NMR of this compound a broad peak was seen near -61 ppm.

Tetrabutylammonium fluorodichloroplumbate is soluble in ethanol and dimethyl sulphoxide (DMSO) and not soluble in dichloromethane, ether and toluene.

Synthesis of Tetrabutylammonium Fluorodiodoplumbate (TBAFDiIP), $(C_4H_9)_4N[PbI_2F]$. Tetrabutylammonium fluorodiodoplumbate (II), $[(C_4H_9)_4N][PbI_2F]$ was prepared by dissolving PbI_2 (0.51 g, 1.83 mmol) in MeCN and addition of this solution to a solution of tetrabutylammonium fluoride (0.50 g, 1.9 mmol) in MeCN under stirring at room temperature until yellow precipitate was formed. After

24 hours stirring, the mixture was filtered, washed with ether and dried at room temperature. Mp: 180 °C. for $C_{16}H_{36}FNPbI_2$: C, 26.58; H, 4.98; N, 1.93; % found C, 27.38; H, 5.00; N, 1.95; A 0.001 mole solution conductivity is $118 \Omega^{-1}cm^2 mol^{-1}$. UV/Visible, IR, 1H -NMR and ^{13}C -NMR were all consistent with the TBAFDiIP structure. Tetrabutylammonium fluorodiodoplumbate is soluble in diethylether, metanol (DMSO), acetone and not soluble in chloroform and toluene.

Conclusion

Two new fluorocompounds of PbX_2 was synthesized simply. $(C_4H_9)_4N[PbCl_2F]$ was prepared by the reaction of $(C_4H_9)_4NF$ and $PbCl_2$ and $(C_4H_9)_4N[PbI_2F]$ was prepared by the reaction of $(C_4H_9)_4NF$ and PbI_2 in a 1:1 ratio in MeCN solvent. Electronic and vibrational spectra of these new Fluoro-complexes were studied. These compounds were characterized by elemental analysis, IR, UV/Visible, and ^{13}C -NMR, 1H -NMR and ^{19}F -NMR techniques. Production of this compound shows the ability of tetrabutylammonium fluoride in fluoride addition to main group elements compounds.

Acknowledgments. The authors would like to thank Dr. Gh. Rezaei Behbahani and Dr. Mahjoub for valuable discussions.

References

- (a) Veltheer, J. E.; Burger, P.; Bergman, R. G. *J. Am. Chem. Soc.* **1995**, *117*, 12478. (b) Grushin, V. V. *Angew. Chem., Int. Ed. Engl.* **1998**, *37*, 994. (c) Archibald, S. J.; Braun, T.; Gaunt, J. A.; Hobson, J. E.; Perutz, R. N. *J. Chem. Soc., Dalton Trans.* **2000**, 2013.
- Pagenkopf, B. L.; Carreira, E. M. *Chem. Eur. J.* **1999**, *5*, 3437.
- Bartlett, N. *Proc. Chem. Soc.* **1962**, 218.
- Lein, M.; Frenking, G. *J. Chem.* **2004**, *57*, 1191.
- Muetterties, E. L. *J. Am. Chem. Soc.* **1959**, *81*, 1084.
- Christe, K. O.; Wilson, W. W.; Bau, R. D. *J. Am. Chem. Soc.* **1990**, *112*, 7619.
- Christe, K. O.; Dixon, D. A.; Mercier, H. P. A.; Sinder, J. C. P.; Schrobilgen, G. J.; Wilson, W. W. *J. Am. Chem. Soc.* **1994**, *116*, 2850.
- Mahjoub, A. R.; Leopold, D.; Seppelt, K. *Z. Anorg. Chem.* **1992**, *618*, 83.
- Mahjoub, A. R.; Seppelt, K. *Angew. Chem. Int. Ed. Engl.* **1991**, *30*(7), 876.
- Mahjoub, A. R.; Ghammami, S.; Abbasi, A. R.; Hosseinian, A. *J. Chem. Research* **2000**, S10, 486.
- Mahjoub, A. R.; Ghammami, S.; Abbasi, A. R.; Hosseinian, A. *Indian J. Chem.* **2000**, *39A*, 434.
- Giese, S.; Seppelt, K. *Angew. Chem. Int. Ed. Engl.* **1994**, *33*(4), 461.
- Ghammami, S.; Rezaei behbahani, G. R. *Russian J. Inorg. Chem.* **2005**, *50*, 1671.
- Lehtonen, A.; Sillanpaa, R. *Polyhedron* **1994**, *13*, 2519.
- Grubbs, R. H. *Comprehensive Organometallic Chemistry*; New York, 1982; Vol. 8, p 1193.
- Berger, S.; Braun, S.; Kalinowski, H.-O. *NMR Spectroscopy of the Non-metallic Elements*; John Wiley & Sons Ltd.: 1997.
- Schroek, R. R. *Reaction of Coordinated Ligands*; Plenum Press: New York, 1986.