

## Synthesis of 2,4,5-Trisubstituted Pyrimidines from Baylis-Hillman Adducts and Amidines

Jeong Mi Kim, Sung Hwan Kim, and Jae Nyoung Kim\*

Department of Chemistry and Institute of Basic Science, Chonnam National University, Gwangju 500-757, Korea

\*E-mail: kimjn@chonnam.ac.kr

Received August 20, 2007

**Key Words :** Pyrimidines, Baylis-Hillman adducts, Amidines

The pyrimidine moiety is one of the most widespread heterocycles in biologically occurring compounds, such as nucleic acids and vitamin B<sub>1</sub>, and is an important constituent of numerous drug molecules in many therapeutic areas.<sup>1-4</sup> Although various procedures for the synthesis of pyrimidine derivatives have been developed,<sup>2,4</sup> it is convenient to synthesize substituted pyrimidines by the reaction of amidine or guanidine derivatives with a variety of 1,3-dielectrophilic three-carbon units such as  $\alpha,\beta$ -unsaturated carbonyl compounds.<sup>3,4</sup>

During the continuous studies on the chemical transformation of Baylis-Hillman adducts our recent interest was focused on the synthesis of oxygen and nitrogen-containing heterocyclic compounds.<sup>4,6</sup> In addition, we were interested in the reaction of Baylis-Hillman adducts and 1,3-dinucleophile like as 1,3-dinitroalkanes<sup>6</sup> and dimethyl 1,3-acetonedicarboxylate.<sup>6</sup> In these respects we presumed that we could synthesize trisubstituted pyrimidine derivatives **3** by using some amidine derivatives **2** as shown in Scheme 1. In the reaction, Baylis-Hillman acetates **1** act as 1,3-dielectrophilic component and amidine derivatives **2** served the role of 1,3-dinucleophile.

The reaction of the Baylis-Hillman acetate **1a** and benzamidine hydrochloride (**2a**) in *tert*-butanol in the presence of K<sub>2</sub>CO<sub>3</sub> produced desired compound **3a** in 91% isolated yield (entry 1 in Table 1). Similarly we prepared 2,4,5-trisubstituted pyrimidines **3b-h** in 27-92% yields from the reaction of Baylis-Hillman acetates **1a-f** and amidine derivatives **2a** and **2b**, and the results are summarized in Table 1. As shown in Table 1, the reaction of acetamidine hydrochloride (**2b**)

gave relatively lower yields than the cases of **2a** (see entries 1&2, entries 6&7) presumably due to low solubility of **2b** in *tert*-butanol. The Baylis-Hillman acetates containing ester moiety (entries 1-5) or acetyl group (entries 6 and 7) showed moderate to good reactivity, however, nitrile-containing substrate **1f** showed very low reactivity (entry 8). The reaction of **1a** and 1,3-diphenyl guanidine (**2c**) gave the corresponding 2-aminopyrimidine derivative **3i** in moderate yield (entry 9).<sup>4b</sup> Initially we examined the reaction of Baylis-Hillman adduct itself and benzamidine hydrochloride (**2a**), however, we could not obtain the desired product **3a** directly.<sup>7</sup>

In summary, we synthesized some 2,4,5-trisubstituted pyrimidines from the reaction of Baylis-Hillman acetates and amidine derivatives in a one-pot reaction in moderate yields.

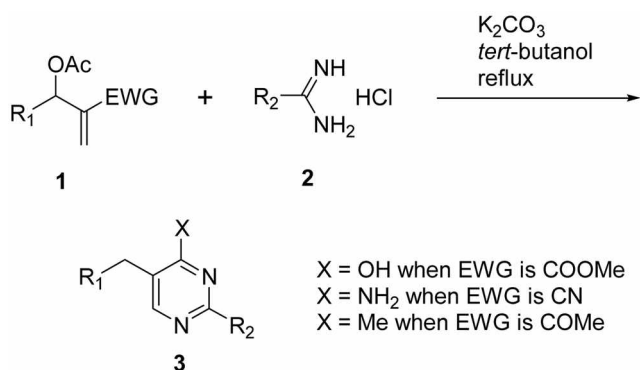
### Experimental Section

**Typical procedure for the synthesis of 3a.** A stirred solution of **1a** (234 mg, 1.0 mmol), **2a** (235 mg, 1.5 mmol), and K<sub>2</sub>CO<sub>3</sub> (276 mg, 2.0 mmol) in *tert*-butanol (3 mL) was heated to reflux for 3 h. After usual aqueous extractive workup and column chromatographic purification process (CH<sub>2</sub>Cl<sub>2</sub>/EtOAc, 5:2) we obtained **3a** (239 mg, 91%) as a white solid. The spectroscopic data of **3a-i** are as follows.

**Compound 3a:** 91%; white solid, mp 235-237 °C (dec.); IR (film) 3068, 2950, 1645 cm<sup>-1</sup>; <sup>1</sup>H NMR (CDCl<sub>3</sub>, 300 MHz)  $\delta$  3.86 (s, 2H), 7.18-7.35 (m, 5H), 7.46-7.55 (m, 3H), 7.99 (s, 1H), 8.19-8.22 (m, 2H), 13.18 (br s, 1H); <sup>13</sup>C NMR (CDCl<sub>3</sub>, 75 MHz)  $\delta$  33.47, 126.02, 126.46, 127.43, 128.50, 128.92 (2C), 131.79, 132.01, 138.71, 152.98, 155.67, 164.40.

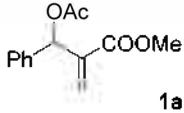
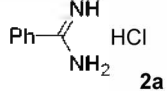
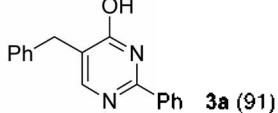
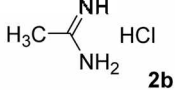
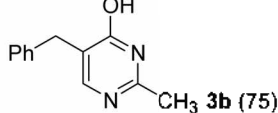
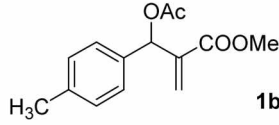
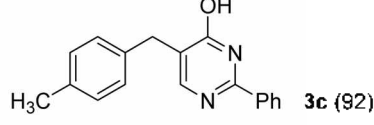
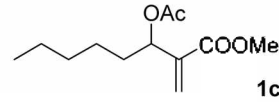
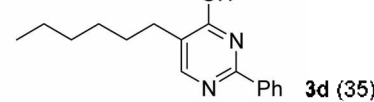
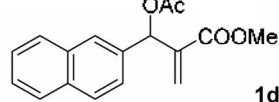
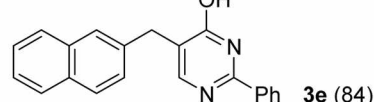
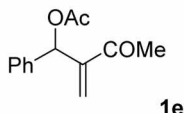
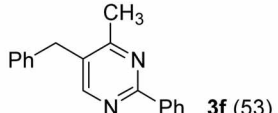
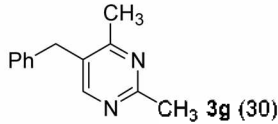
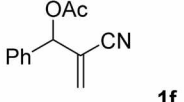
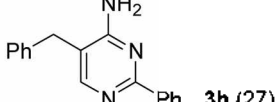
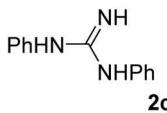
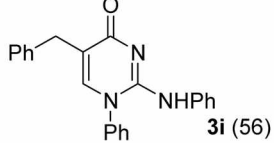
**Compound 3b:** 75%; white solid, mp 175-177 °C; IR (film) 3345, 2927, 1714, 1667 cm<sup>-1</sup>; <sup>1</sup>H NMR (CDCl<sub>3</sub>, 300 MHz)  $\delta$  2.40 (s, 3H), 3.76 (s, 2H), 7.17-7.34 (m, 5H), 7.76 (s, 1H), 13.30 (br s, 1H); <sup>13</sup>C NMR (CDCl<sub>3</sub>, 75 MHz)  $\delta$  21.24, 33.13, 124.99, 126.37, 128.39, 128.89, 138.67, 152.95, 157.49, 164.91.

**Compound 3c:** 92%; white solid, mp 236-238 °C (dec.); IR (film) 2920, 2850, 1651, 1574 cm<sup>-1</sup>; <sup>1</sup>H NMR (CDCl<sub>3</sub>, 300 MHz)  $\delta$  2.30 (s, 3H), 3.81 (s, 2H), 7.08 (d, *J* = 7.8 Hz, 2H), 7.21 (d, *J* = 7.8 Hz, 2H), 7.47-7.58 (m, 3H), 7.98 (s, 1H), 8.19-8.22 (m, 2H), 13.12 (br s, 1H); <sup>13</sup>C NMR (CDCl<sub>3</sub>, 75 MHz)  $\delta$  21.01, 33.07, 126.18, 127.53, 128.80, 128.86,



Scheme 1

**Table 1.** Synthesis of 2,4,5-trisubstituted pyrimidines

Entry	B-H acetate <b>1</b>	Amidine <b>2</b>	Conditions <sup>a</sup>	Products (%) <sup>b</sup>
1	 <b>1a</b>	 <b>2a</b>	3 h	 <b>3a</b> (91)
2	<b>1a</b>	 <b>2b</b>	4 h	 <b>3b</b> (75)
3	 <b>1b</b>	<b>2a</b>	3 h	 <b>3c</b> (92)
4	 <b>1c</b>	<b>2a</b>	6 h	 <b>3d</b> (35)
5	 <b>1d</b>	<b>2a</b>	3 h	 <b>3e</b> (84)
6	 <b>1e</b>	<b>2a</b>	3 h <sup>c</sup>	 <b>3f</b> (53)
7	<b>1e</b>	<b>2b</b>	6 h <sup>c</sup>	 <b>3g</b> (30)
8	 <b>1f</b>	<b>2a</b>	4 h <sup>d</sup>	 <b>3h</b> (27)
9	<b>1a</b>	 <b>2c</b>	6 h	 <b>3i</b> (56)

<sup>a</sup>Conditions: B-H acetate (1.0 equiv), amidine (1.5 equiv), K<sub>2</sub>CO<sub>3</sub> (2.0 equiv), *tert*-butanol, reflux. <sup>b</sup>Isolated yield. <sup>c</sup>Conditions: B-H acetate (1.5 equiv), amidine (1.0 equiv), K<sub>2</sub>CO<sub>3</sub> (2.0 equiv), *tert*-butanol, reflux. <sup>d</sup>Conditions: B-II acetate (1.0 equiv), amidine (3.5 equiv), K<sub>2</sub>CO<sub>3</sub> (4.0 equiv), *tert*-butanol, reflux.

129.16, 131.71, 132.07, 135.66, 135.97, 152.90, 155.67, 164.60.

Compound **3d**: 35%; white solid, mp 122-124 °C; IR (film) 3406, 3070, 2927, 2852, 1643 cm<sup>-1</sup>; <sup>1</sup>H NMR (CDCl<sub>3</sub>, 300 MHz)  $\delta$  0.90 (t, *J* = 6.9 Hz, 3H), 1.26-1.45 (m, 6H), 1.61-1.71 (m, 2H), 2.54 (t, *J* = 7.2 Hz, 2H), 7.48-7.58 (m, 3H), 7.98 (s, 1H), 8.20-8.25 (m, 2H), 12.86 (br s, 1H); <sup>13</sup>C NMR (CDCl<sub>3</sub>, 75 MHz)  $\delta$  14.09, 22.65, 27.58, 28.22, 29.17, 31.65, 127.03, 127.34, 128.88, 131.64, 132.14, 152.23, 155.16, 164.74.

Compound **3e**: 84%; white solid, mp 269-271 °C (dec.); IR (film) 3377, 2917, 2850, 1643 cm<sup>-1</sup>; <sup>1</sup>H NMR (CDCl<sub>3</sub>, 300 MHz)  $\delta$  4.02 (s, 2H), 7.41-7.55 (m, 6H), 7.72-7.81 (m, 4H), 7.98 (s, 1H), 8.06-8.08 (m, 2H), 11.57 (br s, 1H); <sup>13</sup>C NMR (DMSO-d<sub>6</sub>, 75 MHz)  $\delta$  32.77, 125.38, 126.03, 126.60, 127.36, 127.45, 127.46, 127.50, 127.55, 127.56, 127.76, 128.61, 131.40, 131.69, 133.09, 137.15, 151.53, 155.94, 163.04.

Compound **3f**: 53%; white solid, mp 68-69 °C; IR (film) 3030, 2923, 1574, 1541, 1426 cm<sup>-1</sup>; <sup>1</sup>H NMR (CDCl<sub>3</sub>, 300

MHz)  $\delta$  2.49 (s, 3H), 3.99 (s, 2H), 7.12-7.15 (m, 2H), 7.20-7.33 (m, 3H), 7.44-7.51 (m, 3H), 8.41-8.46 (m, 2H), 8.47 (s, 1H);  $^{13}\text{C}$  NMR ( $\text{CDCl}_3$ , 75 MHz)  $\delta$  22.40, 35.87, 126.66, 127.93, 128.49, 128.53, 128.75, 129.45, 130.27, 137.73, 138.15, 157.22, 162.73, 166.13.

Compound **3g**: 30%; colorless oil; IR (film) 3042, 2926, 1581, 1556, 1440  $\text{cm}^{-1}$ ;  $^1\text{H}$  NMR ( $\text{CDCl}_3$ , 300 MHz)  $\delta$  2.39 (s, 3H), 2.68 (s, 3H), 3.94 (s, 2H), 7.08-7.11 (m, 2H), 7.20-7.33 (m, 3H), 8.32 (s, 1H)  $^{13}\text{C}$  NMR ( $\text{CDCl}_3$ , 75 MHz)  $\delta$  22.09, 25.62, 35.68, 126.64, 128.42, 128.45, 128.73, 138.15, 157.02, 165.86, 165.93.

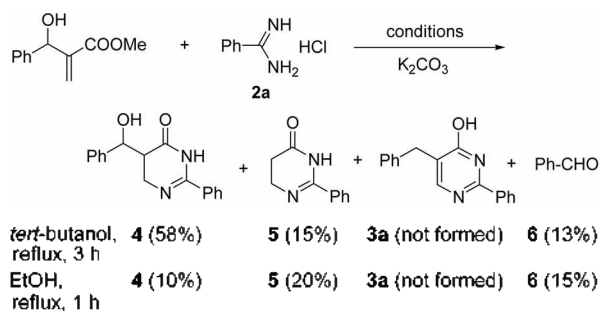
Compound **3h**: 27%; white solid, mp 176-178  $^\circ\text{C}$ ; IR (film) 3481, 3286, 3066, 1641  $\text{cm}^{-1}$ ;  $^1\text{H}$  NMR ( $\text{CDCl}_3$ , 300 MHz)  $\delta$  3.85 (s, 2H), 4.79 (br s, 2H), 7.19-7.24 (m, 2H), 7.25-7.36 (m, 3H), 7.41-7.46 (m, 3H), 8.24 (s, 1H), 8.31-8.35 (m, 2H);  $^{13}\text{C}$  NMR ( $\text{CDCl}_3$ , 75 MHz)  $\delta$  34.78, 113.71, 127.10, 127.81, 128.28, 128.33, 129.03, 130.08, 137.09, 137.93, 156.18, 161.83, 163.31.

Compound **3i**: 56%; yellow solid, mp 160-162  $^\circ\text{C}$ ; IR (film) 3431, 2254, 2127, 1647  $\text{cm}^{-1}$ ;  $^1\text{H}$  NMR ( $\text{CDCl}_3$ , 300 MHz)  $\delta$  4.80 (d,  $J = 1.8$  Hz, 2H), 6.86 (br s, 2H), 7.01-7.06 (m, 1H), 7.26-7.31 (m, 5H), 7.37-7.44 (m, 7H), 7.57 (br s, 1H), 7.87 (s, 1H). We took the  $^{13}\text{C}$  NMR spectrum of compound **3i**, however, we could not assign the peaks definitely due to line broadening. Thus we prepared *N*-allyl derivative (**3i**, allyl bromide,  $\text{K}_2\text{CO}_3$ , DMF, rt, 2 h, 66%) and confirmed the structure of **3i**, and the spectroscopic data of *N*-allyl derivative of **3i** are as follows: 66%; pale yellow oil; IR (film) 1627, 1589, 1493, 1417, 1377  $\text{cm}^{-1}$ ;  $^1\text{H}$  NMR ( $\text{CDCl}_3$ , 300 MHz)  $\delta$  4.61 (d,  $J = 1.5$  Hz, 2H), 4.84 (d,  $J = 5.4$  Hz, 2H), 5.26 (dd,  $J = 10.2$  and 1.5 Hz, 1H), 5.38 (dd,  $J = 17.1$  and 1.5 Hz, 1H), 6.06-6.20 (m, 1H), 6.53-6.56 (m, 2H), 6.61-6.66 (m, 1H), 6.72-6.81 (m, 3H), 6.86-7.00 (m, 4H), 7.12-7.15 (m, 2H), 7.30-7.32 (m, 3H), 7.81 (s, 1H);  $^{13}\text{C}$  NMR ( $\text{CDCl}_3$ , 75 MHz)  $\delta$  44.83, 49.50, 116.87, 121.58, 121.79, 124.32, 124.39, 125.29, 127.95, 128.60, 128.66, 129.10, 129.41, 133.48, 134.27, 137.51, 144.01, 144.63, 147.51, 164.77.

**Acknowledgements.** This work was supported by the program of KOSEF (R&E of Science High School, 2007-01-049) and the authors wish to thank Kyoung Do Jung, Dae Han Kim, Kyung June Oh, Sang Ha Lee for their involvement in this project. Spectroscopic data was obtained from the Korea Basic Science Institute, Gwangju branch.

## References and Notes

- (a) Brown, D. J. *The Pyrimidines*; John Wiley & Sons: New York, 1962; pp 31-81. (b) Hoffmann, M. G.; Nowak, A.; Muller, M. *Pyrimidines in Methods of Organic Chemistry (Houben-Weyl)*; Schaumann, E., Ed.; Georg Thieme Verlag: Stuttgart, 1998; Vol. E9b/Part 1. Heterenes IV, pp 1-249. (c) Brown, D. J. *Comprehensive Heterocyclic Chemistry II*; Katritzky, A. R., Rees, C. W., Eds.; Pergamon Press: Oxford, 1996; Vol. 3, Chapter 2.13.
- For recent examples on the synthesis of pyrimidines, see: (a) Muller, T. J. J.; Braun, R.; Ansoorge, M. *Org. Lett.* **2000**, *2*, 1967-1970. (b) Sakai, N.; Aoki, Y.; Sasada, T.; Konakahara, T. *Org. Lett.* **2005**, *7*, 4705-4708. (c) Yoon, D. S.; Han, Y.; Stark, T. M.; Haber, J. C.; Gregg, B. T.; Stankovich, S. B. *Org. Lett.* **2004**, *6*, 4775-4778. (d) Movassaghi, M.; Hill, M. D. *J. Am. Chem. Soc.* **2006**, *128*, 14254-14255. (e) Kakiya, H.; Yagi, K.; Shinokubo, H.; Oshima, K. *J. Am. Chem. Soc.* **2002**, *124*, 9032-9033. (f) Cesar, J. *J. Comb. Chem.* **2005**, *7*, 517-519. (g) Xie, F.; Li, S.; Bai, D.; Lou, L.; Hu, Y. *J. Comb. Chem.* **2007**, *9*, 12-13. (h) Herrera, A.; Martinez-Alvarez, R.; Chioua, M.; Chioua, R.; Sanchez, A. *Tetrahedron* **2002**, *58*, 10053-10058. (i) Kawamura, S.; Sanemitsu, Y. *J. Org. Chem.* **1993**, *58*, 414-418.
- For the synthesis of pyrimidines by the reaction of 1,3-dielectrophilic components and amidines or guanidines, see: (a) Bellur, E.; Langer, P. *Tetrahedron* **2006**, *62*, 5426-5434. (b) Karpov, A. S.; Merkul, E.; Rominger, F.; Muller, T. J. *J. Angew. Chem. Int. Ed.* **2005**, *44*, 6951-6956. (c) Funabiki, K.; Nakamura, H.; Matsui, M.; Shibata, K. *Synlett* **1999**, 756-758. (d) Hawksley, D.; Griffin, D. A.; Leeper, F. J. *J. Chem. Soc., Perkin Trans. 1* **2001**, 144-148. (e) Pirc, S.; Bevk, D.; Golobic, A.; Stanovnik, B.; Svete, J. *Helv. Chim. Acta* **2006**, *89*, 30-44.
- For the synthesis of pyrimidine derivatives from Baylis-Hillman adducts, see: (a) Lee, C. G.; Gowrisankar, S.; Kim, J. N. *Bull. Korean Chem. Soc.* **2005**, *26*, 481-484. (b) Basavaiah, D.; Satyanarayana, T. *Tetrahedron Lett.* **2002**, *43*, 4301-4303. (c) Pathak, R.; Roy, A. K.; Batra, S. *Synlett* **2005**, 848-850.
- Recent reports on the synthesis of oxygen and nitrogen-containing compounds from Baylis-Hillman adducts, see: (a) Lee, K. Y.; Lee, H. S.; Kim, J. N. *Tetrahedron Lett.* **2007**, *48*, 2007-2011. (b) Kim, S. J.; Lee, H. S.; Kim, J. N. *Tetrahedron Lett.* **2007**, *48*, 1069-1072. (c) Gowrisankar, S.; Kim, S. J.; Kim, J. N. *Tetrahedron Lett.* **2007**, *48*, 289-292. (d) Gowrisankar, S.; Lee, K. Y.; Kim, T. H.; Kim, J. N. *Tetrahedron Lett.* **2006**, *47*, 5785-5788. (e) Kim, S. C.; Lee, H. S.; Lee, Y. J.; Kim, J. N. *Tetrahedron Lett.* **2006**, *47*, 5681-5685. (f) Lee, K. Y.; Lee, H. S.; Kim, J. N. *Bull. Korean Chem. Soc.* **2007**, *28*, 333-335. (g) Lee, C. G.; Lee, K. Y.; Kim, S. J.; Kim, J. N. *Bull. Korean Chem. Soc.* **2007**, *28*, 719-720.
- Recent publications on the reaction of 1,3-dinucleophiles and the Baylis-Hillman adducts, see: (a) Park, D. Y.; Lee, K. Y.; Kim, J. N. *Tetrahedron Lett.* **2007**, *48*, 1633-1636. (b) Park, D. Y.; Kim, S. J.; Kim, T. H.; Kim, J. N. *Tetrahedron Lett.* **2006**, *47*, 6315-6319.
- The reaction of Baylis-Hillman adduct itself and **2a** is summarized in Scheme 2. The reaction in *tert*-butanol in the presence of  $\text{K}_2\text{CO}_3$  showed the formation of diastereomeric mixture of **4** (58%, 1:1), dihydropyrimidine **5** (15%),<sup>8</sup> and benzaldehyde **6** (13%). Dihydropyrimidine **5** and benzaldehyde **6** might be produced by retro-Baylis-Hillman process from **4**. When we carried out the reaction in ethanol we observed rapid decomposition of initially formed **4** into intractable polar compounds. The compound **4** could be transformed into product **3a** by dehydration (*p*-TsOH, toluene, reflux, 1 h) and the following isomerization ( $\text{K}_2\text{CO}_3$ , *tert*-butanol, reflux, 1 h) in 35% yield.



Scheme 2

- (a) Weis, A. L.; Zamir, D. *J. Org. Chem.* **1987**, *52*, 3421-3425. (b) Einsiedel, J.; Hubner, H.; Gmeiner, P. *Bioorg. Med. Chem. Lett.* **2003**, *13*, 851-854.