

Notes

Eschenmoser-Claisen Rearrangement of Baylis-Hillman Adducts[†]

Jeong Mi Kim, Sung Hwan Kim, and Jae Nyoung Kim*

Department of Chemistry and Institute of Basic Science, Chonnam National University, Gwangju 500-757, Korea

*E-mail: kimjn@chonnam.ac.kr

Received May 16, 2007

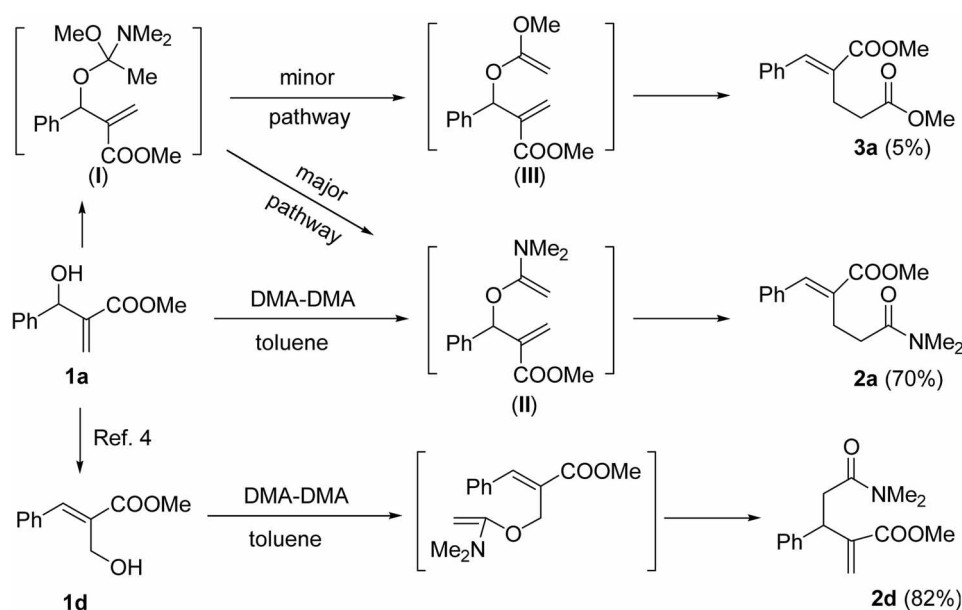
Key Words : Eschenmoser-Claisen rearrangement, Baylis-Hillman adducts, DMA-DMA

Johnson-Claisen rearrangement of the Baylis-Hillman adducts has been reported by Basavaiah and co-workers to produce alkyl alk-4-enoate derivatives stereoselectively.^{1a} Das and co-workers examined the Johnson-Claisen rearrangement of Baylis-Hillman adducts with triethyl orthoacetate and reported the applicability of I_2/SiO_2 or $NaHSO_4/SiO_2$ systems.^{1b,c} We also examined the reaction of *aza*-Baylis-Hillman adducts^{2a} and Baylis-Hillman adducts^{2b} with *N,N*-dimethylformamide dimethylacetal (DMF-DMA), and we obtained cinnamyl amine derivatives in both cases.²

However, literature survey revealed that Eschenmoser-Claisen rearrangement³ of Baylis-Hillman adducts has not been reported.^{2b} Thus, we decided to examine the Eschenmoser-Claisen rearrangement of Baylis-Hillman adducts (**1a-c**, **1g**, and **1h**) and cinnamyl alcohol derivatives (**1d-f**) with *N,N*-dimethylacetamide dimethylacetal (DMA-DMA) and report herein the results (Scheme 1 shows the synthesis of **2a** and **2d** as representative examples)

Required starting materials **1a-h** were synthesized accord-

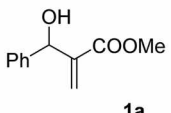
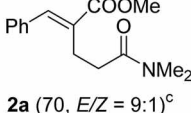
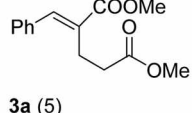
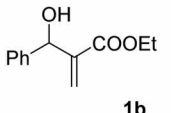
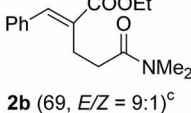
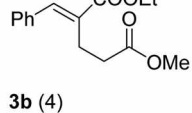
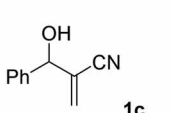
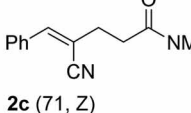
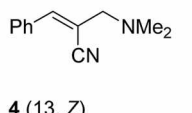
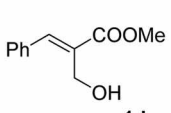
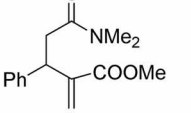
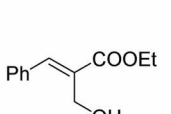
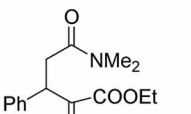
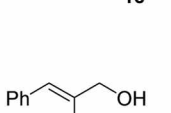
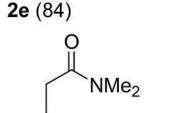
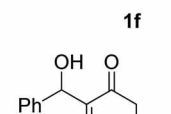
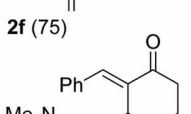
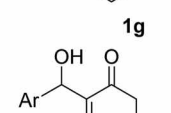
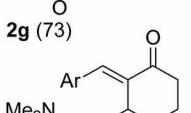
ing to the reported methods.^{1,2,4} The reaction conditions including the amounts of DMA-DMA, solvent, and temperature were examined and we found that optimum yields were obtained with 2.0 equiv of DMA-DMA in toluene at around 80-90 °C. The results are summarized in Table 1 and the reaction mechanism is depicted in Scheme 1. For the secondary alcohol derivatives **1a-c**, some ester compounds (**3a**: 5% in entry 1 and **3b**: 4% in entry 2) were formed together (due to the competitive formation of intermediate **III**) and the yields of desired products **2a-c** were moderate (69-71%). The products **2a** and **2b** were isolated as *E/Z* mixtures (*ca.* 9:1) as in the Johnson-Claisen rearrangement of the Baylis-Hillman adducts.¹ The product **2c** was obtained as a pure *Z* isomer, however, 2-dimethylaminomethyl-3-phenylacrylonitrile (**4**, *Z*-form)^{2b} was isolated together (13%). The primary alcohol derivatives **1d-f** were cleanly converted into **2d-f** in moderate to good yields (75-84%) and we could not find the corresponding ester derivatives in these cases. The Baylis-Hillman adducts of 2-cyclohexen-1-



Scheme 1

[†]This paper is dedicated to Professor Sang Chul Shim on the occasion of his honorable retirement.

Table 1. Eschenmoser-Claisen rearrangement of Baylis-Hillman adducts

Entry	B-H adduct	Product (%) ^{a,b}	
1	 1a	 2a (70, <i>E/Z</i> = 9:1) ^c	 3a (5)
2	 1b	 2b (69, <i>E/Z</i> = 9:1) ^c	 3b (4)
3	 1c	 2c (71, <i>Z</i>)	 4 (13, <i>Z</i>)
4	 1d	 2d (82)	
5	 1e	 2e (84)	
6	 1f	 2f (75)	
7	 1g	 2g (73)	
8 ^d	 1h	 2h (43)	

^aIsolated yields. ^bThe reaction was carried out in toluene with DMA-DMA (2.0 equiv) at 80-90 °C for 2 h. ^cThe ratio of *E/Z* was determined based on ¹H NMR. ^dAr is 4-nitrophenyl.

one, **1g** and **1h**, were also converted into **2g** and **2h**, respectively, in moderate yields.

In summary, we disclosed the Eschenmoser-Claisen rearrangement of Baylis-Hillman adducts⁵ and cinnamyl alcohol derivatives with *N,N*-dimethylacetamide-dimethylacetal (DMA-DMA) in toluene to produce 2-benzylidene 1,5-dicarbonyl compounds and 2-methylene 1,5-dicarbonyl derivatives in moderate yields.

Experimental Section

Typical procedure for the synthesis of **2a** and the

spectroscopic data of 2a-h,3a,3b, and 4 are as follows. A mixture of **1a** (192 mg, 1.0 mmol) and DMA-DMA (266 mg, 2.0 mmol) in toluene (3 mL) was stirred at 80-90 °C for 2 h. After removal of solvent desired product was separated by column chromatographic purification process (hexanes/EtOAc, 3:5) as pale yellow oil, 183 mg (70%).

Compound **2a**: 70% (*E/Z* = 9:1); pale yellow oil; IR (film) 2950, 1708, 1654, 1648, 1250 cm⁻¹; ¹H NMR (CDCl₃, 300 MHz) δ 2.53-2.58 (m, 2H), 2.86-2.90 (m, 2H), 2.94 (s, 3H), 3.00 (s, 3H), 3.83 (s, 3H), 7.25-7.40 (m, 5H), 7.73 (s, 1H); ¹³C NMR (CDCl₃, 75 MHz) δ 23.52, 32.77, 35.34, 37.16, 52.05, 128.65, 128.66, 129.29, 131.61, 135.20, 140.24, 168.62, 171.97.

Compound **2b**:^{2b} 69% (*E/Z* = 9:1); pale yellow oil; IR (film) 2935, 1704, 1650 cm⁻¹; ¹H NMR (CDCl₃, 300 MHz) δ 1.35 (t, *J* = 7.2 Hz, 3H), 2.53-2.60 (m, 2H), 2.73-2.76 (m, 2H), 2.94 (s, 3H), 3.00 (s, 3H), 4.28 (q, *J* = 7.2 Hz, 2H), 7.30-7.42 (m, 5H), 7.73 (s, 1H); ¹³C NMR (CDCl₃, 75 MHz) δ 14.29, 23.51, 32.78, 35.29, 37.14, 60.84, 128.55, 128.61, 129.25, 130.87, 135.25, 139.92, 168.09, 172.00.

Compound **2c**: 71% (*Z*); yellow solid, mp 47-49 °C; IR (film) 2919, 2203, 1650, 1644 cm⁻¹; ¹H NMR (CDCl₃, 300 MHz) δ 2.66 (t, *J* = 6.9 Hz, 2H), 2.78 (t, *J* = 6.9 Hz, 2H), 2.96 (s, 3H), 3.04 (s, 3H), 7.08 (s, 1H), 7.35-7.44 (m, 3H), 7.70-7.74 (m, 2H); ¹³C NMR (CDCl₃, 75 MHz) δ 31.45, 31.64, 35.49, 37.11, 109.82, 118.64, 128.61, 128.76, 130.03, 133.59, 144.71, 170.63.

Compound **2d**: 82%; white solid, mp 73-74 °C; IR (film) 2945, 1720, 1654, 1648, 1642 cm⁻¹; ¹H NMR (CDCl₃, 300 MHz) δ 2.77-2.96 (m, 2H), 2.88 (s, 3H), 2.90 (s, 3H), 3.66 (s, 3H), 4.53 (t, *J* = 7.5 Hz, 1H), 5.63 (s, 1H), 6.32 (s, 1H), 7.16-7.30 (m, 5H); ¹³C NMR (CDCl₃, 75 MHz) δ 35.46, 37.15, 38.06, 43.06, 51.83, 124.33, 126.63, 127.81, 128.41, 142.03, 142.89, 166.98, 170.67.

Compound **2e**: 84%; white solid, mp 63-64 °C; IR (film) 2976, 2925, 1716, 1651, 1649 cm⁻¹; ¹H NMR (CDCl₃, 300 MHz) δ 1.18 (t, *J* = 7.2 Hz, 3H), 2.77-2.95 (m, 2H), 2.88 (s, 3H), 2.89 (s, 3H), 4.04-4.15 (m, 2H), 4.52 (t, *J* = 7.5 Hz, 1H), 5.61 (s, 1H), 6.32 (s, 1H), 7.16-7.30 (m, 5H); ¹³C NMR (CDCl₃, 75 MHz) δ 14.00, 35.47, 37.17, 38.04, 43.14, 60.69, 123.97, 126.60, 127.86, 128.36, 142.16, 143.17, 166.53, 170.74.

Compound **2f**: 75%; pale yellow solid, mp 71-72 °C; IR (film) 2924, 2211, 1647 cm⁻¹; ¹H NMR (CDCl₃, 300 MHz) δ 2.77-3.08 (m, 2H), 2.93 (s, 3H), 3.02 (s, 3H), 4.24-4.29 (m, 1H), 5.60 (s, 1H), 5.93 (s, 1H), 7.25-7.38 (m, 5H); ¹³C NMR (CDCl₃, 75 MHz) δ 35.59, 36.80, 37.20, 46.05, 117.92, 126.10, 127.43, 127.60, 128.97, 131.29, 140.16, 169.54.

Compound **2g**: 73%; pale yellow oil; IR (film) 2936, 1681, 1643 cm⁻¹; ¹H NMR (CDCl₃, 300 MHz) δ 1.83-2.04 (m, 4H), 2.25-2.50 (m, 2H), 2.58-2.66 (m, 2H), 2.88 (s, 3H), 2.92 (s, 3H), 4.01-4.08 (m, 1H), 7.27-7.48 (m, 6H); ¹³C NMR (CDCl₃, 75 MHz) δ 19.21, 27.49, 33.34, 35.38, 35.95, 37.11, 40.51, 128.63, 128.78, 129.84, 134.94, 135.02, 141.34, 170.54, 202.97.

Compound **2h**: 43%; pale yellow oil; IR (film) 2930, 1689, 1644 cm⁻¹; ¹H NMR (CDCl₃, 300 MHz) δ 1.88-2.04

(m, 4H), 2.23-2.30 (m, 1H), 2.41-2.50 (m, 1H), 2.60-2.72 (m, 2H), 2.93 (s, 6H), 4.00-4.04 (m, 1H), 7.24 (s, 1H), 7.60 (d, $J = 8.4$ Hz, 2H), 8.25 (d, $J = 8.4$ Hz, 2H); ^{13}C NMR (CDCl_3 , 75 MHz) δ 19.39, 27.76, 33.76, 35.58, 35.74, 37.26, 40.79, 123.88, 130.43, 131.75, 141.59, 144.94, 147.29, 170.06, 202.78.

Compound **3a**: 5%; colorless oil; ^1H NMR (CDCl_3 , 300 MHz) δ 2.54-2.60 (m, 2H), 2.85-2.91 (m, 2H), 3.65 (s, 3H), 3.83 (s, 3H), 7.28-7.43 (m, 5H), 7.74 (s, 1H).

Compound **3b**: 4%; colorless oil; ^1H NMR (CDCl_3 , 300 MHz) δ 1.35 (t, $J = 7.2$ Hz, 3H), 2.54-2.60 (m, 2H), 2.85-2.90 (m, 2H), 3.65 (s, 3H), 4.28 (q, $J = 7.2$ Hz, 2H), 7.31-7.43 (m, 5H), 7.73 (s, 1H).

Compound **4**:^{2b} 13%; colorless oil; ^1H NMR (CDCl_3 , 300 MHz) δ 2.34 (s, 6H), 3.22 (s, 2H), 7.10 (s, 1H), 7.27-7.45 (m, 3H), 7.77-7.81 (m, 2H).

Acknowledgments. This work was supported by the Korea Research Foundation Grant funded by the Korean Government (MOEHRD, KRF-2006-311-C00384). Spectroscopic data was obtained from the Korea Basic Science Institute, Gwangju branch.

References and Notes

1. For the Johnson-Claisen rearrangement of Baylis-Hillman adducts, see: (a) Basavaiah, D.; Pandiaraju, S.; Krishnamacharyulu, M. *Synlett* **1996**, 747-748. (b) Das, B.; Majhi, A.; Reddy, K. R.; Venkateswarlu, K. *J. Mol. Catal. A: Chem.* **2007**, *263*, 273-275. (c) Das, B.; Majhi, A.; Banerjee, J. *Tetrahedron Lett.* **2006**, *47*, 7619-7623. (d) Chapuis, C.; Buchi, G. H.; Wuest, H. *Helv. Chim. Acta* **2005**, *88*, 3069-3088. (e) Basavaiah, D.; Pandiaraju, S. *Tetrahedron Lett.* **1995**, *36*, 757-758.
2. (a) Lee, H. J.; Kim, H. S.; Kim, J. N. *Tetrahedron Lett.* **1999**, *40*, 4363-4366. (b) Lee, H. J.; Chung, Y. M.; Lee, K. Y.; Kim, J. N. *Bull. Korean Chem. Soc.* **2000**, *21*, 843-844 and the synthesis of compound **2b** was described therein.
3. For the reviews and some recent papers on Eschenmoser-Claisen rearrangements, see: (a) Martin Castro, A. M. *Chem. Rev.* **2004**, *104*, 2939-3002. (b) Gilbert, M. W.; Galkina, A.; Mulzer, J. *Synlett* **2004**, 2558-2562. (c) Qu, H.; Gu, X.; Min, B. J.; Liu, Z.; Hruby, V. J. *Org. Lett.* **2006**, *8*, 4215-4218. (d) Schepens, W.; Haver, D. V.; Vandewalle, M.; Bouillon, R.; Verstuyf, A.; De Clercq, P. J. *Org. Lett.* **2006**, *8*, 4247-4250. (e) Loh, T.-P.; Hu, Q.-Y. *Org. Lett.* **2001**, *3*, 279-281. (f) Gradi, S. N.; Kennedy-Smoth, J. J.; Kim, J.; Trauner, D. *Synlett* **2002**, 411-414. (g) Kundig, E. P.; Laxmisha, M. S.; Cannas, R.; Tchertchian, S.; Ronggang, L. *Helv. Chim. Acta* **2005**, *88*, 1063-1072. (h) Hill, R. K.; Soman, R.; Sawada, S. *J. Org. Chem.* **1972**, *37*, 3737-3740. (i) Chen, C.-Y.; Hart, D. J. *J. Org. Chem.* **1993**, *58*, 3840-3849. (j) Kundig, E. P.; Cannas, R.; Laxmisha, M.; Ronggang, L.; Tchertchian, S. *J. Am. Chem. Soc.* **2003**, *125*, 5642-5643.
4. For the synthesis of starting materials including rearranged alcohols and Baylis-Hillman adducts of cyclohexen-2-one, see: (a) Lee, K. Y.; Gowrisankar, S.; Kim, J. N. *Bull. Korean Chem. Soc.* **2004**, *25*, 413-414. (b) Lee, K. Y.; Gong, J. H.; Kim, J. N. *Bull. Korean Chem. Soc.* **2002**, *23*, 659-660.
5. For our recent papers on Baylis-Hillman adducts, see: (a) Lee, K. Y.; Lee, H. S.; Kim, J. N. *Tetrahedron Lett.* **2007**, *48*, 2007-2011. (b) Lee, K. Y.; Lee, Y. J.; Kim, J. N. *Bull. Korean Chem. Soc.* **2007**, *28*, 143-146. (c) Gowrisankar, S.; Lee, H. S.; Kim, J. N. *Bull. Korean Chem. Soc.* **2006**, *27*, 2097-2100. (d) Lee, K. Y.; Park, D. Y.; Kim, J. N. *Bull. Korean Chem. Soc.* **2006**, *27*, 1489-1492.