


# 세계곡물 가격 및 수급동향

1. 가

			가	11	22		가	11	22
						316.60US\$/MT			
	가	11	22			290.90US\$/MT		25.70US\$/MT	
220.68US\$/MT						가			
192.31US\$/MT			28.37US\$/MT			가	11	22	291.90US\$/
						MT			276.63US\$/
						MT	15.27US\$/MT		.

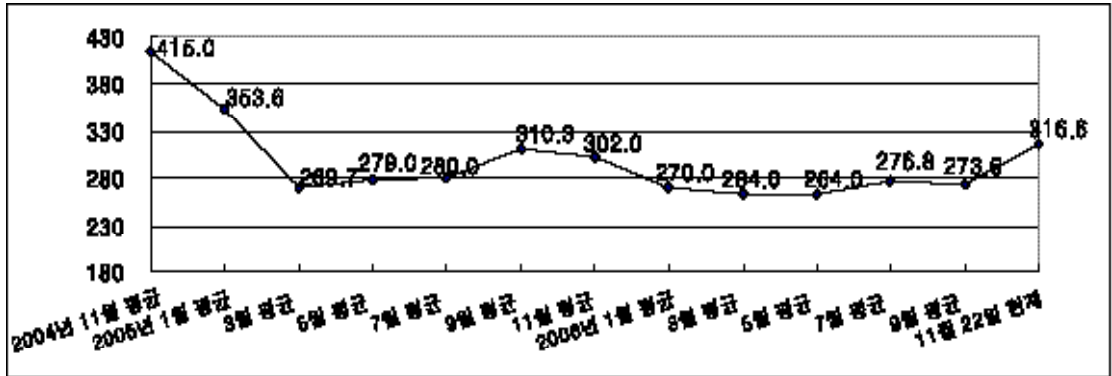
< 가 >

( :C&F US\$/MT)



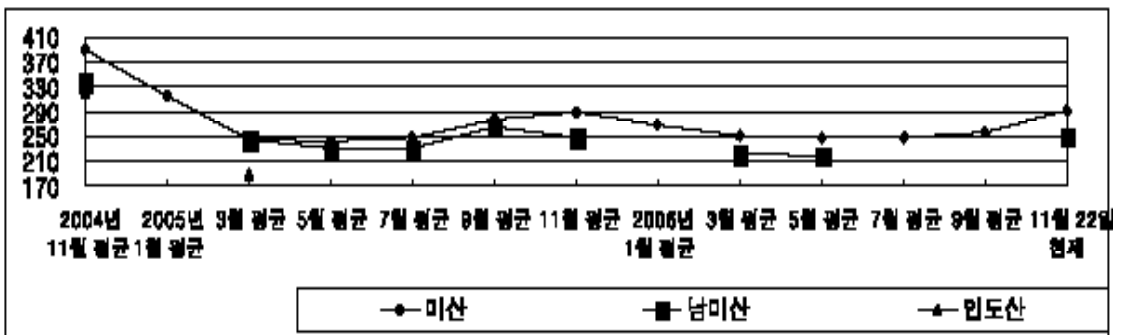
< 가 >

( : C&F US\$/MT)




< 가 >

( : C&F US\$/MT)



< 가 >

( : C&F US\$/MT)



			0.9%(104 )	가	, 05/06
		1	6,712		27.2%(4,547
(1)		)	.		10.9%
			10.8%	0.1%	가
		05/06	15.3%	4.4%	.
06/07		9	6,447	06/07	2,739
			,		2,912
05/06	9	7,525	1.1%(29	5.9%(173 )	, 05/06 5,484
)		.		50.1%(2,745 )	.
		10	994	8.7%	9.1%
		10	1,061	0.1%(67 )	0.4%,
		, 05/06	9	8,712	
		2.3%(2,282 )	가	,	
1	418		1	(2)	
510		2.0%(92 )	가	,	
05/06	1	533	1.1%(15		
)		.		06/07	6
06/07		2	8,572		8,873
		2	9,012	6	8,914
		1.5%(440 )	, 05/06	2	9,329
		4.4%(1,302 )	.	0.1%(41 )	, 05/06
		2	5,515	0.7%(456 )	.
		2	5,655	7	2,327
		0.5%(140 )		7	2,414
		, 05/06	2	4,460	0.1%(87 )
		4.3%(1,055 )	가	,	, 05/06
		6,054		8,081	6
		2.1%(127 )	,		9,997
05/06	6,013		0.7%(41 )	3.3%(2,330 )	가
가	.			8,081	,
					8,128
				0.6%(47 )	, 05/06
				2.3%(183 )	가
				06/07	2
					7,293
				2	7,700
				1.5%(407 )	, 05/06
				3.3%(933 )	2
06/07		1	2,165		8,226
		1	2,061	2	4,360
				2	4,487
					0.5%(127 )

, 05/06 2 3,158 가 , 7,057  
 5.2%(1,202 ) 가 , 7,067 0.1%(10 )  
 5,588 5,715 , 05/06 6,442  
 2.2%(127 ) , 9.5%(615 ) 가 .  
 05/06 5,455 2.4%(133 06/07 8,720  
 ) 가 . 8,678 0.5%(42  
 ), 05/06 8,337 4.6%(383  
 ) 가 .  
 06/07 9,000 5,297  
 8,954 5,283 0.3%(14 ) , 05/06  
 0.5%(46 ) 가 , 05/06 1 5,243 1.0%(54 ) 가  
 2,455 27.7%(3,455 ) , 3,116  
 . 11.2% , 05/06 2,578  
 11.1% 0.1%, 가 , 05/06 20.9%(538 ) 가 .  
 16.0% 4.8% .  
 06/07 2,376  
 2,529 06/07 5,522  
 6.0%(153 ) , 05/06 5,006 5,506  
 52.5%(2,630 ) . 0.3%(16 ) , 05/06 5,215  
 7.9% 8.4% 0.5%, 5.9%(307 ) 가 ,  
 05/06 17.5% 9.6% 18.9% ,  
 . 05/06 18.7% 0.2% 가 .  
 06/07 1,538  
 (3) 1,511  
 1.8%(27 ) , 05/06 1,221  
 26.0%(317 ) 가 ,  
 06/07 2 2,497 18.3% 18.0%  
 2 2,459 0.3%, 05/06 15.6% 2.7%  
 0.2%(38 ) , 05/06 2 1,804 가 .  
 3.2%(693 ) 가 .  
 2 2,106 2 (4)  
 2,063 0.2%(43 ) , 05/06 2  
 1,377 3.4%(729 )

06/07 1 5,153 771 758  
 1 5,119 1.7%(13 ), 05/06 721  
 0.2%(34 ), 05/06 1 4,488 6.9%(50 ) 가 .  
 4.6%(665 ) 가 .  
 1 5,199  
 1 5,159 0.3%(40 ), 06/07 513  
 05/06 1 4,555 4.4%(644 514 0.2%(1  
 ) 가 , 5,291 ), 05/06 583 12.0%(70  
 5,263 ) . 2.5%  
 0.5%(28 ), 05/06 5,126 , 05/06  
 3.2%(165 ) 가 . 3.0% 0.5% .  
 06/07 3,848 06/07 27  
 3,836 05/06  
 0.3%(12 ), 05/06 3,741 29 6.9%(2 ) .  
 2.9%(107 ) 가 . 0.7%  
 3,094 05/06 0.8% 0.1%  
 , 05/06 3,019 .  
 2.5%(75 ) 가 ,

06/07 (USDA, 11 9 )

( : , %)

06/07.11(A)	964.47	1009.94	104.18	121.65	10.9
06/07.10(B)	964.76	1010.61	105.10	120.61	10.8
05/06(C)	975.25	987.12	105.33	167.12	15.3
(A/B)	0.0	-0.1	2.0	0.9	
(A/C)	-1.1	2.3	-1.1	-27.2	
06/07.11(A)	285.72	255.15	60.54	27.39	8.7
06/07.10(B)	290.12	256.55	61.81	29.12	9.1
05/06(C)	298.74	244.60	60.13	54.84	18.0
(A/B)	-1.5	-0.5	-2.1	-5.9	
(A/C)	-4.4	4.3	0.7	-50.1	
06/07.11(A)	688.73	723.27	80.81	90.00	11.2
06/07.10(B)	689.14	724.14	81.28	89.54	11.1
05/06(C)	693.29	699.97	78.98	124.55	16.0
(A/B)	-0.1	-0.1	-0.6	0.5	
(A/C)	-0.7	3.3	2.3	-27.7	

06/07.11(A)	272.93	243.60	55.88	23.76	7.9
06/07.10(B)	277.00	244.87	57.15	25.29	8.4
05/06(C)	282.26	231.58	54.55	50.06	17.5
(A/B)	-1.5	-0.5	-2.2	-6.0	
(A/C)	-3.3	5.2	2.4	-52.5	
06/07.11(A)	586.81	615.05	109.11	118.83	16.4
06/07.10(B)	585.14	613.07	108.96	119.30	16.5
05/06(C)	618.92	623.26	115.48	147.07	19.9
(A/B)	0.3	0.3	0.1	-0.4	
(A/C)	-5.2	-1.3	-5.5	-19.2	
06/07.11(A)	224.97	221.06	70.57	55.22	18.9
06/07.10(B)	224.59	220.63	70.67	55.06	18.9
05/06(C)	218.04	213.77	64.42	52.15	18.7
(A/B)	0.2	0.2	-0.1	0.3	
(A/C)	3.2	3.4	9.5	5.9	
06/07.11(A)	87.20	52.97	31.16	15.38	18.3
06/07.10(B)	86.78	52.83	31.16	15.11	18.0
05/06(C)	83.37	52.43	25.78	12.21	15.6
(A/B)	0.5	0.3	0.0	1.8	
(A/C)	4.6	1.0	20.9	26.0	
06/07.11(A)	151.53	151.99	52.91	5.13	2.5
06/07.10(B)	151.19	151.59	52.63	5.14	2.5
05/06(C)	144.88	145.55	51.26	5.83	3.0
(A/B)	0.2	0.3	0.5	-0.2	
(A/C)	4.6	4.4	3.2	-12.0	
06/07.11(A)	38.48	30.94	7.71	0.27	0.7
06/07.10(B)	38.36	30.94	7.58	0.27	0.7
05/06(C)	37.41	30.19	7.21	0.29	0.8
(A/B)	0.3	0.0	1.7	0.0	
(A/C)	2.9	2.5	6.9	-6.9	

:

	06/07		05/06		A/B	A/C
	06. 11(A)	06. 10(B)	05. 11(C)	05. 10		
	167.12	166.47	178.99	178.32	100.39	93.37
	964.47	964.76	975.25	974.40	99.97	98.89
	102.18	102.93	103.80	102.09	99.27	98.44
	1,233.77	1,234.16	1,258.04	1,254.81	99.97	98.07
	1,009.94	1,010.61	987.12	986.26	99.93	102.31
	638.22	640.10	633.85	632.76	99.71	100.69
	371.72	370.51	353.27	353.50	100.33	105.22
	104.18	105.10	105.33	103.97	99.12	98.91
	1,114.12	1,115.71	1,092.45	1,090.23	99.86	101.98
	121.65	120.61	167.12	166.47	100.86	72.79
(%)	10.92%	10.81%	15.30%	15.27%		

	06/07		05/06		A/B	A/C
	06. 11(A)	06. 10(B)	05. 11(C)	05. 10		
	54.84	54.84	58.80	58.80	100.00	93.27
	285.72	290.12	298.74	298.74	98.48	95.64
	2.52	2.52	2.03	2.08	100.00	124.14
	343.08	347.48	359.57	359.62	98.73	95.41
	255.15	256.55	244.60	244.57	99.45	104.31
	159.13	160.53	162.85	162.98	99.13	97.72
	96.02	96.02	81.75	81.59	100.00	117.46
	60.54	61.81	60.13	60.20	97.95	100.68
	315.69	318.36	304.73	304.77	99.16	103.60
	27.39	29.12	54.84	54.84	94.06	49.95
(%)	8.68%	9.15%	18.00%	17.99%		

EU

	06/07		05/06		A/B	A/C
	06.11(A)	06.10(B)	05.11(C)	05. 10		
	22.78	22.80	24.23	24.23	99.91	94.02
	127.16	128.10	131.47	131.48	99.27	96.72
	3.67	3.52	3.55	3.41	104.26	103.38
	153.61	154.42	159.25	159.12	99.48	96.46
	133.77	134.32	132.65	132.45	99.59	100.84
	101.35	101.90	100.50	100.31	99.46	100.85
	32.42	32.42	32.15	32.14	100.00	100.84
	4.16	4.16	3.82	3.88	100.00	108.90
	137.93	138.48	136.47	136.33	99.60	101.07
	15.68	15.94	22.78	22.80	98.37	68.83
(%)	11.37%	11.51%	16.69%	16.72%		

	06/07		05/06		A/B	A/C
	06.11(A)	06.10(B)	05.11(C)	05. 10		
	124.55	124.55	131.23	130.53	100.00	94.91
	688.73	689.14	693.29	692.74	99.94	99.34
	78.41	78.96	78.91	77.66	99.30	99.37
	891.69	892.65	903.43	900.93	99.89	98.70
	723.27	724.14	699.97	698.72	99.88	103.33
	476.29	477.93	474.36	473.69	99.66	100.41
	246.98	246.21	225.61	225.03	100.31	109.47
	80.81	81.28	78.98	77.18	99.42	102.32
	804.08	805.42	778.95	775.90	99.83	103.23
	90.00	89.54	124.55	124.55	100.51	72.26
(%)	11.19%	11.12%	15.99%	16.05%		

	06/07		05/06		A/B	A/C
	06.11(A)	06.10(B)	05.11(C)	05. 10		
	50.06	50.06	53.70	53.70	100.00	93.22
	272.93	277.00	282.26	282.26	98.53	96.69
	0.25	0.25	0.23	0.28	100.00	108.70
	323.24	327.31	336.19	336.24	98.76	96.15
	243.60	244.87	231.58	231.57	99.48	105.19
	153.68	154.95	155.85	155.99	99.18	98.61
	89.92	89.92	75.73	75.58	100.00	118.74
	55.88	57.15	54.55	54.61	97.78	102.44
	299.48	302.02	286.13	286.18	99.16	104.67
	23.76	25.29	50.06	50.06	93.95	47.46
(%)	7.93%	8.37%	17.50%	17.49%		

EU

	06/07		05/06		A/B	A/C
	06.11(A)	06.10(B)	05.11(C)	05. 10		
	10.01	10.04	7.52	7.52	99.70	133.11
	44.33	44.33	48.32	48.32	100.00	91.74
	3.00	3.00	3.20	3.00	100.00	93.75
	57.34	57.37	59.04	58.84	99.95	97.12
	49.30	49.30	48.90	48.70	100.00	100.82
	39.50	39.50	39.40	48.70	100.00	100.25
	9.80	9.80	9.50	0.00	100.00	103.16
	0.50	0.50	0.13	0.10	100.00	384.62
	49.80	49.80	49.03	48.80	100.00	101.57
	7.54	7.56	10.01	10.04	99.74	75.32
(%)	15.14%	15.18%	20.42%	20.57%		

	06/07		05/06		A/B	A/C
	06.11(A)	06.10(B)	05.11(C)	05. 10		
	35.26	35.20	36.56	36.56	100.17	96.44
	143.00	141.00	139.36	139.36	101.42	102.61
	0.10	0.10	0.06	0.08	100.00	-
	178.36	176.30	175.98	176.00	101.17	101.35
	141.00	141.00	137.00	137.00	100.00	102.92
	103.00	103.00	101.00	101.00	100.00	101.98
	38.00	38.00	36.00	36.00	100.00	105.56
	4.00	4.00	3.73	3.80	100.00	107.24
	145.00	145.00	140.73	140.80	100.00	103.03
	33.36	31.30	35.26	35.20	106.58	94.61
(%)	23.01%	21.59%	25.06%	25.00%		



	06/07		05/06		A/B	A/C
	06.11(A)	06.10(B)	05.11(C)	05. 10		
	147.07	147.23	151.41	151.45	99.89	97.13
	586.81	585.14	618.92	618.85	100.29	94.81
	110.18	110.70	110.38	110.07	99.53	99.82
	844.06	843.07	880.71	880.37	100.12	95.84
	615.05	613.07	623.26	623.07	100.32	98.68
	104.18	102.98	111.11	111.18	101.17	93.76
	510.87	510.09	512.15	511.89	100.15	99.75
	109.11	108.96	115.48	115.31	100.14	94.48
	724.16	722.03	738.74	738.38	100.30	98.03
	118.83	119.30	147.07	147.23	99.61	80.80
(%)	16.41%	16.52%	19.91%	19.94%		

	06/07		05/06		A/B	A/C
	06.11(A)	06.10(B)	05.11(C)	05. 10		
	5.83	5.72	6.77	6.77	101.92	86.12
	151.53	151.19	144.88	144.98	100.22	104.59
	52.68	52.45	51.00	50.43	100.44	103.29
	210.04	209.36	202.65	202.18	100.32	103.65
	151.99	151.59	145.55	145.27	100.26	104.42
	151.99	151.59	145.55	145.27	100.26	104.42
	0.00	0.00	0.00	0.00		
	52.91	52.63	51.26	51.19	100.53	103.22
	204.90	204.22	196.81	196.46	100.33	104.11
	5.13	5.14	5.83	5.72	99.81	87.99
(%)	2.50%	2.52%	2.96%	2.91%		

	06/07		05/06		A/B	A/C
	06.11(A)	06.10(B)	05.11(C)	05. 10		
	0.29	0.27	0.16	0.16	107.41	181.25
	38.48	38.36	37.41	37.34	100.31	102.86
	0.15	0.15	0.13	0.15	100.00	115.38
	38.92	38.78	37.70	37.65	100.36	103.24
	30.94	30.94	30.19	30.26	100.00	102.48
	30.94	30.94	30.19	30.26	100.00	102.48
	0.00	0.00	0.00	0.00		
	7.71	7.58	7.21	7.12	101.72	106.93
	38.65	38.52	37.40	37.38	100.34	103.34
	0.27	0.27	0.29	0.27	100.00	93.10
(%)	0.70%	0.70%	0.78%	0.72%		

	06/07		05/06		A/B	A/C
	06.11(A)	06.10(B)	05.11(C)	05. 10		
	1.34	1.34	1.67	1.67	100.00	80.24
	21.71	21.71	21.83	21.83	100.00	99.45
	0.23	0.23	0.19	0.19	100.00	121.05
	23.28	23.28	23.69	23.69	100.00	98.27
	9.55	9.55	9.45	9.45	100.00	101.06
	9.55	9.55	9.45	9.45	100.00	101.06
	0.00	0.00	0.00	0.00		
	12.60	12.60	12.90	12.90	100.00	97.67
	22.15	22.15	22.35	22.35	100.00	99.11
	1.12	1.12	1.34	1.34	100.00	83.58
(%)	5.06%	5.06%	6.00%	6.00%		

	06/07		05/06		A/B	A/C
	06.11(A)	06.10(B)	05.11(C)	05. 10		
	1.91	1.91	1.74	1.74	100.00	109.77
	26.69	26.44	25.04	25.04	100.95	106.59
	0.00	0.00	0.00	0.00		
	28.60	28.35	26.78	26.78	100.88	106.80
	0.60	0.60	0.56	0.56	100.00	107.14
	0.60	0.60	0.56	0.56	100.00	107.14
	0.00	0.00	0.00	0.00		
	26.30	26.00	24.30	24.30	101.15	108.23
	26.90	26.60	24.86	24.86	101.13	108.21
	1.70	1.75	1.91	1.91	97.14	89.01
(%)	6.32%	6.58%	7.68%	7.68%		