

세계곡물 가격 및 수급동향

1. 가

MT 1.94US\$/MT

가

가

가

7

가

8

basis

가,

가

가

USDA Report

가

9

14

165.36US\$ /

가

9

14


MT

163.42US\$ /

255.57US\$ / MT

< 가 >

(:C&F US\$/MT)



248.92US\$/MT

6.65US\$/MT

가


가

가

basis


< 가 >

(: C&F US\$/MT)




< 가 >

(: C&F US\$/MT)



< 가 >

(: C&F US\$/MT)



(1)

06/07 9 6,442
 9 6,989
 0.6%(47), 05/06 9 7,387
 1.0%(445)
 10 1,075
 10 1,004 0.1%(71),
 05/06 9 8,484 2.6%(2,591
) 가 , 1 479
 1 307
 2.0%(172), 05/06 1 289
 1.8%(190) 가
 06/07 2 9,577
 2 9,205
 1.3%(372) 가 , 05/06 2
 9,874 1.0%(297)
 2 5,698
 , 05/06 2
 4,396 5.3%(1,302) 가
 , 6,181
 5,927 4.3%(254),
 05/06 6,018 2.7%(163)
 가 .

06/07 1 2,580
 1 2,746
 1.3%(166), 05/06 1 6,712
 24.7%(4,132)
 . 11.3% 11.5%
 0.2%, 05/06 15.4% 4.1%

06/07 3,503
 3,525
 0.6%(22), 05/06 5,552
 36.9%(2,049)
 11.0% 11.2%
 0.2%, 05/06 18.3% 7.3%

(2)

06/07 6 9,078
 6 8,931
 0.2%(147) 가 , 05/06 6
 9,244 0.2%(166)
 . 7 2,463
 7 2,348 0.2%(15),
 05/06 6 9,681 4.0%(2,782
) 가 , 8,028
 7,829
 2.5%(199), 05/06 7,601
 5.6%(427) 가 .
 06/07 2 8,230
 2 7,880
 1.3%(350) 가 , 05/06
 .
 2 4,550
 , 05/06 2 3,052
 6.5%(1,498) 가
 , 5,715
 5,461 4.7%(254),

05/06 5,461 4.7%(254)
가 .

7,968
5.6%(450), 05/06 8,400
0.2%(18) 가 .
5,242

06/07 9,231
9,288
0.6%(57), 05/06 1 2,615
26.8%(3,384) .
11.5% 11.6%
0.1%, 05/06 16.3% 4.8%

5,188 1.0%(54), 05/06
5,216 0.5%(26) 가
, 3,062
2,967 3.2%(95),
05/06 2,572 19.1%(490)
가 .

06/07 3,100
3,131
1.0%(31), 05/06 5,110
39.3%(2,010) .
10.2% 10.4%
0.2%, 05/06 17.9% 7.7%

06/07 5,249
4,997
5.0%(252), 05/06 5,139
2.1%(10) 가 ,
18.1% 17.3% 0.8%
가 , 05/06 18.4% 0.3%

(3)
06/07 2 2,189
2 1,774
1.9%(415), 05/06 2 1,864
1.5%(325) 가 .
2 2,012
, 05/06 2 1,449

06/07 1,444
1,224
18.0%(220) 가 , 05/06
1,319 9.5%(125) 가
, 17.4%
15.0% 2.4%, 05/06 16.9%
0.5% 가 .

2.6%(563) 가 ,
7,008 6,923
1.2%(85), 05/06 6,520
7.5%(488) 가 .
06/07 8,418

(4)
06/07 1 5,073
1 4,980
0.6%(93), 05/06 1 4,540

3.7%(533) 가 . 4.6%(32), 05/06 694
 1 5,118 5.9%(41) 가 .
 1 4,999 0.8%(19),
 05/06 1 4,534 4.0%(584
) 가 , 5,235 06/07 522
 5,212 516 1.2%(6
 0.4%(23), 05/06 5,106) 가 , 05/06 588
 2.5%(129) 가 . 11.2%(66) .
 06/07 3,813 2.6% ,
 3,782 05/06 3.0% 0.4% .
 0.8%(31), 05/06 3,721 06/07 27
 2.5%(92) 가 . 23 17.4%(4
 3,094) 가 05/06
 , 05/06 3,030 0.7%
 2.1%(64) 가 , 0.6% 0.1% 가 05/06
 735 703 .

06/07 (USDA, 9 12)

(: ,%)

06/07.9(A)	964.42	1010.75	104.79	125.80	11.3	
06/07.8(B)	969.89	1010.04	103.07	127.46	11.5	
05/06(C)	973.87	984.84	102.89	167.12	15.4	
(A/B)	-0.6	0.1	2.0	-1.3		
(A/C)	-1.0	2.6	1.8	-24.7		
06/07.9(A)	295.77	256.98	61.81	35.03	11.0	
06/07.8(B)	292.05	256.86	59.27	35.25	11.2	
05/06(C)	298.74	243.96	60.18	55.52	18.3	
(A/B)	1.3	0.0	4.3	-0.6		
(A/C)	-1.0	5.3	2.7	-36.9		
06/07.9(A)	690.78	724.63	80.28	92.31	11.5	
06/07.8(B)	689.31	723.48	78.29	92.88	11.6	
05/06(C)	692.44	696.81	76.01	126.15	16.3	
(A/B)	0.2	0.2	2.5	-0.6		
(A/C)	-0.2	4.0	5.6	-26.8		

06/07.9(A)	282.30	245.50	57.15	31.00	10.2
06/07.8(B)	278.80	245.50	54.61	31.31	10.4
05/06(C)	282.26	230.52	54.61	51.10	17.9
(A/B)	1.3	0.0	4.7	-1.0	
(A/C)	0.0	6.5	4.7	-39.3	
06/07.9(A)	596.10	615.79	110.71	126.38	17.4
06/07.8(B)	598.00	615.27	110.11	128.42	17.7
05/06(C)	618.35	623.73	115.02	146.07	19.8
(A/B)	-0.3	0.1	0.5	-1.6	
(A/C)	-3.6	-1.3	-3.7	-13.5	
06/07.9(A)	221.89	220.12	70.08	52.49	18.1
06/07.8(B)	217.74	220.15	69.23	49.97	17.3
05/06(C)	218.64	214.49	65.20	51.39	18.4
(A/B)	1.9	0.0	1.2	5.0	
(A/C)	1.5	2.6	7.5	2.1	
06/07.9(A)	84.18	52.42	30.62	14.44	17.4
06/07.8(B)	79.68	51.88	29.67	12.24	15.0
05/06(C)	84.00	52.16	25.72	13.19	16.9
(A/B)	5.6	1.0	3.2	18.0	
(A/C)	0.2	0.5	19.1	9.5	
06/07.9(A)	150.73	151.18	52.35	5.22	2.6
06/07.8(B)	149.80	149.99	52.12	5.16	2.6
05/06(C)	145.40	145.34	51.06	5.88	3.0
(A/B)	0.6	0.8	0.4	1.2	
(A/C)	3.7	4.0	2.5	-11.2	
06/07.9(A)	38.13	30.94	7.35	0.27	0.7
06/07.8(B)	37.82	30.94	7.03	0.23	0.6
05/06(C)	37.21	30.30	6.94	0.27	0.7
(A/B)	0.8	0.0	4.6	17.4	
(A/C)	2.5	2.1	5.9	0.0	

:

	06/07		05/06		A/B	A/C
	06. 9(A)	06. 8(B)	05. 9(C)	05. 8		
	167.12	167.61	178.10	178.10	99.71	93.83
	969.42	969.89	973.87	973.69	99.95	99.54
	10.30	101.26	102.32	101.02	10.17	10.07
	1,146.84	1,238.76	1,254.29	1,252.81	92.58	91.43
	1,010.75	1,010.04	984.84	984.18	100.07	102.63
	640.23	641.21	632.38	632.18	99.85	101.24
	370.52	368.83	352.46	352.00	100.46	105.12
	104.79	103.07	102.89	101.17	101.67	101.85
	1,115.54	1,113.11	1,087.73	1,085.35	100.22	102.56
	125.80	127.46	167.12	167.61	98.70	75.28
(%)	11.28%	11.45%	15.36%	15.44%		

	06/07		05/06		A/B	A/C
	06. 9(A)	06. 8(B)	05. 9(C)	05. 8		
	55.52	56.79	58.80	58.80	97.76	94.42
	295.77	292.05	298.74	298.74	101.27	99.01
	2.54	2.54	2.13	2.13	100.00	119.25
	353.83	351.38	359.67	359.67	100.70	98.38
	256.98	256.86	243.96	243.96	100.05	105.34
	160.97	160.84	162.24	162.24	100.08	99.22
	96.01	96.02	81.72	81.72	99.99	117.49
	61.81	59.27	60.18	58.91	104.29	102.71
	318.79	316.13	304.14	302.87	100.84	104.82
	35.03	35.25	55.52	56.79	99.38	63.09
(%)	10.99%	11.15%	18.25%	18.75%		

	06/07		05/06		A/B	A/C
	06. 9(A)	06. 8(B)	05. 9(C)	05. 8		
	126.15	127.04	130.53	130.53	99.30	96.64
	690.78	689.31	692.44	692.34	100.21	99.76
	78.41	76.66	77.04	75.74	102.28	101.78
	895.34	893.01	900.01	898.61	100.26	99.48
	724.63	723.48	696.81	695.83	100.16	103.99
	478.36	478.19	472.04	471.77	100.04	101.34
	246.27	245.29	224.77	224.06	100.40	109.57
	80.28	78.29	76.01	74.14	102.54	105.62
	804.91	801.77	772.82	769.97	100.39	104.15
	92.31	92.88	126.15	127.04	99.39	73.17
(%)	11.47%	11.58%	16.32%	16.50%		

	06/07		05/06		A/B	A/C
	06. 9(A)	06. 8(B)	05. 9(C)	05. 8		
	51.10	52.37	53.70	53.70	97.57	95.16
	282.30	278.80	282.26	282.26	101.26	100.01
	0.25	0.25	0.28	0.28	100.00	89.29
	333.65	331.42	336.24	336.24	100.67	99.23
	245.50	245.50	230.52	230.52	100.00	106.50
	155.58	155.58	154.95	154.95	100.00	100.41
	89.92	89.92	75.57	75.57	100.00	118.99
	57.15	54.61	54.61	53.34	104.65	104.65
	302.65	300.11	285.13	283.86	100.85	106.14
	31.00	31.31	51.10	52.37	99.01	60.67
(%)	10.24%	10.43%	17.92%	18.45%		

EU

	06/07		05/06		A/B	A/C
	06. 9(A)	06. 8(B)	05. 9(C)	05. 8		
	22.78	22.66	24.23	24.23	100.53	94.02
	127.88	131.43	131.48	131.47	97.30	97.26
	2.95	2.95	3.22	3.22	100.00	91.61
	153.61	157.04	158.93	158.92	97.82	96.65
	133.55	134.65	132.15	132.24	99.18	101.06
	101.12	102.12	100.00	100.00	99.02	101.12
	32.43	32.53	32.15	32.24	99.69	100.87
	3.66	4.71	4.01	4.01	77.71	91.27
	137.21	139.36	136.16	136.25	98.46	100.77
	16.40	17.68	22.78	22.66	92.76	71.99
(%)	11.95%	12.69%	16.73%	16.63%		

EU

	06/07		05/06		A/B	A/C
	06. 9(A)	06. 8(B)	05. 9(C)	05. 8		
	10.04	10.04	7.52	7.52	100.00	133.51
	44.33	45.83	48.32	48.32	96.73	91.74
	2.50	2.50	2.80	2.80	100.00	89.29
	56.87	58.37	58.64	58.64	97.43	96.98
	48.80	48.80	48.50	48.50	100.00	100.62
	39.00	39.00	39.00	39.00	100.00	100.00
	9.80	9.80	9.50	9.50	100.00	103.16
	0.50	1.00	0.10	0.10	50.00	500.00
	49.30	49.80	48.60	48.60	99.00	101.44
	7.56	8.56	10.04	10.04	88.32	75.30
(%)	15.33%	17.19%	20.66%	20.66%		

	06/07		05/06		A/B	A/C
	06. 9(A)	06. 8(B)	05. 9(C)	05. 8		
	35.00	35.00	36.56	36.56	100.00	95.73
	138.00	138.00	139.36	139.37	100.00	99.02
	0.10	0.10	0.08	0.08	100.00	-
	173.10	173.10	176.00	176.01	100.00	98.35
	141.00	141.00	137.00	137.00	100.00	102.92
	103.00	103.00	101.00	101.00	100.00	101.98
	38.00	38.00	36.00	36.00	100.00	105.56
	4.00	4.00	4.00	4.00	100.00	100.00
	145.00	145.00	141.00	141.00	100.00	102.84
	28.10	28.10	35.00	35.00	100.00	80.29
(%)	19.38%	19.38%	24.82%	24.82%		

	06/07		05/06		A/B	A/C
	06. 9(A)	06. 8(B)	05. 9(C)	05. 8		
	146.07	145.69	151.45	151.44	100.26	96.45
	596.10	598.00	618.35	618.46	99.68	96.40
	111.63	110.43	110.15	109.87	101.09	101.34
	853.80	854.12	879.95	879.77	99.96	97.03
	615.79	615.27	623.73	624.21	100.08	98.73
	104.28	104.68	111.95	112.41	99.62	93.15
	511.51	510.59	511.78	511.80	100.18	99.95
	110.71	110.11	115.02	114.81	100.54	96.25
	726.50	725.38	738.75	739.02	100.15	98.34
	126.38	128.42	146.07	145.69	98.41	86.52
(%)	17.40%	17.70%	19.77%	19.71%		

	06/07		05/06		A/B	A/C
	06. 9(A)	06. 8(B)	05. 9(C)	05. 8		
	5.88	5.89	6.59	6.76	99.83	89.23
	150.73	149.80	145.40	144.69	100.62	103.67
	52.14	51.58	50.29	50.05	101.09	103.68
	208.75	207.27	202.28	201.50	100.71	103.20
	151.18	149.99	145.34	144.83	100.79	104.02
	151.18	149.99	145.34	144.83	100.79	104.02
	0.00	0.00	0.00	0.00		
	52.35	52.12	51.06	50.77	100.44	102.53
	203.53	202.11	196.40	195.60	100.70	103.63
	5.22	5.16	5.88	5.89	101.16	88.78
(%)	2.56%	2.55%	2.99%	3.01%		

	06/07		05/06		A/B	A/C
	06. 9(A)	06. 8(B)	05. 9(C)	05. 8		
	0.27	0.23	0.16	0.16	117.39	168.75
	38.13	37.82	37.21	36.93	100.82	102.47
	0.15	0.15	0.15	0.15	100.00	100.00
	38.55	38.20	37.52	37.24	100.92	102.75
	30.94	30.94	30.30	30.30	100.00	102.11
	30.94	30.94	30.30	30.30	100.00	102.11
	0.00	0.00	0.00	0.00		
	7.35	7.03	6.94	6.71	104.55	105.91
	38.29	37.97	37.24	37.01	100.84	102.82
	0.27	0.23	0.27	0.23	117.39	100.00
(%)	0.71%	0.61%	0.73%	0.62%		

	06/07		05/06		A/B	A/C
	06. 9(A)	06. 8(B)	05. 9(C)	05. 8		
	1.38	1.31	1.54	1.45	105.34	89.61
	21.71	21.71	21.61	21.19	100.00	100.46
	0.20	0.20	0.19	0.20	100.00	105.26
	23.29	23.22	23.34	22.84	100.30	99.79
	9.52	9.41	9.26	9.18	101.17	102.81
	9.52	9.41	9.26	9.18	101.17	102.81
	0.00	0.00	0.00	0.00		
	12.60	12.50	12.70	12.35	100.80	99.21
	22.12	21.91	21.96	21.53	100.96	100.73
	1.17	1.31	1.38	1.31	89.31	84.78
(%)	5.29%	5.98%	6.28%	6.08%		

	06/07		05/06		A/B	A/C
	06. 9(A)	06. 8(B)	05. 9(C)	05. 8		
	1.91	2.00	1.74	1.97	95.50	109.77
	26.44	25.93	25.44	25.19	101.97	103.93
	0.00	0.00	0.00	0.00		
	28.35	27.93	27.18	27.16	101.50	104.30
	0.60	0.62	0.56	0.56	96.77	107.14
	0.60	0.62	0.56	0.56	96.77	107.14
	0.00	0.00	0.00	0.00		
	26.00	25.75	24.70	24.60	100.97	105.26
	26.60	26.37	25.26	25.16	100.87	105.30
	1.75	1.56	1.91	2.00	112.18	91.62
(%)	6.58%	5.92%	7.56%	7.95%		