

# Sky + Life

## GENERAL DESCRIPTION



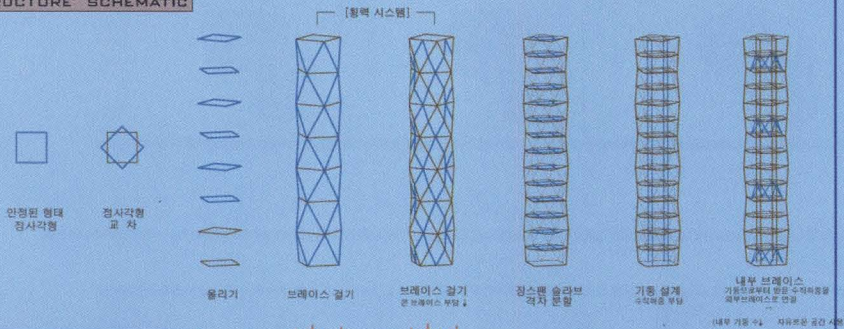
LOCATION : 서울시 성동구 하왕십리동 440번지

USE & SCALE : 업무 및 주거시설, 지상 70층 280m


FLOOR	HEIGHT	USE
40~69F	4m	오피스텔
39F	4m	Sky lobby
38F	4m	기계실
8~37F	4m	사무실
7F	4m	기계실
3~6F	4m	상가
1F	8m	로비

STRUCTURE : STEEL BRACE + CFT BRACEZH

## STRUCTURE SCHEMATIC

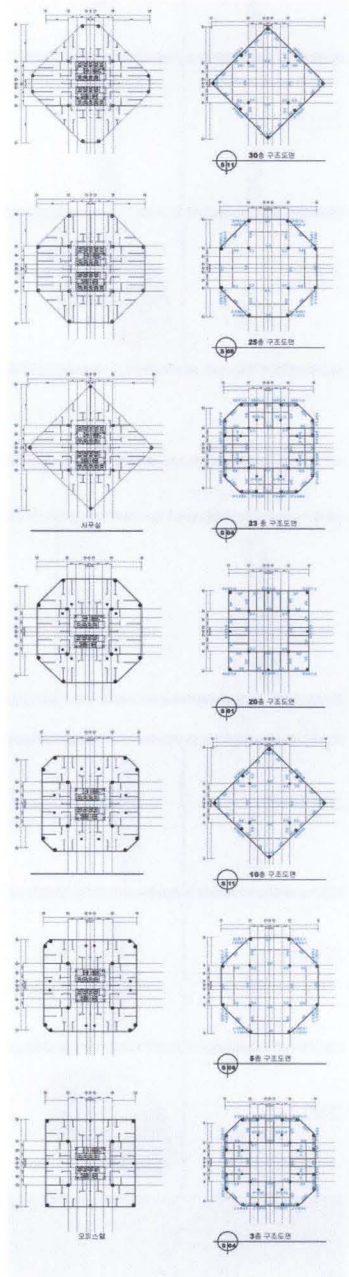
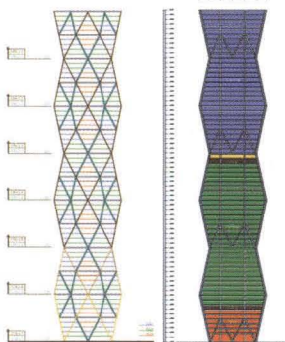


## LOAD DIRECTION



## STRUCTURAL MATERIAL

부재종류	부재명	사용 규격	단면 치수(mm)
Girder-out	SG1	Steel	H 488X300X11/18
	SG2	Steel	H 458X417X30/50
	SG3	Steel	H 700X300X18/24
Girder-in	SG	Steel	H 488X328X45/70
Girder-pipe	SP3	Steel-Pipe	P 1200X15
Column	C1	Steel	H 800X800X45/70
	C2	Steel	H 900X900X60/70
	C3	Steel	H 900X900X75/75
Brace1-pipe	SPB1-1	Steel-Pipe	P 1200X20
	SPB1-2	Steel-Pipe	P 1200X20
	SPB1-3	Steel-Pipe	P 1200X50
	SPB1-4	Steel-Pipe	P 1200X70
	SPB1-5	Steel-Pipe	P 1200X100
Brace1-CFT	SCB1-6	CFT	P 1200X100 / C700
	SCB1-7	CFT	P 1200X100 / C700
Brace2-pipe	SPB2-1	Steel-Pipe	P 1200X20
	SPB2-2	Steel-Pipe	P 1200X20
	SPB2-3	Steel-Pipe	P 1200X50
	SPB2-4	Steel-Pipe	P 1200X70
	SPB2-5	Steel-Pipe	P 1200X100
Brace2-CFT	SCB2-6	CFT	P 1200X90 / C700
	SCB2-7	CFT	P 1200X100 / C700
Brace-in	SPB-1	Steel-Pipe	P 900X30
	SPB-2	Steel-Pipe	P 900X50
	SPB-3	Steel-Pipe	P 900X70
	SPB-4	CFT	P 900X90 / C700



# BRACE 구조만으로 횡변위 체크



KSDA3/Gen  
POST-PROCESSOR  
DEFORMED SHAPE

RESULTANT

H/515

X-DIS= 5.462E-001  
MODE= 074

Y-DIS= 0.000E+000  
MODE= 1

Z-DIS= 7.073E-002  
MODE= 073

COMB.= 5.488E-001  
MODE= 073

SCALE FACTOR= 2.336E+001

ST: 01  
MAX: 073  
MIN: 1  
FILE: 구조해석결과  
UNIT: k  
DATE: 07/02/2001  
VIEW-DIRECTION  
X: 1.000  
Y: 0.000  
Z: 0.000

# LOAD ASSUMPTION

USE	SLAB THK	DEAD LOAD	LIVE LOAD	DESIGN LOAD
ROOF	120	588	200	788
오르스탈	120	510	250	710
Sky lobby	120	530	400	930
계도실	120	500	500	1000
사무실	120	510	250	760
기공실	120	500	400	900
상가	120	530	400	930



# VIEW



# STRUCTURE ANALYSIS

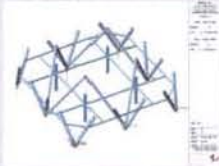
## WIND LOAD




## SEISMIC LOAD




## REACTION



## RESPONSE SEPECTRUM



## 층간변위



## AIK-SRC2K CODE CHECKING RESULT

## AIK-ASDB3 CODE CHECKING RESULT

## 사용성 평가



KSDA3/Gen  
POST-PROCESSOR  
DEFORMED SHAPE

RESULTANT

X-DIS= -3.770E-004  
MODE= 3034

Y-DIS= 0.000E+000  
MODE= 074

Z-DIS= 7.103E-002  
MODE= 073

COMB.= 5.488E-001  
MODE= 073

SCALE FACTOR= 2.336E+001

ST: 01  
MAX: 073  
MIN: 1  
FILE: 구조해석결과  
UNIT: k  
DATE: 07/02/2001  
VIEW-DIRECTION  
X: 1.000  
Y: 0.000  
Z: 0.000