

A Study on the Illegal Reproduction Prevention for Copyright Protection of Virtual Reality Contents

Tae-Wook Kim* ,Yang-Sun Lee* ,Heau-Jo Kang*

Abstrac

In this paper, we propose a device to track the location of illegal reproduction and monitor illegal reproduction by testing with digital watermark, in order to protect copyright of digital contents and prevent massive distribution through illegal reproduction.

Key words : watermarking, copyright protection, Power Line Communication

1. Introduction

The digital watermarking technique was proposed for the copyright protection of multimedia data. Here, the watermark must be inserted in voice or video signal. And, it must be by the uncopyrighter is not recognized. Also, it must be detected by only the copyrighter. The watermark is mark not visible with the technique in objective for a copyright protection in image or voice data. Namely, it talks a code or the pattern which is special is inserted in image or speech signal[1],[2].

But, it has many problems with only the fact that it inserts a water mark from digital data. Consequently, we propose the method for quickly prevent illegal reproduction with insertion of watermarking when detecting a watermark. And, we simulated proposed method using the DS-CDMA/BPSK system considered AWGN and impulsive noise in Power Line Communication (PLC) environment.

2. Watermarking detection and tracking system

2.1 Scenario

This study is to suggest a device to track the location of illegal reproduction and monitor illegal reproduction by testing with digital watermark, in order to protect copyright of digital contents and prevent massive distribution through illegal reproduction.

Figure 1 shows a scenario of watermark test and detection suggested by this paper, while figure 2 representing flow chart of the scenario. The device suggested is fitted to input and output equipments such as duplicator, scanner, and printer. Functions of the device are as in the following:

(1) When illegal reproduction of the contents produced by a person or public agencies is being attempted via input and output equipment, it is possible to analyze the information of the contents put into the device suggested and detect watermark.

(2) If any correlation beyond a certain level is detected after comparing the detected watermark with the information of watermark stored in the device in question, it recognizes it as illegal reproduction and stop the operation of the input and output equipment.

※ 제일저자(First Author) : 김태욱
접수일 : 2005년 8 월 1 일, 완료일 : 2005년 8 월 15 일
* 목원대학교 컴퓨터멀티미디어콘텐츠공학부
zzamsig@hanmail.net

* This research was supported by the Program for the Training of Graduate Students in Regional Innovation which was conducted by the Ministry of Commerce Industry and Energy of the Korean Government.

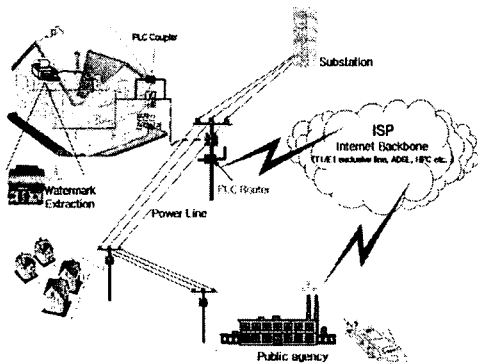


Figure 1. Scenario of watermark detection and track

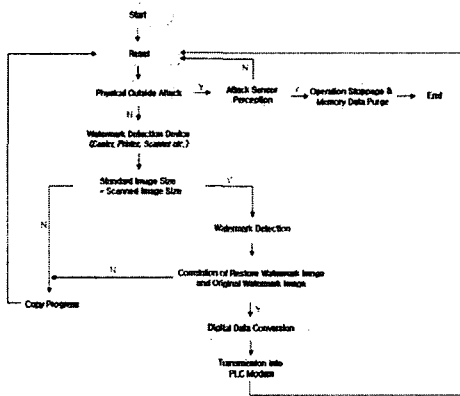


Figure 2. Flowchart of proposed systems

(3) This device adds information on location to watermark data and transfer them to public agencies (investigation or monitoring agencies) through power line.

(4) The watermark data transferred serves to provide information to check and track the location of the sender for the public agency.

2.2 Watermarking

Figure 3 shows the process of inserting and detecting watermark image based on the Key value. After performing a DCT (Discrete Cosine Transform) of image on the basis of 8X8 block and generating sequence through a specific Key value, you have to insert watermark to the intermediate frequency band, considering loss of data and frequency area, which is hard to be recognized by men[3].

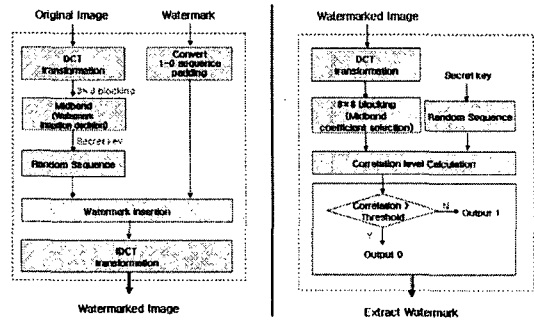


Figure 3. Process of image insertion and extraction

In addition, watermark image should be detected by generating sequence with secret key in the same order as the insertion of watermark, measuring coefficient value and correlation of intermediate frequency area of the image with the inserted watermark and comparing threshold value of such coefficient value and correlation.

2.3 DS-CDMA/BPSK

Direct Spread, which is a method to modulate carrier frequency again into pseudo random noise code (PN code), has a lot of advantages including simple system configuration and easier modulation.

Figure 4 shows the interpretation model of DS-CDMA/BPSK simulated in this study.

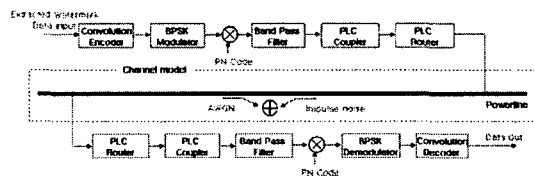


Figure 4. system simulation model

3. System simulation and review

Although judgment of quality of decoding image should be made by human beings, it is based on correlation of the original and detected image. Equation 1 is a correlation coefficient equation, which compares and processes correlation coefficient between the two images in the matrix (or vector) where A and B are identical[3].

$$Y = \frac{\sum_m \sum_n (A_{nm} - \bar{A})(B_{nm} - \bar{B})}{\sqrt{\sum_m \sum_n (A_{nm} - \bar{A})^2 \sum_m \sum_n (B_{nm} - \bar{B})^2}} \quad (1)$$

Where, A=original image, B=decoding image

\bar{A} =the mean of the element of a matrix(A)

\bar{B} =the mean of the element of a matrix(B)

Table 1 indicates correlation between the original watermark and the resulting watermark detected by inserting watermark according to key value.

Table 1. Correlation level according to variable threshold value

Threshold	0.1	0.2	0.3	0.4	0.5	0.6	0.7	0.8	0.9
Correlation	0.6240	0.7019	0.7736	0.7924	0.7770	0.7386	0.6863	0.6085	0.4659

According to table 1, correlation is the highest when the threshold value is 0.4. Therefore, in this paper, simulation of watermark detection judgment was based of the threshold value 0.4.

Table 2 shows watermark images detected at a threshold value 0.4. If correlation level between detected watermark and the original match each other to a certain degree, the system suggested in this study transfers the watermark images and address through power line, after modulating them using DS-CDMA/BPSK system. Table 3 shows comparison of capability of watermark images according to the application of convolution encoding technique after transferring via power line.

Table 2. result image in case of threshold value=0.4

















original image (512x512)	Original watermark (64x64)
	
Image inserted watermark (512x512)	Extracted watermark image (64x64)
	

Table 3: Comparison of watermark images according to the application of convolution encoding

Before applying convolution			After applying convolution		
SNR	Image	correlation	SNR	Image	correlation
2		0.3094	2		0.6841
4		0.3990	4		0.8617
6		0.4493	6		0.9439
8		0.4796	8		0.9740
10		0.5071	10		0.9814
12		0.5292	12		0.9833

It indicates that when convolution is not applied, the capability is low down to the correlation level of 0.3990 at SNR=4dB, making the images damaged hard to recognize by the impulse intervention after being transferred through power line. On the other hand, when convolution is applied, the capability is enhanced 2 times higher than before the application of convolution, showing correlation level 10.867 at SNR=4dB.

5. Conclusion

In this paper, we proposed ways to prevent illegal reproduction through quickly taking countermeasures at the time of detecting watermark as well as simply inserting watermark and conducted a simulation of system proposed by DS-CDMA/BPSK system in the PLC environment based on the consideration of AWGN and impulsive noise. Watermark detection and tracking device proposed in this study is considered suitable for illegal reproduction prevention system of image contents designed for special purposes.

References

- [1] A Z Tirkel, R. G. Schyndel and C. F. Osborne, A digital watermark, In Proc. of IEEE ICIP'94, vol. 2, 86-90(1994).
- [2] W. Bender, D. Gruhl, N. Morimoto and A. Lu, Techniques for data hiding, IBM Systems Journal, vol. 35(3/4), 313-336(1996).
- [3] Yu Zin Zang, Ting Chen, Juan Li, embedding Watermarks into Both DC and AC Components of DCT, Proceeding of SPIE, 2001.

김 태 욱



1997년~현재 : 목원대학교 컴퓨터멀티미디어콘텐츠 공학부

관심분야 : 멀티미디어 시스템, 워터마크,

이 양 선



2001년 동신대학교 전기전자공학과 (공학사)

2003년 동신대학교 전기전자공학과 (공학석사)

2004년~현재 목원대학교 IT공학과 (박사과정)

2003년 3월~2004년 2월 (주)휴메이트/H/W개발부

관심분야 : 멀티미디어통신, UWB통신, 텔레매틱스, 무선통신시스템 등

강 희 조



1994년 한국항공대학교 대학원 항공전자공학과 (공학박사)

1996년 8월~1997년 8월 오사카대학교 공학부 통신공학과 객원교수

1990년 3월~2003년 2월 동신대학교 전자정보통신 공학부 교수

2003년 3월~현재 목원대학교 컴퓨터멀티미디어 공학부 조교수

관심분야 : 멀티미디어통신, 유비쿼터스, 텔레매틱스, 무선통신, 가시광통신, 이동통신 및 위성통신, 환경전자공학, 무선광통신, 디지털콘텐츠, RFID 등