

세계곡물 수급동향 및 전망

1.

(Ocean Freight)

가 , 11 11

가 7

153.41US\$/MT

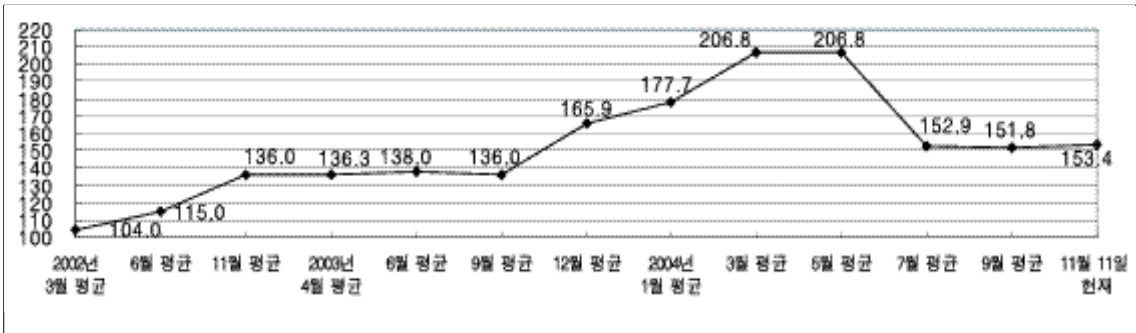
가

가

152.78US\$/MT 0.63 US\$/MT

< 가 >

(:C&F US\$/MT)



가 11 11

276.55US\$/ 237.85US\$/MT

3.52US\$/MT

MT

263.99US\$/MT

230.00US\$/MT

12.56US\$/MT

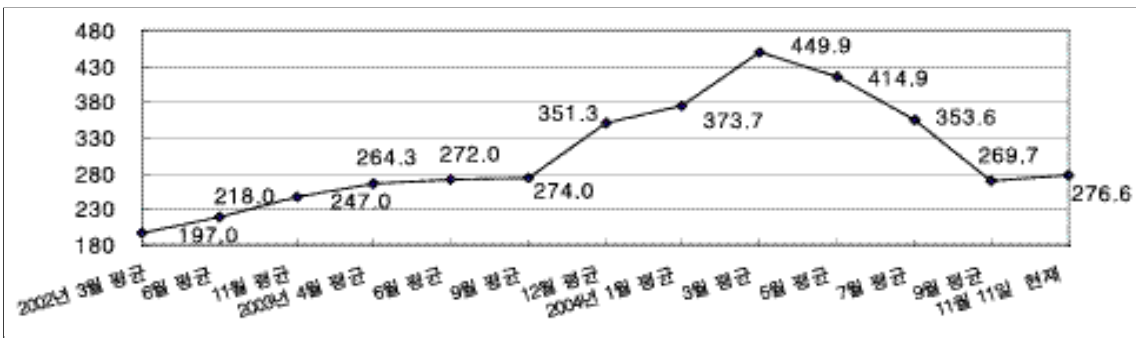
245.00US\$/MT

15.00US\$/MT

234.33US\$/MT

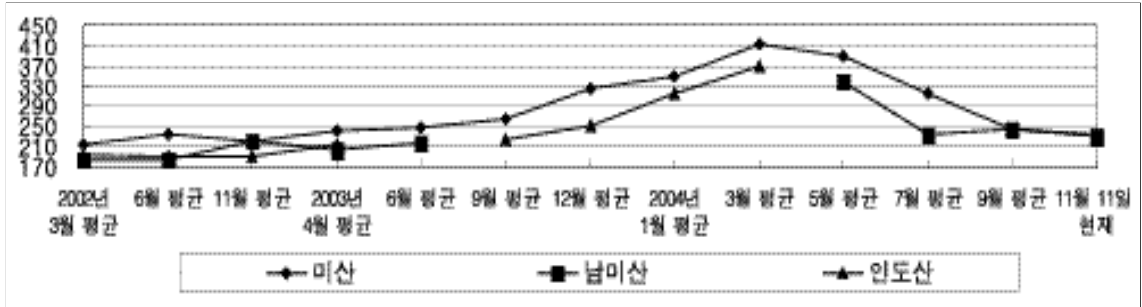
< 가 >

(:C&F US\$/MT)



< 가 >

(: C&F US\$/MT)



2. 0.5%(120), 03/04 2 2,664
 6.2%(1,400) 가 ,
 5,753 5,901
 2.5%(150) , 03/04
 5,372 7.1%(380) 가 .

04/05 9 8,469
 9 7,689
 0.8%(780), 03/04 9 397 04/05 1 5,029
 8.9%(8,070) 가 . 1 4,270
 9 6,369 5.3%(760), 03/04 1 2,929
 9 6,277 0.1%(90), 03/04 16.2%(2,100) 가 .
 9 4,028 2.5%(2,340) 가 14.1% 13.4% 0.7%, 03/04
 , 1 223 12.4% 1.7% 가 .
 1 382 1.5%(160) 04/05 5,119
 , 03/04 9,960 2.6%(260 4,747 7.8%(370
) 가 .), 03/04 2,875 78.1%(2,240
 04/05 3 1,819) 가 . 17.2%
 3 1,473 15.9% 1.3%, 03/04 10.3%
 1.1%(350), 03/04 2 7,573 6.9% 가 .
 15.4%(4,250) 가 . 2
 4,059 2 3,936

			13.3%	1.1%, 03/04	13.3%
			1.1%	가	.
			04/05		4,619
				4,295	7.5%(320
04/05	6	9,128) , 03/04	2,433	89.8%(2,190
	6	8,374) 가	.	16.7%
1.1%(750) , 03/04	6	1,899	15.5%	1.2%, 03/04	9.3%
11.7%(7,230) 가	.		7.4%	가	.
	6	7,835			
6	7,776		0.1%(60) , 03/04		
6	4,567		5.1%(3,270) 가		
		7,804			
	7,877		1.0%(70) , 03/04		
7,411			5.3%(390) 가	04/05	2 3,014
.					2 2,894
04/05		2 9,823	0.5%(120) , 03/04	1 8,955	
		2 9,499	21.4%(4,060) 가	.	2
1.1%(320) , 03/04	2	5,690	735		2 758
16.1%(4,130) 가	.		0.1%(20) , 03/04	1	
	2	2,467	9,050		8.8%(1,690) 가
	2	2,404		6,265	
			0.3%(60) , 03/04		
2	1,236		5.8%(1,230) 가	6,366	1.6%(100) ,
		5,207		03/04 5,531	13.3%(730) 가
	5,271		1.2%(60)	.	
, 03/04 4,818			8.1%(390	04/05	8,574
) 가	.				8,456
					1.4%(120) ,
				03/04 6,678	28.4%(1,900)
				가	.
					4,895
04/05		1 ,871	4,885		0.2%(10) , 03/04 4,463
	1 68				9.7%(430) 가 ,
) , 03/04 9,578		13.5%(1,290	2,749		2,790
) 가	.	14.4%			1.5%(40) , 03/04

2,409	14.1%(340)	가 .	, 03/04 1 2,999	7.6%(980
) 가 ,	4,836
			4,819	0.4%(20),
04/05	6,140		03/04 4,495	7.6%(340)
			가 .	
	5,925	3.6%(220	04/05	3,554
) , 03/04	3,911	57.0%(2,230		, 03/04 3,295
) 가 ,		22.7%		7.9%(260) 가 .
21.8%	0.9%, 03/04	15.9%	3,075	
6.8%	가 .		, 03/04 2,926	
04/05	1,253		5.1%(150)	가 , 490
	1,103	13.6%(150		, 03/04
) , 03/04	306	309.5%(950)	394	24.4%(100)
가 ,		16.4%		가 .
14.4%	2.0%, 03/04	4.5%		
11.9%	가 .			
			04/05	487
			450	8.2%(40),
			03/04 435	12.0%(50)
			가 .	2.6%
				2.4%
			0.2%, 03/04	2.5%
				0.1%
				가
04/05	1 4,085			
	1 4,107	0.2%(20	04/05	23
) , 03/04	1 3,007			, 03/04 19
8.3%(1,080)	가 .			21.1%(4)
1 3,984			0.6%	03/04
1 4,022	0.3%(40)			

04/05

(USDA, 11 12)

(: ,%)

	04/05.11(A)	984.69	963.69	102.23	150.29	14.1
	04/05.10(B)	976.89	962.77	103.82	142.70	13.4
	03/04(C)	903.97	940.28	99.60	129.29	12.4
	(A/B)	0.8	0.1	-1.5	5.3	
	(A/C)	8.9	2.5	2.6	16.2	
	04/05.11(A)	318.19	240.59	57.53	51.19	17.2
	04/05.10(B)	314.73	239.36	59.01	47.47	15.9
	03/04(C)	275.73	226.64	53.72	28.75	10.3
	(A/B)	1.1	0.5	-2.5	7.8	
	(A/C)	15.4	6.2	7.1	78.1	
	04/05.11(A)	691.28	678.35	78.04	108.71	14.4
	04/05.10(B)	683.74	677.76	78.77	100.68	13.3
	03/04(C)	618.99	645.67	74.11	95.78	13.3
	(A/B)	1.1	0.1	1.0	8.0	
	(A/C)	11.7	5.1	5.3	13.5	
	04/05.11(A)	298.23	224.67	52.07	46.19	16.7
	04/05.10(B)	294.99	224.04	52.71	42.95	15.5
	03/04(C)	256.90	212.36	48.18	24.33	9.3
	(A/B)	1.1	0.3	-1.2	7.5	
	(A/C)	16.1	5.8	8.1	89.8	
	04/05.11(A)	616.94	605.79	107.06	142.20	19.9
	04/05.10(B)	615.84	605.31	105.95	141.51	19.9
	03/04(C)	551.39	587.72	110.33	131.05	18.8
	(A/B)	0.2	0.1	1.0	0.5	
	(A/C)	11.9	3.1	-3.0	8.5	
	04/05.11(A)	230.14	207.35	62.65	61.40	22.7
	04/05.10(B)	228.94	207.58	63.66	59.25	21.8
	03/04(C)	189.55	190.50	55.31	39.11	15.9
	(A/B)	0.5	-0.1	-1.6	3.6	
	(A/C)	21.4	8.8	13.3	57.0	
	04/05.11(A)	85.74	48.95	27.49	12.53	16.4
	04/05.10(B)	84.56	48.85	27.90	11.03	14.4
	03/04(C)	66.78	44.63	24.09	3.06	4.5
	(A/B)	1.4	0.2	-1.5	13.6	
	(A/C)	28.4	9.7	14.1	309.5	
	04/05.11(A)	140.85	139.84	48.36	4.87	2.6
	04/05.10(B)	141.07	140.22	48.19	4.50	2.4
	03/04(C)	130.07	129.99	44.95	4.35	2.5
	(A/B)	-0.2	-0.3	0.4	8.2	
	(A/C)	8.3	7.6	7.6	12.0	
	04/05.11(A)	35.54	30.75	4.90	0.23	0.6
	04/05.10(B)	35.53	30.75	4.90	0.23	0.6
	03/04(C)	32.95	29.26	3.94	0.19	0.6
	(A/B)	0.0	0.0	0.0	0.0	
	(A/C)	7.9	5.1	24.4	21.1	

(:)

	04/05		03/04		A/B	A/C
	04. 11(A)	04. 10(B)	03. 11(C)	03. 10		
	129.29	128.57	165.60	165.56	100.56	78.07
	984.69	976.89	903.97	903.80	100.80	108.93
	97.94	98.53	99.96	100.27	99.40	97.98
	1,211.92	1,203.99	1,169.53	1,169.63	100.66	103.62
	963.69	962.77	940.28	940.79	100.10	102.49
	631.04	629.14	614.12	614.92	100.30	102.76
	332.65	333.63	326.16	325.87	99.71	101.99
	102.23	103.82	99.60	99.34	98.47	102.64
	1,065.92	1,066.59	1,039.88	1,040.13	99.94	102.50
	150.29	142.70	129.29	128.57	105.32	116.24
(%)	14.10%	13.38%	12.43%	12.36%		

(:)

	04/05		03/04		A/B	A/C
	04. 11(A)	04. 10(B)	03. 11(C)	03. 10		
	28.75	28.75	30.94	30.94	100.00	92.92
	318.19	314.73	275.73	275.73	101.10	115.40
	2.36	2.36	2.45	2.42	100.00	96.33
	349.30	345.84	309.12	309.09	101.00	113.00
	240.59	239.36	226.64	226.55	100.51	106.16
	163.91	162.67	155.64	155.59	100.76	105.31
	76.68	76.69	71.00	70.96	99.99	108.00
	57.53	59.01	53.72	53.79	97.49	107.09
	298.12	298.37	280.36	280.34	99.92	106.33
	51.19	47.47	28.75	28.75	107.84	178.05
(%)	17.17%	15.91%	10.25%	10.26%		

EU

(:)

	04/05		03/04		A/B	A/C
	04. 11(A)	04. 10(B)	03. 11(C)	03. 10		
	11.39	11.39	20.72	20.72	100.00	54.97
	144.72	144.72	121.79	121.73	100.00	118.83
	3.06	3.06	7.98	8.09	100.00	38.35
	159.17	159.17	150.49	150.54	100.00	105.77
	137.38	137.08	134.95	134.97	100.22	101.80
	103.29	102.99	101.68	101.70	100.29	101.58
	34.09	34.09	33.27	33.27	100.00	102.46
	4.31	3.81	4.33	4.17	113.12	99.54
	141.69	140.89	139.28	139.14	100.57	101.73
	18.25	18.28	11.21	11.39	99.84	162.80
(%)	12.88%	12.97%	8.05%	8.19%		

(:)

	04/05		03/04		A/B	A/C
	04. 11(A)	04. 10(B)	03. 11(C)	03. 10		
	95.78	94.70	122.46	122.42	101.14	78.21
	691.28	683.74	618.99	618.86	101.10	111.68
	74.82	74.95	76.71	76.92	99.83	97.54
	861.88	853.39	818.16	818.20	100.99	105.34
	678.35	677.76	645.67	646.58	100.09	105.06
	464.24	463.12	445.86	446.36	100.24	104.12
	214.11	214.64	199.81	200.22	99.75	107.16
	78.04	78.77	74.11	74.44	99.07	105.30
	756.39	756.53	719.78	721.02	99.98	105.09
	108.71	100.68	95.78	94.70	107.98	113.50
(%)	14.37%	13.31%	13.31%	13.13%		

(:)

	04/05		03/04		A/B	A/C
	04. 11(A)	04. 10(B)	03. 11(C)	03. 10		
	24.33	24.33	27.60	27.60	100.00	88.15
	298.23	294.99	256.90	256.90	101.10	116.09
	0.38	0.38	0.36	0.33	100.00	105.56
	322.94	319.70	284.86	284.83	101.01	113.37
	224.67	224.04	212.36	212.25	100.28	105.80
	154.31	153.68	146.91	146.84	100.41	105.04
	70.36	70.36	65.45	65.41	100.00	107.50
	52.07	52.71	48.18	48.26	98.79	108.07
	276.74	276.75	260.54	260.51	100.00	106.22
	46.19	42.95	24.33	24.33	107.54	189.85
(%)	16.69%	15.52%	9.34%	9.34%		

EU

(:)

	04/05		03/04		A/B	A/C
	04. 11(A)	04. 10(B)	03. 11(C)	03. 10		
	3.08	3.12	4.83	4.83	98.72	63.77
	51.53	51.03	39.56	39.50	100.98	130.26
	2.50	2.50	5.60	5.70	100.00	44.64
	57.11	56.65	49.99	50.03	100.81	114.24
	52.05	51.65	46.50	46.50	100.77	111.94
	40.65	40.25	35.70	35.70	100.99	113.87
	11.40	11.40	10.80	10.80	100.00	105.56
	0.50	0.50	0.40	0.40	100.00	125.00
	52.55	52.15	46.90	46.90	100.77	112.05
	4.56	4.50	3.08	3.12	101.33	148.05
(%)	8.68%	8.63%	6.57%	6.65%		

(:)

	04/05		03/04			
	04. 11(A)	04. 10(B)	03. 11(C)	03. 10	A/B	A/C
	43.85	43.75	64.97	64.97	100.23	67.49
	126.00	122.00	115.83	115.83	103.28	108.78
	0.20	0.20	0.05	0.05	100.00	400.00
	170.05	165.95	180.85	180.85	102.47	94.03
	133.00	133.00	129.40	129.40	100.00	102.78
	100.00	100.00	98.00	98.00	100.00	102.04
	33.00	33.00	31.40	31.40	100.00	105.10
	4.00	4.00	7.55	7.70	100.00	52.98
	137.00	137.00	136.95	137.10	100.00	100.04
	33.05	28.95	43.85	43.75	114.16	75.37
(%)	24.12%	21.13%	32.02%	31.91%		

(:)

	04/05		03/04			
	04. 11(A)	04. 10(B)	03. 11(C)	03. 10	A/B	A/C
	131.05	130.98	167.38	167.39	100.05	78.29
	616.94	615.84	551.39	551.57	100.18	111.89
	103.16	102.38	103.41	103.57	100.76	99.76
	851.15	849.20	822.18	822.53	100.23	103.52
	605.79	605.31	587.72	587.98	100.08	103.07
	108.58	108.58	96.99	98.15	100.00	111.95
	497.21	496.73	490.73	489.83	100.10	101.32
	107.06	105.95	110.33	109.17	101.05	97.04
	712.85	711.26	698.05	697.15	100.22	102.12
	142.20	141.51	131.05	130.98	100.49	108.51
(%)	19.95%	19.90%	18.77%	18.79%		

(:)

	04/05		03/04			
	04. 11(A)	04. 10(B)	03. 11(C)	03. 10	A/B	A/C
	4.35	3.76	3.76	3.76	115.69	115.69
	140.85	141.07	130.07	130.99	99.84	108.29
	47.86	48.09	45.47	46.48	99.52	105.26
	193.06	192.92	179.30	181.23	100.07	107.67
	139.84	140.22	129.99	132.35	99.73	107.58
	139.84	140.22	129.99	132.35	99.73	107.58
	0.00	0.00	0.00	0.00		
	48.36	48.19	44.95	45.12	100.35	107.59
	188.20	188.41	174.94	177.47	99.89	107.58
	4.87	4.50	4.35	3.76	108.22	111.95
(%)	2.59%	2.39%	2.49%	2.12%		

(:)

	04/05		03/04		A/B	A/C
	04. 11(A)	04. 10(B)	03. 11(C)	03. 10		
	0.19	0.20	0.20	0.20	95.00	95.00
	35.54	35.53	32.95	33.07	100.03	107.86
	0.15	0.15	0.25	33.07	100.00	60.00
	35.88	35.88	33.40	66.34	100.00	107.43
	30.75	30.75	29.26	29.39	100.00	105.09
	30.75	30.75	29.26	29.39	100.00	105.09
	0.00	0.00	0.00	0.00		
	4.90	4.90	3.94	3.90	100.00	124.37
	35.65	35.65	33.20	33.29	100.00	107.38
	0.23	0.23	0.19	0.20	100.00	121.05
(%)	0.65%	0.65%	0.57%	0.60%		

(:)

	04/05		03/04		A/B	A/C
	04. 11(A)	04. 10(B)	03. 11(C)	03. 10		
	1.62	0.87	0.64	0.64	186.21	253.13
	25.88	26.01	22.78	23.19	99.50	113.61
	0.15	0.15	0.28	0.28	100.00	53.57
	27.65	27.03	23.70	24.11	102.29	116.67
	8.95	8.95	7.32	8.30	100.00	122.27
	8.95	8.95	7.32	8.30	100.00	122.27
	0.00	0.00	0.00	0.00		
	17.01	16.94	14.76	14.94	100.41	115.24
	25.96	25.89	22.08	23.24	100.27	117.57
	1.70	1.14	1.62	0.87	149.12	104.94
(%)	6.55%	4.40%	7.34%	3.74%		

(:)

	04/05		03/04		A/B	A/C
	04. 11(A)	04. 10(B)	03. 11(C)	03. 10		
	0.10	0.10	0.20	0.20	100.00	50.00
	20.75	20.75	19.85	19.85	100.00	104.53
	0.00	0.00	0.00	0.00		
	20.85	20.85	20.05	20.05	100.00	103.99
	0.24	0.24	0.24	0.24	100.00	100.00
	0.24	0.24	0.24	0.24	100.00	100.00
	0.00	0.00	0.00	0.00		
	20.21	20.21	19.71	19.71	100.00	102.54
	20.45	20.45	19.95	19.95	100.00	102.51
	0.40	0.40	0.10	0.10	100.00	400.00
(%)	1.96%	1.96%	0.50%	0.50%		