

Anchor Bolt

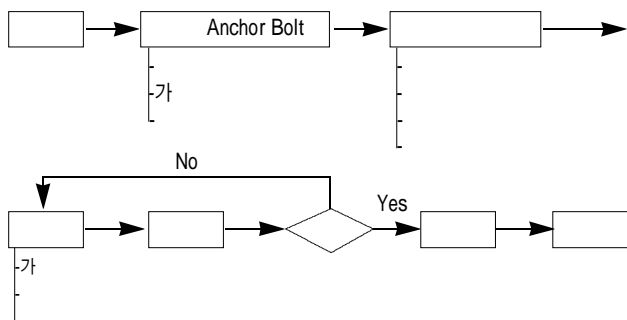
yoobe@hjcst.co.kr

1.

Anchor Bolt
가

2.

flow chart



3. Anchor Bolt

(1)

1)

Anchor Bolt

2)

ㄱ.

.()

ㄴ.

가 (

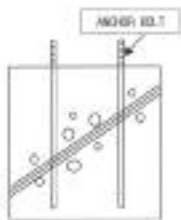
가).

ㄷ.

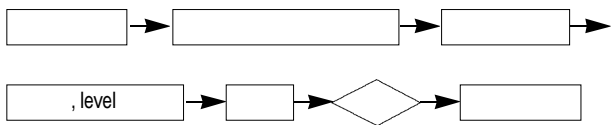
가 .

ㄹ.

가 .



3)



4)

ㄱ.

가 transit

ㄴ.

Anchor Bolt

ㄷ.

Anchor Bolt Set

ㄹ.

Level

baseplate

ㅁ.

Anchor Bolt

.()

(

ㅂ.

Anchor Bolt

(2)가

1)

Anchor Bolt

2)

ㄱ.

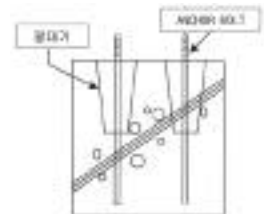
ㄴ.

ㄷ.

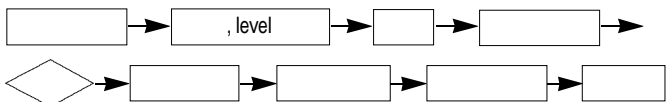
ㄹ.

ㅁ.

Bolt 25m/m



3)



- 4)
 - ㄱ.
 - ㄴ.
 - ㄷ. Anchor Bolt 25mm
 - ㄹ. Anchor Bolt

3) Anchor Bolt 가 .

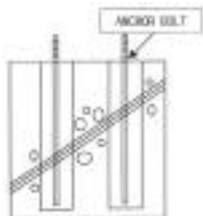
4) Anchor Bolt

5) Anchor Bolt Anchor Bolt A/B 가

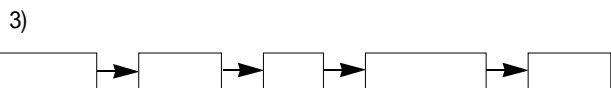
(3)
1) Anchor Bolt Bolt

(2)
1) Level 1 Level A/B

- 2)
 - ㄱ.
 - ㄴ. , 가 .
 - ㄷ.
 - ㄹ. Anchor Bolt
 - ㅁ.
 - ㅂ. 가



ㄴ. 1 Floor Anchor Bolt
 ㄷ. Baseplate 가 column Anchor 가
 2) Anchor Bolt (가 , ,)
 ㄱ. Anchor Bolt



ㄴ. Anchor Bolt
 A. Anchor Bolt
 - Anchor Bolt 가 Anchor Bolt 가
 Bolt 가
 (A/B

- 4)
 - ㄱ.
 - ㄴ. Anchor Bolt 가 가
 - ㄷ.

4.
(1)
1) 가 Anchor Bolt Bolt

B. Anchor Bolt
 - 가 가 (A/B 가
)
 A/B 가

- 2) Anchor Bolt Anchor Bolt Bolt
 - Anchor Bolt

㉔. , ,AnchorBolt

3)가

AnchorBolt가 가
A/B

㉕.

㉔. AnchorBolt

- AnchorBolt

㉔. AnchorBolt 가 . . .

4) A/B

A/B 가

(A/B 30m/m 가
)

5) AnchorBolt 50m/m

가 ()

5.

1)AnchorBolt

㉕. 가 .

㉔. nut

2)AnchorBolt

3)AnchorBolt

㉕.

㉔.

4)Basemortar

㉕. laitance

㉔.

5)

㉕. 1:1~1:2

㉔.

6)

㉕. 3

㉔. . ,

7) level

㉕.

㉔. padmortar 200x200mm 가

8)

- 30~50mm ,

9)

㉕.

㉔.

6.

1) 가 AnchorBolt

2) AnchorBolt

A/B 가 가

. KSEA

:
 : 168-1
 : 054-471-2121
 : 054-471-0100
 : 1 1431-4 , 3
 : 02-584-2700
 : 02-586-7222
 : www.deckplate.com