

( )

1.

2

?

(Silicon Wadi)

1).

1948  
630

87

가

가  
3,000

200

98

가 86 가  
가,

2001 6  
가 30

140

< 1 >

( : )

	NYSE	NASDAQ	AMEX	
	99	49	38	186
	80	55	1	136
	5	86	7	86
	732	362	59	1153

: NYSE 2000 10 , NASDAQ 2000 9 , AMEX 2000 7 .

1) 22,000km<sup>2</sup> , 22% , , .

2000 87 가 58%  
 50 가  
 2 )

< 2 >

( : )

	1995	1996	1997	1998	1999	2000
	2,999	5,281	5,715	4,243	5,567	8,658
	1,336	1,381	1,613	1,772	2,856	5,045

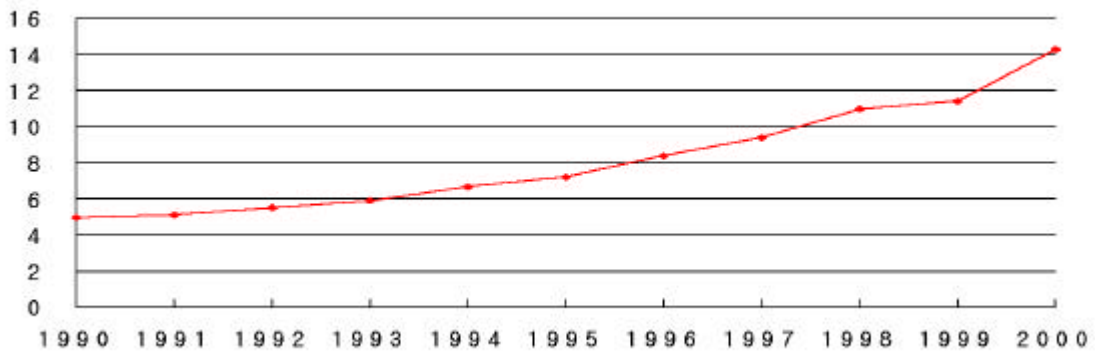
: Investment Promotion Center, *Investment Climate in Israel 2001*, 2001.

가 1990 GDP 5% 1999 11.4%,  
 2000 14.3% . 1999 113 ,  
 2000 158 .

< 1 >

GDP

( : % )



: Investment Promotion Center, *Investment Climate in Israel 2001*, 2001.

2) , , IBM, HP, AOL ,  
 , GE, 3Com , ,  
 , LG, .

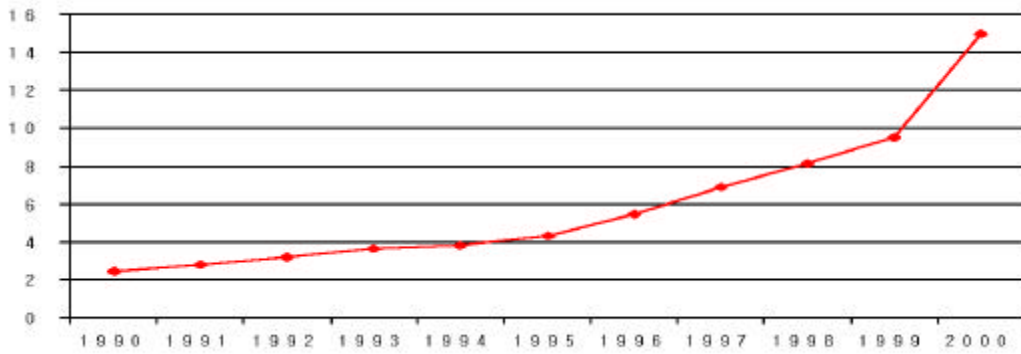
1999 가 1990 24  
95 , 2000 150

同

가

< 2 >

( : 10 )



: Investment Promotion Center, *Investment Climate in Israel 2001*, 2001.

, 2000 400 1 4,500  
37 26  
160 4,000 8  
7.3 100  
1999 70 80 가 , 가  
2000 가 40%  
30%, 16%, 8% 3)

3) 1999 11% 33%, 29%, 14%, 13%

2.

(1)

1)

1984 ‘ (Law for the Encouragement of Industrial Research and Development)

同法 (Ministry of Industry and Trade) (Office of Chief Scientist)

同法

, 가

가 가 , 가 3 3% , 3 4% , 7 5% ,

2)

(OCS)

OCS

, 가

OCS

.  
. . . . .

OCS

가

MAGNET

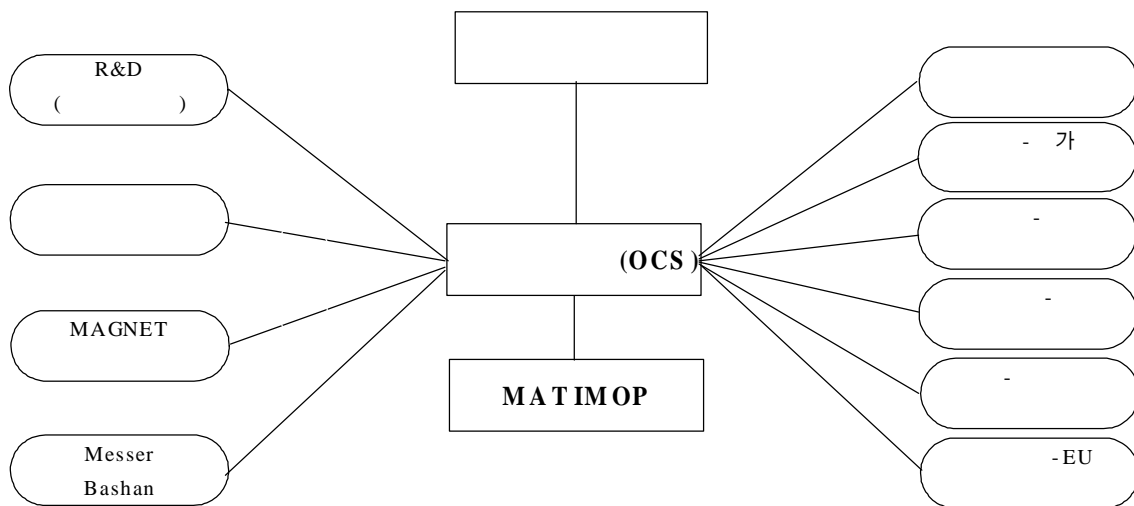
Messer, Bashan

EU

가

(Israeli Industry Center for R&D, MATIMOP)가

< 3 >



OCS

가

1998  
1,298

가

3,409  
625

OCS

995

175

< 3> OCS

( : )

	1995	1996	1997	1998
OCS	-	-	3,184	3,409
	1,567	1,393	1,342	1,298
	1,220	1,072	974	995
R&D	715	705	643	625
R&D	146	200	170	175

: Giza Group, *Israel Venture Association 1999 Yearbook*, 1999.

OCS

OCS 1988 1 2,000 1999 3 8,000  
 가 , 1998 4  
 1997 가 1999 1 4,000  
 36.8% 가  
 가 , OCS

< 4> OCS

( : )

	1988	1989	1990	1991	1992	1993	1994	1995	1996	1997	1998	1999
	120	125	136	179	199	231	316	346	348	397	407	380
	8	10	14	20	25	33	42	56	79	105	120	140

: Giza Group, *Israel Venture Association 1999 Yearbook*, 1999.

OCS

(2)

(Technological Incubator Program)

,  
 가 ,  
 2000 24 가 ,

17.5  
 85% 가 , 15  
 2 . 1991 가 1999 1  
 9,000 . OCS 1999 3,000

< 5 >

	1991	1992	1993	1994	1995	196	1997	1998	1999	
NIS( )	3.7	23.4	52.5	69.3	77.5	79.8	91.2	108.1	120.0	625.4
US\$( )	1.8	10.0	18.0	23.0	25.8	25.5	27.0	30.0	30.0	191.1

: NIS New Israel Shekel

: OCS, *Technological Incubators in Israel*, 2000.

, , , 4)  
 , 50% , 10% , 20% ,  
 20% 가 . 가,  
 , , ( , , , ,  
 ), , , OCS  
 , 800 가  
 . 592 가 , 200  
 . 592 308  
 52% , 5 270 225  
 , 83  
 900 , 75%가  
 . 1,900 가

4) 가 1990 가

		83	14%
		225	38%
		284	48%
		592	100%

: <http://incubators.org.il/>

### (3) MAGNET

(Generic Pre-Competitive Technological R&D) 가 , , , , , , , .

630 (critical mass)

가 가 . MAGNET

가 , , , .

MAGNET . 2

가 , , , .

66% 가 , , , .



(4)

가 2 . 18 ,

가 , EU 가 , 가 .

가 가 .

7가 가 . (US-Israel Science and Technology Commission)가 .

가 3,000 .

, BIRD(US-Israel Binational Industrial R&D Foundation)가 . 1981

50% , 150%

, CIIRDF(Canada-Israel Industrial R&D Foundation)가 . BIRD 1994 , 50% . 1 7 , 270 가

, SIIRD(Singapore-Israel Industrial R&D Foundation)가 . 1996 , 가 3 3

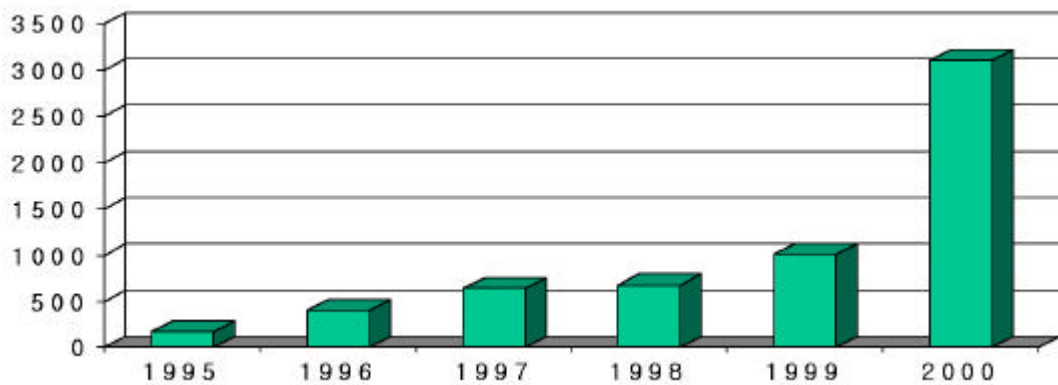
, EU 5 (The Fifth Framework Program of the EU's Commission on Science, Research and Development) . EU 가 가 . 100% . 5 (1999 2002) , ,

Center, ISERD)가 (The Israel EURTD Contact Center, EU)가 EU가 EU가 2001 6

(5)

1993 (Yozma) 10 1991 1 100 , 1991 2000 70 1999 10 , 2000 31 1996 < 4>

( : )



: Investment Promotion Center, *Investment Climate in Israel 2001*, 2001.

, 1996

가  
(IPO)

2001

가

3.

(1)

가

24%가

3

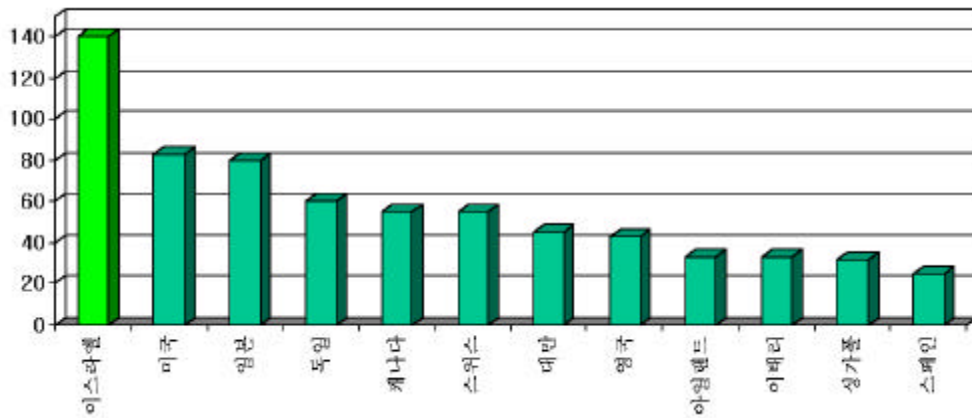
. 25 64

35%가

12%

< 5 > 1

( : )



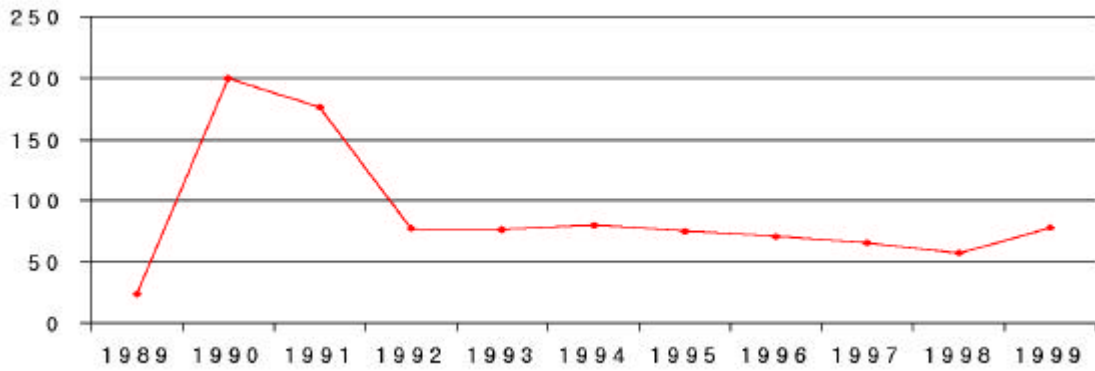
: Investment Promotion Center, *Investment Climate in Israel 2001*, 2001.

가 140 . 83 , 80 ,

1989 1999 98  
 7 가  
 40%가  
 1991

< 6 >

( : )



: Investment Promotion Center, *Investment Climate in Israel 2001*, 2001.

가

가

, DNA

가

가 , 가 가 가

가 , 가 가

(2)

가 ,

PC 가 54% PC 42%, 37%

(Ben Gurion) , (Tel-Aviv) , (Weizmann) (Hebrew) , (Technion) (Bar-Ilan) ,

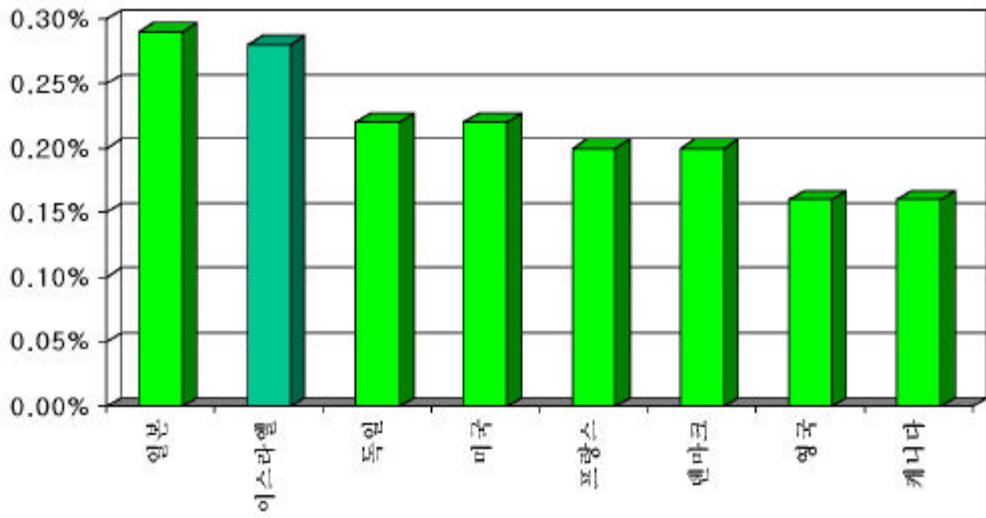
(Technion R&D Foundation Ltd.) TEIC , (YEDA R&D Co. Ltd.) , Ramot(Ramot of Tel-Aviv Univ.)

1997 GDP R&D 2.8% 2.9% 2 , , 5

< 7> GDP

(1997 )

( : %)



: Investment Promotion Center, *Investment Climate in Israel 2001*, 2001.

(3)

가

. 1984

, 同法

50%

20%

30%

66%

25

2

50%

1 가

2.5 , 2 가

3

(Beta- Site) 5)

3

600

50% , 1

3,000

30%

5)

66% 3 2 85%

15 2 66%

MAGNET

80%

MESER MESER BASHAN

MESER 가, BASHAN

4.

(1)

가 가

1952

(Technion R&D Foundation Ltd.)

50

10

Dimotech Dimotech TEIC 1991

OCS

MAGNET

가, , , , , .  
(Ofek La Oleh)  
MBA

(2)

가  
가  
1984  
, 同法

1999  
가 21  
가

가  
가  
가  
가 85%

1990



(3)

50% GDP 1986 96 35 2000 42% 1992  
 , 1997 99 40  
 14 75 1998 4

MAGNET 가 가 1997

2000 7 (dual-listing law) (TASE)

가 가 가 가

. , ף , 1999.  
 Giza Group, *Israel Venture Association 1999 Yearbook*, 1999.  
 Investment Promotion Center, *Investment Climate in Israel 2001*, 2001.  
 MATIMOP, *Your Gateway to Israeli Hi-Tech*, 1999.  
*Newsweek*, 1998. 11. 9.  
 Office of Chief Scientist, *Israel Start-ups and Innovations*, 1998.  
 Office of Chief Scientist, *Israel Technologies and Innovations*, 1998.  
 Office of Chief Scientist, *Technological Incubators in Israel*, 2000.  
 Office of Chief Scientist, *MA GNET Program : Drawing Potential for Progress*, 1998.  
 Ramot of Tel Aviv University, *RAM OT of Tel Aviv University : The Tecnonology Transfer Company*, 1999.  
 Yozma Venture Capital, Brochure, 1999.  
<http://www.technion.ac.il/> ( )  
<http://www.weizmann.ac.il/> ( )  
<http://www.tamas.gov.il/ipc.htm> ( )  
<http://incubators.org.il/> ( )