

# Effects of the Phase Factor of the Reflection Amplitude on the Interlayer Exchange Coupling in (001) Co/Cu/Co Multilayers

B. C. Lee

*Department of Physics, Inha University, Incheon 402-751, Korea*

(Received 18 December 2000)

**The reflection-amplitude approximation is used to calculate the interlayer exchange coupling in (001) Co/Cu/Co multilayers. The dependence of the phase factor of the reflection amplitude on the energy and wave vector is included. The contribution of each period is calculated and the results are compared with those from asymptotic behavior. It is shown that the energy and wave-vector dependence of the phase factor may affect the interlayer exchange coupling significantly.**

## 1. Introduction

Since the discovery of the antiferromagnetic coupling between two adjacent Fe layers separated by a Cr layer [1], the interlayer exchange coupling has drawn much interest. The underlying mechanism for the interlayer exchange coupling in magnetic multilayers has been attributed to the spin-dependent quantum interference in the spacer [2-4]. Among the many theoretical approaches, a simple model associated with the reflection amplitude is very useful for its physical transparency [3, 4]. This reflection-amplitude approximation has been successfully applied to explain the origin of multiple periods of the interlayer exchange coupling in magnetic multilayers [5-7]. Recently, we modified this model by including the dependence of the phase factor of the reflection amplitude on the energy and wave vector, and better agreement was obtained between the approximation and the full-band calculation for a (111) Co/Cu/Co trilayer [8]. In this paper, we apply the modified reflection-amplitude approximation to (001) Co/Cu/Co and calculate contribution of each period to the interlayer exchange coupling.

## 2. Theoretical Model

In this section, we briefly review the derivation of the reflection-amplitude approximation for the interlayer exchange coupling. Details can be found in Ref. [8]. The interlayer exchange coupling is defined as

$$J = \frac{\Omega_F - \Omega_{AF}}{2S}, \quad (1)$$

where  $\Omega_F$  and  $\Omega_{AF}$  are the grand canonical potentials for the ferromagnetic ( $F$ ) and antiferromagnetic ( $AF$ ) configurations, respectively, and  $S$  is the area of the sample. The difference in the grand canonical potential between the bulk and the multilayer systems is given by the force theorem as

where  $\nu$  labels the two configurations ( $F$  and  $AF$ ),  $G_0$  is the bulk Green's function,  $T$  is the T-matrix,  $f$  is the Fermi-Dirac distribution, and  $L$  and  $R$  stand for the left and right interface, respectively.  $\text{Tr}$  denotes the trace including the spin index and  $k_{\parallel}$  is the wave vector parallel to the plane. The T-matrix can be replaced by the reflection amplitude at the interface and only the first order term is kept in the logarithm,

$$\Delta\Omega^{\nu} = \frac{1}{\pi} \text{Im} \sum_{k_{\parallel}} \int_{-\infty}^{\infty} d\varepsilon f(\varepsilon) \text{Tr} \ln(1 - G_0 T^{L,\nu} G_0 T^{R,\nu}), \quad (2)$$

$$\ln(1 - G_0 T^L G_0 T^R) = \ln(1 - r_L r_R e^{iqD}) \approx r_L r_R e^{iqD}, \quad (3)$$

$$J = \frac{k_B T}{\pi^2} \text{Re} \left\{ \sum_{n=0}^{\infty} (|\Delta r|^2 e^{i(qD + 2\phi_r)}) \Big|_{\varepsilon = \varepsilon_F + i(2n+1)\pi k_B T} \right\}, \quad (4)$$

where  $\Delta r = (r^+ - r^-)/2$  is the spin-asymmetry of the reflection amplitude with reflection amplitude  $r^+(r^-)$  for the majority (minority) spin and  $\phi_r$  is the phase factor of  $\Delta r$  ( $\Delta r = |\Delta r| e^{i\phi_r}$ ). For the summation over  $n$  in Eq. (4), the overall phase factor of the exponential function is approximated by

$$qD + 2\phi_r \approx q_F D + 2\phi_{rF} + \left( \frac{\partial q}{\partial \varepsilon} + 2 \frac{\partial \phi_r}{\partial \varepsilon} \right) (\varepsilon - \varepsilon_F), \quad (5)$$

where  $q_F$  is the spanning vector which connects the Fermi surface for a given  $\mathbf{k}_{\parallel}$ . After the summation, the interlayer exchange coupling is

$$J = \frac{2k_B T}{\pi^2} \text{Re} \frac{|\Delta r_F|^2 e^{i(q_F D + 2\phi_{rF})}}{\sinh[2\pi k_B T (D/\hbar v_F + \partial \phi_r / \partial \varepsilon)]}, \quad (6)$$

where  $v_F$  is the magnitude of the group velocity at the Fermi level. The integration over  $\mathbf{k}_{\parallel}$  is done by using the stationary phase approximation. In general the stationary point is given by

$$\nabla_{\mathbf{k}_{\parallel}} (q_F D + 2\phi_{rF}) = 0, \quad (7)$$

which is not necessarily the extremal point of the Fermi surface. However, we will consider only the case of  $\nabla_{\mathbf{k}_{\parallel}} (q_F) = 0$  and  $\nabla_{\mathbf{k}_{\parallel}} (\phi_{rF}) = 0$  at the extremal point and also assume that  $q_F$  and  $\phi_{rF}$  have the same principal axes,  $k_x$  and  $k_y$ . The extremal point is denoted as  $(k_x^0, k_y^0)$  and the values of  $q_F$  and  $\phi_{rF}$  at  $\mathbf{k}_{\parallel}(k_x^0, k_y^0)$  are represented by  $q_F^0$  and  $\phi_{rF}^0$ , respectively. We expand  $q_F D + 2\phi_{rF}$  as a function of  $\mathbf{k}_{\parallel}$  around the extremal point,

$$q_F D + 2\phi_{rF} \approx q_F^0 D + 2\phi_{rF}^0 + \frac{D + D_x}{\kappa_x} (k_x - k_x^0)^2 + \frac{D + D_y}{\kappa_y} (k_y - k_y^0)^2, \quad (8)$$

where  $\kappa_x$  and  $\kappa_y$  are determined by the curvature of the Fermi surface with  $2/\kappa_x = \partial^2 q_F / \partial k_x^2$  and  $2/\kappa_y = \partial^2 q_F / \partial k_y^2$ ,  $D_x$  and  $D_y$  are

$$D_x = \kappa_x \frac{\partial^2 \phi_{rF}}{\partial k_x^2}, \quad (9)$$

and

$$D_y = \kappa_y \frac{\partial^2 \phi_{rF}}{\partial k_y^2}. \quad (10)$$

The derivatives are calculated at the extremal point. By using the stationary phase approximation, the interlayer exchange coupling is

$$J = \text{Im} \frac{\hbar v_F k n}{4\pi^2} \frac{|\Delta r_F|^2 e^{i(q_F^0 D + 2\phi_{rF}^0 + \phi)}}{(D + D_{\varepsilon}) \sqrt{(D + D_x)(D + D_y)}} F[(2\pi k_B T / \hbar v_F)(D + D_{\varepsilon})], \quad (11)$$

where  $\kappa = \sqrt{|\kappa_x \kappa_y|}$ ,  $n$  is the number of the same kind of extremal points, and  $F(x) = x / \sinh(x)$ . The additional phase factor  $\phi$  is  $\phi = 0, \pi/2, \pi$  when  $(D + D_x)/\kappa_x$  and  $(D + D_y)/\kappa_y$  have both positive, different, and both negative signs, respectively.  $D_{\varepsilon}$  is given by  $D_{\varepsilon} = \hbar v_F \partial \phi_r / \partial \varepsilon$ . When  $D_{\varepsilon}$ ,  $D_x$ , and  $D_y$  are ignored, the interlayer exchange coupling becomes the well-known asymptotic form

$$J = \text{Im} \frac{\hbar v_F k n}{4\pi^2 D^2} (\Delta r)^2 e^{i(q_F^0 D + \phi)} F(2\pi k_B T D / \hbar v_F). \quad (12)$$

### 3. (001) Co/Cu/Co Trilayer

It is known that there are two kinds of extremal points for (001) Co/Cu/Co [5]. The long period is from the extremal spanning vector at the belly of the Fermi surface and the short period corresponds to the neck. In this paper, the  $sp^3d^5$  tight-binding model in Ref. [5] is used for the band structures of Cu and Co in order to calculate the reflection amplitude and all the necessary parameters. The reflection amplitude is calculated with Co/Cu interface. In general, the reflection amplitude is a complex number for realistic band structures. As shown in Eqs. (4) and (6), not only  $q_F D$  but also  $\phi_r$  contributes to the overall phase factor of the exponential function and it should be included unless the spacer is very thick or  $\phi_r$  is constant.

In Fig. 1, the phase factor  $\phi_r$  of the reflection amplitude is plotted as a function of energy at the extremal point. The solid line is for the long period [ $\mathbf{k}_{\parallel} = (0,0)(2\pi/a)$ ] and the dotted line is for the short period [ $\mathbf{k}_{\parallel} = (0.41, 0.41)(2\pi/a)$ ], where  $a$  is the lattice constant of Cu. The Fermi energy is  $\varepsilon_F = 0$ . The phase factor  $\phi_r$  changes significantly as a function of the energy and it cannot be ignored for the short period [see Eq. (5)] unless  $D$  is very big. We plot the phase factors as functions of the wave vector in Figs. 2 and 3 for the long and the short periods, respectively. For the both periods,  $\phi_r$  varies strongly with changing  $\mathbf{k}_{\parallel}$ . For the long period, the dependence of  $\phi_r$  on the other principal axis  $k_{010}$  is the same as Fig. 2 due to the symmetry. The principal axes for the short period are taken as  $k_{110}$  and  $k_{1\bar{1}0}$ . In Fig. 3, the phase factor  $\phi_r$  is plotted along  $k_{110}$ . Along this direction, the point of  $\nabla_{\mathbf{k}_{\parallel}} (\phi_{rF}) = 0$  does not exactly coincide with that of  $\nabla_{\mathbf{k}_{\parallel}} (q_F) = 0$ . This can happen for the extremal point with lower symmetry. However, in the case of the short period of (001) Co/Cu/Co, the difference is very small

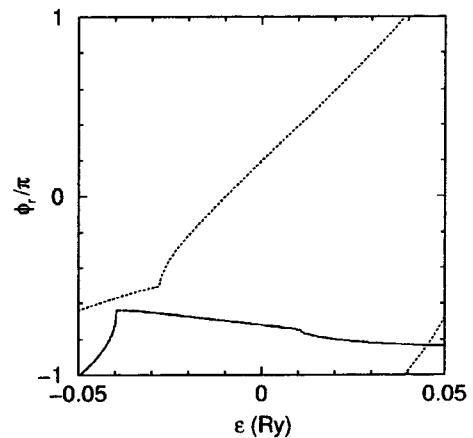


Fig. 1. The phase factor  $\phi_r$  of the reflection amplitude as a function of energy at the extremal point. The solid line is for the long period and the dotted line is for the short period.

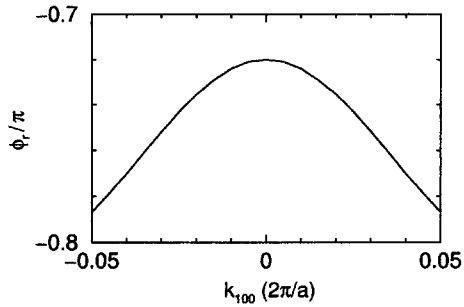


Fig. 2. The phase factor of the reflection amplitude as a function of the wave vector near the stationary point for the long period of (001) Co/Cu/Co.

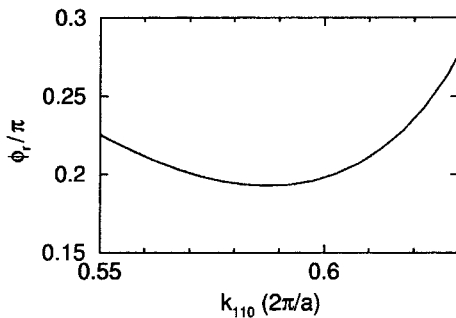


Fig. 3. The phase factor of the reflection amplitude as a function of the wave vector near the stationary point for the short period of (001) Co/Cu/Co.

$[\Delta k_{110} \approx 0.005(2\pi/a)]$  and is ignored.

The long period and short period contributions to the interlayer exchange coupling of (001) Co/Cu/Co as a function of the spacer thickness  $D$  are given in Figs. 4 and 5, respectively. The temperature is taken as  $T=300$  K. The interlayer exchange coupling was obtained by adding these two contributions. The solid line is obtained from the reflection-amplitude approximation in Eq. (11) and the dot-

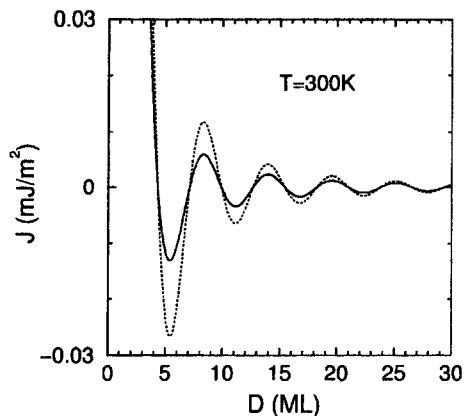


Fig. 4. Long period contribution to the interlayer exchange coupling of (001) Co/Cu/Co as a function of the spacer thickness  $D$  at the temperature  $T=300$  K. The solid line is from the reflection-amplitude approximation and the dotted line is from the asymptotic form.

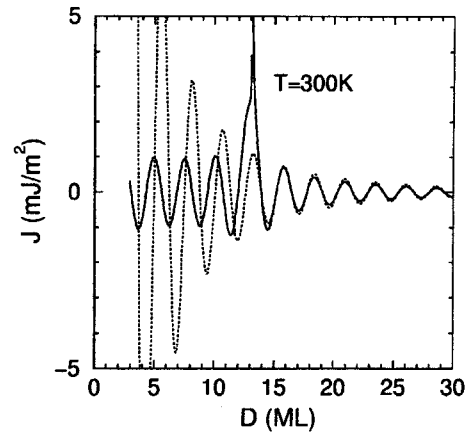


Fig. 5. Short period contribution to the interlayer exchange coupling of (001) Co/Cu/Co as a function of the spacer thickness  $D$  at the temperature  $T=300$  K. The solid line is from the reflection-amplitude approximation and the dotted line is from the asymptotic form.

ted line is from the asymptotic form in Eq. (12). In Fig. 4, the parameters due to the phase factor  $\phi_r$  are given as  $D_\epsilon \approx -2.7$  monolayers (ML) and  $D_x = D_y \approx 16$  ML. Compared to the dotted line, the overall coupling strength reduces because of  $D_x$  and  $D_y$ . But, the coupling becomes much stronger near  $D=3$  ML due to  $D_\epsilon$ . For the short period, the parameters are calculated as  $D_\epsilon \approx 17$  ML,  $D_x \approx 8.2$  ML, and  $D_y \approx -13$ . The singular behavior near  $D=13$  ML is due to the negative  $D_y$  which leads to the failure of the stationary phase approximation [8]. The interlayer coupling in this case should be obtained from a full-band calculation. By comparing the solid and the dotted lines, it can be seen that the phase factor changes the interlayer coupling more significantly for the short period. The coupling strength for the thin spacers is much reduced due to the phase factor. Although the accurate coupling strength for the thin spacers can be obtained only by a full-band calculation, the coupling strength for the short period of this work is comparable to the experimentally measured value  $J \approx 0.4$   $\text{mJ/m}^2$  [9]. Note that, in general, the experimentally measured coupling strengths are smaller than the theoretical ones because of the roughness at the interface of the sample [10]. For the short period,  $D_\epsilon$  is rather big and affects the temperature dependence of the interlayer exchange coupling, as can be seen in Eq. (11).

#### 4. Conclusion

The interlayer exchange coupling of (001) Co/Cu/Co is calculated from the reflection-amplitude approximation. The long period and the short period contributions are considered separately. The dependence of the phase factor of the reflection amplitude affects the interlayer coupling significantly and cannot be ignored for either period. The interlayer coupling of (001) Co/Cu/Co is dominated by the short period. The coupling strength for the short period

decreases greatly when the dependence of the phase factor is included in the reflection-amplitude approximation.

### Acknowledgements

This work was supported by Inha Research Grant (1999).

### References

- [1] P. Grunberg, R. Schreiber, Y. Pang, M. B. Brodsky, and H. Sowers, *Phys. Rev. Lett.*, **57**, 2442 (1986).
- [2] D. M. Edwards, J. Mathon, R. Muniz, and M. S. Phan, *Phys. Rev. Lett.*, **67**, 493 (1991).
- [3] P. Bruno, *J. Magn. Magn. Mater.*, **121**, 248 (1993); *Phys. Rev.*, **B 52**, 411 (1995).
- [4] M. D. Stiles, *Phys. Rev.*, **B 48**, 7238 (1993).
- [5] B. Lee and Y.-C. Chang, *Phys. Rev.*, **B 52**, 3499 (1995).
- [6] M. D. Stiles, *J. Appl. Phys.*, **79**, 5805 (1996); *Phys. Rev.*, **B 54**, 14679 (1996).
- [7] L. Tsetseris, B. Lee, and Y.-C. Chang, *Phys. Rev.*, **B 55**, 11586 (1997).
- [8] B. C. Lee and Y.-C. Chang, *Phys. Rev.*, **B 62**, 3888 (2000).
- [9] M. T. Johnson, S. T. Purcell, N. W. E. McGee, R. Coehoorn, J. aan de Stegge, and W. Hoving, *Phys. Rev. Lett.*, **68**, 2688 (1992).
- [10] J. Unguris, R. J. Celotta, and D. T. Pierce, *Phys. Rev. Lett.*, **79**, 2734 (1997).