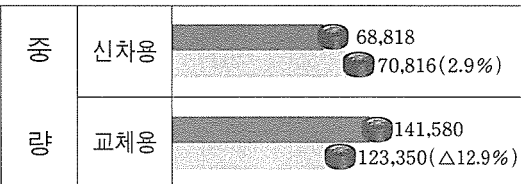





1~11월까지의 자동차 타이어 생산 및 판매

당해년도 ÷ 전년% - 100

보기: ■ '98, ● '99

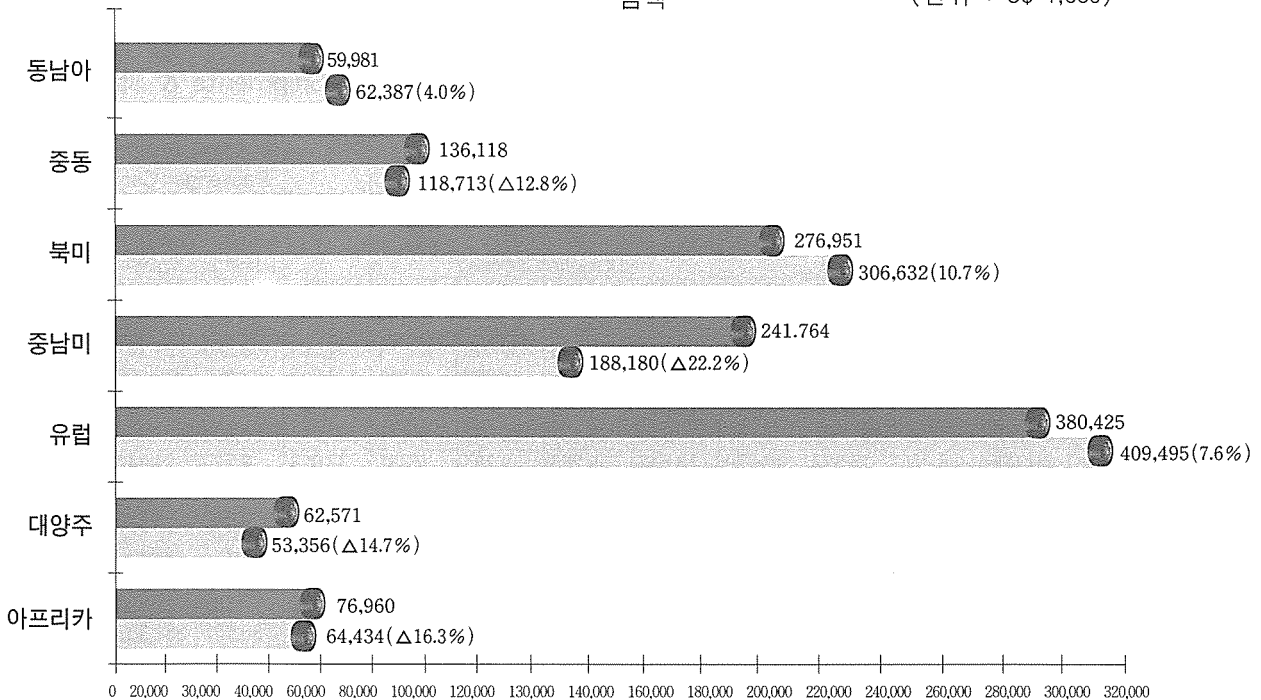
(단위: 수량: 1,000개, 중량: 톤)



■ 자동차 타이어 지역별 수출실적(1~11월) ■

금액

(단위 : US \$ 1,000)



주 : () 전년 동기 대비 증감률

자료: 대한타이어공업협회

통 계(국내)

自動車用 타이어 및 튜브
Production & Shipments & Stocks

(單位: 1,000個)

年度別 year	트럭·버스용 타이어 Truck & Bus				輕트럭용 타이어 Light Truck				乗用車용 타이어 Passenger Car			
	生産 Production	出荷(Shipments)		在庫 Stocks	生産 Production	出荷(Shipments)		在庫 Stocks	生産 Production	出荷(Shipments)		在庫 Stocks
		內需 Domestic	輸出 Exports			內需 Domestic	輸出 Exports			內需 Domestic	輸出 Exports	
1996	4,908	1,850	3,117	229	10,778	4,844	6,089	924	41,464	11,018	30,222	3,885
	2,709	469	2,273	136	8,000	3,725	4,412	654	41,241	11,009	29,977	3,845
1997	4,557	1,565	2,989	284	11,139	4,709	6,431	909	42,161	12,682	30,308	3,599
	2,778	619	2,169	169	8,537	3,621	4,927	632	41,891	12,630	30,100	3,549
1998	4,289	1,119	3,371	148	11,715	3,244	8,093	703	43,429	10,705	34,433	2,714
	2,879	561	2,568	61	9,489	2,521	6,593	523	43,211	10,590	34,345	2,675
1999. 9	353	110	254	234	1,026	435	682	567	3,885	1,004	3,006	2,175
	252	54	196	115	888	360	598	391	3,858	997	2,979	2,145
	389	111	270	247	1,228	446	726	621	4,403	1,024	3,136	2,499
10	281	55	211	129	1,091	361	658	462	4,365	1,016	3,107	2,467
	374	109	284	228	1,181	456	763	579	4,420	1,109	3,506	2,316
11	276	53	222	129	1,032	367	674	449	4,380	1,101	3,470	2,288
	4,127	972	3,094	228	11,322	3,919	7,480	579	44,688	9,313	35,680	2,316
1~11計	2,942	489	2,373	129	9,636	3,235	6,443	449	44,374	9,250	35,418	2,288

註: 上段은 總數量, 下段은 래디알 타이어
위 統計는 韓國, 錦湖, 宇成만의 것임.
資料: 大韓타이어工業協會

自動車用 타이어 및 튜브
Production & Shipments & Stocks

(單位: 톤)

年度別 year	트럭·버스용 타이어 Truck & Bus				輕트럭용 타이어 Light Truck				乗用車용 타이어 Passenger Car			
	生産 Production	出荷(Shipments)		在庫 Stocks	生産 Production	出荷(Shipments)		在庫 Stocks	生産 Production	出荷(Shipments)		在庫 Stocks
		內需 Domestic	輸出 Exports			內需 Domestic	輸出 Exports			內需 Domestic	輸出 Exports	
1996	286,023	98,704	190,619	13,091	145,738	61,307	85,898	11,121	328,738	90,890	233,535	30,869
	175,629	31,150	146,417	8,532	100,443	39,229	62,312	7,178	327,789	90,858	232,546	30,639
1997	267,200	89,030	178,186	15,735	150,214	59,733	90,049	11,684	334,509	108,280	231,181	30,369
	178,487	42,893	136,360	10,605	108,749	39,376	68,997	7,811	333,339	108,065	230,278	30,096
1998	247,816	63,499	200,688	7,541	152,869	41,306	113,823	8,863	338,626	90,753	267,846	21,403
	181,835	35,728	161,382	3,660	119,712	28,437	92,532	6,147	337,796	90,294	267,458	21,152
1999. 9	21,006	6,205	15,327	12,879	13,842	5,253	9,785	7,431	32,028	8,725	24,242	17,122
	15,916	3,436	12,405	6,997	11,618	3,918	8,591	4,721	31,918	8,694	24,124	16,965
	15,710	6,265	16,017	13,607	16,223	5,386	10,141	8,079	27,519	9,007	25,256	20,390
10	10,275	3,496	13,225	7,865	13,933	3,871	9,122	5,620	27,358	8,977	25,143	20,216
	14,912	6,133	17,174	12,699	15,761	5,612	10,751	7,408	27,521	9,718	27,963	19,173
11	9,946	3,390	14,015	7,908	13,345	4,000	9,440	5,458	27,358	9,686	27,827	19,011
	229,691	55,276	183,949	12,699	156,936	47,626	108,389	7,408	343,435	80,907	281,382	19,173
1~8計	171,047	31,298	148,866	7,908	130,556	35,273	92,232	5,459	342,144	80,664	280,292	19,011

註: 上段은 總重量, 下段은 래디알 타이어
위 統計는 韓國, 錦湖, 宇成만의 것임.
資料: 大韓타이어工業協會

生産・出荷・在庫現況 (數量)
of Automobile Tires & Tubes (Volume)

(unit : 1,000)

建設・産業・農機械用 Off-The-Road (OTR) Industrial (ID) Agricultural (AG)				計 Total				튜브 Tubes			
生産 Production	出荷 (Shipments)		在庫 Stocks	生産 Production	出荷 (Shipments)		在庫 Stocks	生産 Production	出荷 (Shipments)		
	内需 Domestic	輸出 Exports			内需 Domestic	輸出 Exports			内需 Domestic	輸出 Exports	
629	541	130	104	57,779	18,253	39,559	5,152	15,638	2,949	12,445	
—	—	—	—	51,950	15,203	36,662	4,634	—	—	—	
742	752	83	82	58,599	19,708	39,812	4,875	14,607	3,079	11,602	
—	—	—	—	53,205	16,871	39,197	4,350	—	—	—	
507	401	195	56	59,940	15,469	46,092	3,621	11,694	2,213	9,681	
—	—	—	—	55,580	13,671	43,505	3,259	—	—	—	
36	26	10	47	5,300	1,576	3,953	3,024	498	184	342	
—	—	—	—	4,997	1,411	3,773	2,652	—	—	—	
44	35	13	49	6,064	1,615	4,145	3,416	520	205	317	
—	—	—	—	5,737	1,432	3,976	3,058	—	—	—	
44	33	12	52	6,019	1,707	4,565	3,175	611	206	344	
—	—	—	—	5,689	1,521	4,366	2,867	—	—	—	
442	336	125	52	60,579	14,540	47,379	3,175	6,416	1,818	4,781	
—	—	—	—	56,951	12,974	44,233	2,867	—	—	—	

Remarks : Each upsides are total figures, downsides are radial tires.

Above figures are only Hankook, Kumho, Woosung.

Source : Korea Tire Manufacturers Association.

生産・出荷・在庫現況 (重量)
of Automobile Tires & Tubes (Weight)

(unit : ton)

建設・産業・農機械用 Off-The-Road (OTR) Industrial (ID) Agricultural (AG)				計 Total				튜브 Tubes			
生産 Production	出荷 (Shipments)		在庫 Stocks	生産 Production	出荷 (Shipments)		在庫 Stocks	生産 Production	出荷 (Shipments)		
	内需 Domestic	輸出 Exports			内需 Domestic	輸出 Exports			内需 Domestic	輸出 Exports	
24,329	15,466	8,544	3,743	784,828	266,367	518,595	58,825	24,506	7,777	16,503	
—	—	—	—	603,484	161,238	441,275	46,349	—	—	—	
30,203	25,098	6,294	3,191	782,126	282,142	505,711	60,979	23,098	7,863	15,039	
—	—	—	—	620,575	190,334	435,635	48,512	—	—	—	
25,281	14,839	12,960	2,842	764,593	210,398	595,317	40,650	17,617	5,352	12,908	
—	—	—	—	639,344	154,459	521,371	30,959	—	—	—	
1,423	793	609	2,635	68,298	20,976	49,964	40,067	1,081	421	606	
—	—	—	—	59,452	16,048	45,120	28,684	—	—	—	
1,685	1,066	681	2,624	61,137	21,724	52,094	44,700	1,103	459	599	
—	—	—	—	51,567	16,343	47,491	33,701	—	—	—	
1,751	1,017	582	2,801	59,945	22,480	56,476	42,081	1,181	460	615	
—	—	—	—	50,649	17,076	51,282	32,378	—	—	—	
18,996	10,356	7,697	2,801	749,056	194,165	581,417	42,081	11,818	4,119	7,783	
—	—	—	—	643,748	147,145	521,392	32,378	—	—	—	

Remarks : Each upsides are total weight, downsides are radial tires.

Above figures are only Hankook, Kumho, Woosung.

Source : Korea Tire Manufacturers Association.

통 계(국내)

自動車用 타이어 內需(新車用 및 交替用) 出荷現況(數量)
Domestic Shipment of Original Equipments & Replacements of Automobile Tires(Volume)

(單位: 1,000個)

(unit : 1,000)

年度別 year	트럭·버스용 Truck & Bus			輕트럭용 Light Truck			乗用車用 Passenger Car			建設·産業·農機械用 Off-The-Road(OTR) Industrial(ID) Agricultural (AG)			計 Total		
	新車用 OE	交替用 RE	計 Total	新車用 OE	交替用 RE	計 Total	新車用 OE	交替用 RE	計 Total	新車用 OE	交替用 RE	計 Total	新車用 OE	交替用 RE	計 Total
1996	530 36	1,320 433	1,850 469	2,176 1,697	2,668 2,028	4,844 3,725	6,258 6,249	4,760 4,760	11,018 11,009	383 -	158 -	541 -	9,347 7,982	8,906 7,221	18,253 15,203
1997	345 54	1,220 565	1,565 619	1,882 1,450	2,827 2,170	4,709 3,621	6,757 6,706	5,924 5,924	12,682 12,630	382 -	370 -	752 -	9,366 8,211	10,342 8,660	19,708 16,871
1998	121 30	998 531	1,119 561	1,221 965	2,023 1,555	3,244 2,521	5,281 5,166	5,424 5,424	10,705 10,590	169 -	232 -	401 -	6,792 6,161	8,676 7,510	15,469 13,671
1999. 9	16 5	95 49	110 54	184 164	252 197	435 360	430 423	574 574	1,004 997	12 -	14 -	26 -	641 592	935 820	1,576 1,411
10	16 6	95 48	111 55	181 160	265 201	446 361	445 438	578 578	1,024 1,016	16 -	19 -	35 -	658 604	957 827	1,615 1,432
11	13 6	95 47	109 53	185 164	251 203	456 367	486 478	623 623	1,109 1,101	16 -	17 -	33 -	700 648	1,006 873	1,707 1,521
1~11 計	139 52	833 435	972 488	1,778 1,549	2,141 1,687	3,919 3,235	4,504 4,442	4,808 4,808	9,313 9,250	187 -	148 -	336 -	6,608 6,043	7,931 6,931	14,540 12,974

註: ① 上段은 總數量, 下段은 래디알 타이어
② 위 統計는 韓國, 錦湖, 宇成만의 것임.
③ OE: 新車用, RE: 交替用

Remarks: ① Each upsides are total figures, downsides are radial tires.

② Above figures are only Hankook, Kumho, Woosung.

③ OE: Original Equipment, RE: Replacement

資料: 大韓타이어工業協會

Source: Korea Tire Manufacturers Association.

自動車用 타이어 內需(新車用 및 交替用) 出荷現況(重量)
Domestic Shipment of Original Equipments & Replacements of Automobile Tires(Weight)

(單位: 톤)

(unit : ton)

年度別 year	트럭·버스용 Truck & Bus			輕트럭용 Light Truck			乗用車用 Passenger Car			建設·産業·農機械用 Off-The-Road(OTR) Industrial(ID) Agricultural (AG)			計 Total		
	新車用 OE	交替用 RE	計 Total	新車用 OE	交替用 RE	計 Total	新車用 OE	交替用 RE	計 Total	新車用 OE	交替用 RE	計 Total	新車用 OE	交替用 RE	計 Total
1996	24,350 2,331	74,354 28,820	98,704 31,150	25,068 16,378	36,238 22,851	61,307 39,229	51,034 51,002	39,856 39,856	90,890 90,858	10,341 -	5,126 -	15,466 -	110,793 69,711	155,574 91,527	266,367 161,238
1997	18,938 5,257	70,092 37,636	89,030 42,893	21,370 14,165	38,363 25,212	59,733 39,376	57,773 57,558	50,507 50,507	108,280 108,065	9,628 -	15,471 -	25,098 -	107,708 76,979	174,433 113,355	282,142 190,334
1998	5,764 1,771	57,736 33,957	63,499 35,728	13,550 9,726	27,757 18,711	41,306 28,437	43,774 43,315	46,979 46,979	90,753 90,294	5,730 -	9,109 -	14,839 -	68,818 54,813	141,580 99,647	210,398 154,459
1999. 9	740 313	5,465 3,123	6,205 3,436	1,955 1,606	3,298 2,312	5,253 3,918	3,712 3,681	5,013 5,013	8,725 8,694	367 -	426 -	793 -	6,774 5,600	14,202 10,448	20,976 16,048
10	796 401	5,469 3,095	6,265 3,496	1,935 1,586	2,451 2,285	5,386 3,871	3,973 3,942	5,034 5,034	9,007 8,977	550 -	516 -	1,066 -	7,254 5,929	14,470 10,414	21,724 16,343
11	663 350	5,470 3,040	6,133 3,390	1,970 1,610	3,645 2,391	5,612 4,000	4,285 4,252	5,433 5,433	9,718 9,686	532 -	485 -	1,017 -	7,446 6,212	15,034 10,864	22,480 17,076
1~11 計	6,877 3,169	48,399 28,129	55,276 31,298	18,960 15,234	28,669 20,040	47,626 35,273	39,070 38,825	41,838 41,837	80,907 80,664	5,913 -	4,443 -	10,356 -	70,820 57,228	123,350 90,006	194,165 147,235

註: ① 上段은 總數量, 下段은 래디알 타이어
② 위 統計는 韓國, 錦湖, 宇成만의 것임.
③ OE: 新車用, RE: 交替用

Remarks: ① Each upsides are total figures, downsides are radial tires.

② Above figures are only Hankook, Kumho, Woosung.

③ OE: Original Equipment, RE: Replacement

資料: 大韓타이어工業協會

Source: Korea Tire Manufacturers Association.

自動車 튜브레스 타이어 生産 및 出荷現況(數量 및 重量)
Production & Shipments of Automobile Tubeless Tires(Volume & Weight)

(單位 : 1,000個, 톤)

(unit : 1,000, ton)

年度別 year	트럭·버스용 Truck & Bus			輕트럭용 Light Truck			乗用車用 Passenger Car			建設·産業·農機械用 Off-The-Road(OTR) Industrial(ID) Agricultural(AG)			計 Total		
	生産 Production	出荷 (Shipments) 內需 Domestic 輸出 Exports		生産 Production	出荷 (Shipments) 內需 Domestic 輸出 Exports		生産 Production	出荷 (Shipments) 內需 Domestic 輸出 Exports		生産 Production	出荷 (Shipments) 內需 Domestic 輸出 Exports		生産 Production	出荷 (Shipments) 內需 Domestic 輸出 Exports	
1996	2,133 138,076	250 16,205	1,912 123,394	6,987 85,473	2,214 21,948	4,841 63,642	37,824 298,119	10,684 88,206	26,766 206,821	9 2,101	6 1,460	3 463	46,953 523,769	13,153 127,819	33,522 394,320
1997	2,158 138,532	316 22,251	1,765 111,537	7,184 90,899	1,759 19,124	5,222 72,324	38,239 304,390	12,246 104,836	26,731 203,834	15 2,432	10 1,795	5 633	47,595 536,252	14,331 148,006	33,723 388,328
1998	2,354 147,722	415 26,577	2,086 126,411	8,176 101,203	1,837 19,760	7,128 93,283	38,454 301,191	10,241 87,629	29,922 234,039	15 2,264	9 1,362	6 845	48,999 552,380	12,503 135,328	39,142 454,578
1999 9	217 13,638	41 2,646	174 10,847	736 9,674	276 2,853	519 7,425	3,513 29,127	955 8,342	2,659 21,394	2 230	1 157	- 43	4,468 52,669	1,273 13,998	3,352 39,708
10	240 7,617	43 2,729	736 11,209	906 11,490	265 2,740	562 7,811	3,957 24,003	973 8,576	2,743 22,155	2 215	1 184	- 32	5,105 43,326	1,282 14,230	4,042 41,206
11	243 7,797	42 2,699	196 12,294	853 10,984	267 2,811	567 7,959	3,980 24,049	1,029 9,063	3,042 24,368	2 236	1 160	1 75	5,078 43,067	1,339 14,733	3,806 44,696
1~11 計	2,537 144,399	364 23,364	2,651 131,050	8,180 109,475	2,339 24,513	5,815 80,827	40,343 310,089	8,812 77,088	31,071 245,170	19 2,407	11 1,554	5 618	51,079 566,371	11,525 126,520	39,543 457,665

註 : 上段은 數量, 下段은 重量
위 統計는 韓國, 錦湖, 宇成만의 것임.
資料 : 大韓타이어工業協會

Remarks : Each upsides are volume, downsides are weight.
Above figures are only Hankook, Kumho, Woosung.
Source : Korea Tire Manufacturers Association.

타이어 및 튜브 地域別 輸出現況(金額)
Exports of Tires & Tubes by Region(Value)

(單位 : 1,000달러)

(unit : FOB U\$ 1,000)

年度	地域 Southeast Asia	東南亞 Middle East	中東 Europe	歐洲 North America	北美 Latin America	中南美 Africa	아프리카 Oceania	大洋洲 Total
1996	164,867	253,912	453,238	273,346	213,651	108,439	81,209	1,548,662
1997	143,223	219,750	379,061	268,987	263,746	84,734	77,784	1,437,285
1998	95,178	180,047	461,040	337,047	305,861	98,609	74,596	1,552,378
1999. 11	8,700	15,181	32,143	29,237	19,358	6,369	4,872	115,860
(1~11 月計)	92,208	140,694	444,102	333,184	213,317	81,727	61,890	1,367,122
前年同期比(%) as % of 1998(1~11)	104.1	85.7	105.3	109.5	75.9	89.4	88.6	96.2

註 : 通關基準
資料 : 關稅廳 貿易統計

Remarks : Basis on customs clearance.
Source : Statistical yearbook of foreign trade.

통 계(국내)

自轉車用 · 運搬車用 · 二輪車用 타이어 및
Production & Shipments & Stocks of Bicycle ·

(單位: 1,000個)

年度別 year	自轉車用 타이어 · 튜브 Bicycle Tires & Tubes				運搬車用 타이어 · 튜브 Handcart Tires & Tubes			
	生産 Production	出荷 Shipments		在庫 Stocks	生産 Production	出荷 Shipments		在庫 Stocks
		內需 Domestic	輸出 Exports			內需 Domestic	輸出 Exports	
1996	7,966	2,137	5,412	1,319	673	579	142	162
	5,869	2,735	2,863	1,308	518	512	2	138
1997	6,786	2,391	4,534	1,220	622	449	210	119
	5,253	3,135	1,851	1,616	564	529	—	154
1998	6,191	1,770	4,532	980	167	165	2	62
	3,727	2,221	1,884	1,237	337	360	3	103
1999. 9	375	120	345	786	9	15	—	20
	231	162	92	584	20	26	—	40
10	581	114	422	1,019	12	5	—	28
	291	166	74	642	24	14	—	49
11	501	69	414	1,037	10	4	—	33
	244	78	123	685	12	16	—	45
1~8計	5,319	1,459	4,144	1,037	147	174	2	33
	2,703	1,903	1,348	685	251	309	—	45

註: 上段은 타이어, 下段은 튜브
資料: 大韓타이어工業協會

自轉車用 · 運搬車用 · 二輪車用 타이어 및
Production & Shipments & Stocks of Bicycle ·

(單位: 톤)

年度別 year	自轉車用 타이어 · 튜브 Bicycle Tires & Tubes				運搬車用 타이어 · 튜브 Handcart Tires & Tubes			
	生産 Production	出荷 Shipments		在庫 Stocks	生産 Production	出荷 Shipments		在庫 Stocks
		內需 Domestic	輸出 Exports			內需 Domestic	輸出 Exports	
1996	4,766	1,345	2,898	814	2,930	2,472	688	425
	1,234	514	547	247	205	213	1	57
1997	3,725	1,473	2,477	822	3,125	2,202	1,128	625
	1,016	609	331	308	251	233	—	119
1998	3,502	1,114	2,511	527	372	408	5	185
	688	389	318	198	92	92	1	29
1999. 9	214	731	200	486	26	44	—	59
	41	27	17	93	9	12	—	17
10	354	75	245	681	37	14	—	81
	50	27	14	100	10	6	—	21
11	293	43	239	652	29	13	—	98
	45	14	23	123	6	7	—	20
1~11計	3,175	956	2,315	652	405	499	4	98
	489	324	235	123	98	132	—	20

註: 上段은 타이어, 下段은 튜브
資料: 大韓타이어工業協會

튜브 生産 · 出荷 · 在庫現況(數量)
Handcart · Motorcycle Tires & Tubes(Volume)

(unit : 1,000)

二輪車用 타이어 · 튜브 Motorcycle Tires & Tubes				計 Total			
生産 Production	出荷 Shipments		在庫 Stocks	生産 Production	出荷 Shipments		在庫 Stocks
	內需 Domestic	輸出 Exports			內需 Domestic	輸出 Exports	
2,926	1,264	1,494	349	11,564	3,979	7,049	1,830
6,187	2,297	3,607	736	12,574	5,544	6,472	2,183
2,692	1,477	1,278	292	10,100	4,317	6,022	1,631
3,755	1,874	2,310	280	9,573	5,537	4,160	2,050
2,390	1,228	1,269	394	8,749	3,163	5,803	1,436
3,454	1,622	1,798	340	7,518	4,202	3,685	1,680
182	147	84	206	566	282	430	1,012
195	101	147	273	447	290	239	896
251	144	85	240	844	262	507	1,287
227	134	157	208	542	314	231	899
244	129	93	262	754	203	507	1,333
216	73	47	305	472	167	169	1,035
2,569	1,501	1,140	262	8,034	3,135	5,286	1,333
2,746	1,274	1,566	305	5,701	3,486	2,913	1,035

Remarks : Each upsides are tires, downsides are tubes.
Source : Korea Tire Manufacturers Association.

튜브 生産 · 出荷 · 在庫現況(重量)
Handcart · Motorcycle Tires & Tubes(Weight)

(unit : ton)

二輪車用 타이어 · 튜브 Motorcycle Tires & Tubes				計 Total			
生産 Production	出荷 Shipments		在庫 Stocks	生産 Production	出荷 Shipments		在庫 Stocks
	內需 Domestic	輸出 Exports			內需 Domestic	輸出 Exports	
6,421	2,965	3,036	792	14,116	6,782	6,612	2,031
2,478	881	1,250	294	3,917	1,609	1,799	598
5,632	3,779	2,433	717	12,482	7,455	6,037	2,164
1,531	750	812	81	2,798	1,592	1,142	508
7,113	3,796	3,689	1,025	10,987	5,318	6,205	1,737
1,300	563	628	125	2,081	1,043	948	353
714	569	233	755	904	686	433	1,300
81	44	60	117	130	82	78	226
1,118	799	256	1,302	1,509	887	502	2,064
92	51	65	79	153	84	79	200
871	535	247	913	1,194	591	486	1,664
87	26	19	116	137	47	42	259
9,050	5,639	3,741	913	12,631	7,092	6,061	1,664
1,085	492	572	116	1,672	948	809	259

Remarks : Each upsides are tires, downsides are tubes.
Source : Korea Tire Manufacturers Association.

自動車 타이어 種類別 輸入現況(數量 및 金額)

Imports of Automobile Tires(Volume & Value)

(單位 : 個, 1,000달러)

(unit : each, U\$ 1,000)

年度別 Year	乗用車用 Passenger Car		트럭·버스用 Truck & Bus		産業用 또는 農耕用 Industrial Vehicles or Agricultural Machinery		其他 Others		計 Total	
	數量 Volume	金額 Value	數量 Volume	金額 Value	數量 Volume	金額 Value	數量 Volume	金額 Value	數量 Volume	金額 Value
1996	1,906,911	64,059	102,384	8,469	462,282	6,180	78,527	848	2,550,104	79,556
1997	1,529,451	52,086	73,097	6,391	617,904	5,780	179,157	1,686	2,399,609	65,943
1998	740,350	24,293	60,631	4,625	516,259	4,820	73,075	1,030	1,390,315	34,768
1999. 10	128,341	4,222	4,871	375	79,287	536	22,880	42	235,379	5,175
11	127,594	4,424	11,677	1,247	86,798	365	73,063	107	299,132	6,143
1~11計	1,108,838	37,339	85,341	7,572	744,320	5,031	242,696	952	2,181,195	50,894

資料 : 關稅廳 貿易統計

Source : Statistical yearbook of foreign trade.

乗用車用 래디알 타이어 國家別 輸入現況(數量 및 金額)

Imports of Passenger Car Radial Tires(Volume & Value)

(單位 : 個, 1,000달러)

(unit : each, U\$ 1,000)

年度別 Year	美 國 U. S. A.	캐나다 Canada	프랑스 France	獨 逸 Germany	이태리 Italy	英 國 U. K.	스페인 Spain	日 本 Japan	其他 Others	計 Total
1996	280,709	92,661	188,441	452,583	180,472	115,631	45,594	130,973	345,856	1,832,920
	12,130	4,358	6,457	15,578	6,655	3,491	1,546	3,154	10,453	63,822
1997	275,704	88,572	43,002	125,282	122,630	47,220	156,406	307,928	336,314	1,503,058
	11,518	3,964	1,516	5,361	4,241	1,653	6,753	8,078	8,704	51,788
1998	95,157	27,904	22,942	69,954	60,636	112,138	44,534	195,665	97,327	726,257
	4,005	1,178	663	2,926	2,344	3,580	1,787	5,454	2,082	24,019
1999. 10	23,795	7,435	2,656	12,390	20,645	3,899	202	32,129	17,525	120,676
	932	288	76	453	740	121	14	1,091	346	4,061
11	20,014	7,405	2,039	6,352	16,914	4,249	392	36,065	26,644	120,074
	846	286	73	255	663	117	15	1,322	603	4,220
1~11計	179,885	27,880	32,543	106,967	109,204	42,751	1,539	335,373	222,263	1,058,405
	7,356	1,108	1,149	4,226	4,086	1,255	70	12,106	4,911	36,267

註 : 上段은 數量, 下段은 金額

Remarks : Each upsides are volume, downsides are value.

資料 : 關稅廳 貿易統計

Source : Statistical yearbook of foreign trade.

트럭·버스용 래디알 타이어 國家別 輸入現況(數量 및 金額)

Imports of Truck & Bus Radial Tires(Volume & Value)

(單位 : 個, 1,000달러)

(unit : each, U\$ 1,000)

年度別 Year	美 國 U. S. A.	캐나다 Canada	프랑스 France	獨 逸 Germany	이태리 Italy	英 國 U. K.	스페인 Spain	日 本 Japan	其他 Others	計 Total
1996	677	4	13,623	26,589	4,143	19,152	3,331	25,885	44	93,448
	54	1	2,350	1,526	611	2,215	603	861	8	8,229
1997	1,239	—	15,172	25,396	423	16,057	2,051	6,387	4,128	70,853
	118	—	1,912	1,424	88	1,605	390	291	316	8,229
1998	846	—	8,607	4,938	1,792	14,836	1,185	10,105	13,809	56,118
	105	—	1,043	188	194	1,106	187	880	657	4,360
1999.10	408	—	1,199	200	—	2,437	432	—	195	4,871
	32	—	84	5	—	173	62	—	19	375
11	101	—	4,177	—	226	2,476	489	3,640	568	11,677
	7	—	545	—	8	172	69	432	14	1,247
1~11計	4,039	—	20,492	5,942	1,043	21,523	3,945	14,854	11,072	82,910
	320	—	2,420	274	101	1,504	582	1,671	646	7,518

註 : 上段은 數量, 下段은 金額

Remarks : Each upsides are volume, downsides are value.

資料 : 關稅廳 貿易統計

Source : Statistical yearbook of foreign trade.

自轉車用 타이어 國家別 輸入現況(數量 및 金額)

Imports of Bicycle Tires(Volume & Value)

(單位: 個, 달러)

(unit : each, U \$)

年度別 Year	中國 P. R. China	프랑스 France	인도네시아 Indonesia	이태리 Italy	日本 Japan	泰國 Thailand	臺灣 Taiwan	美國 U. S. A.	기 타 Others	計 Total
1997	245,050	—	5,678,662	3,010	1,670	13,400	—	150	100	5,942,042
	425,839	—	6,353,927	37,033	13,849	27,690	—	1,359	1,547	6,861,244
1998	71,902	—	4,468,726	1,686	2,727	17,000	6,055	225	3,758	4,572,079
	132,288	—	3,818,001	13,922	18,823	29,896	7,989	1,772	22,704	4,045,395
1999. 10	36,786	—	182,785	360	200	18,300	6	—	—	243,437
	65,002	—	313,455	2,560	6,472	14,821	31	—	—	402,341
11	22,100	—	85,460	—	216	7,500	—	—	—	115,276
	39,833	—	137,951	—	2,418	11,812	—	—	—	192,014
1~11 計	338,012	165	1,933,966	970	3,916	32,800	776	374	—	2,310,979
	638,581	1,928	2,765,227	6,200	39,468	14,129	3,433	4,309	—	3,500,275

註: 上段은 數量, 下段은 金額
資料: 關稅廳 貿易統計

Remarks : Each upsides are volume, downsides are value.
Source : Statistical yearbook of foreign trade.

自轉車用 튜브 國家別 輸入現況(數量 및 金額)

Imports of Bicycle Tubes(Volume & Value)

(單位: 個, 달러)

(unit : each, U \$)

年度別 Year	中國 P. R. China	프랑스 France	인도네시아 Indonesia	이태리 Italy	日本 Japan	泰國 Thailand	臺灣 Taiwan	기 타 Others	計 Total
1997	4,110	—	6,000	300	800	6,000	—	50	17,260
	3,082	—	4,527	10,139	2,218	4,520	—	80	24,566
1998	—	—	81,230	—	90	12,000	3,200	106	96,626
	—	—	44,523	—	1,180	3,560	4,031	207	53,501
1999. 10	—	—	211,800	—	—	—	—	68	211,800
	—	—	146,096	—	—	—	—	200	146,096
11	—	—	119,630	—	—	—	—	200	119,830
	—	—	74,528	—	—	—	—	325	74,853
1~11 計	5,140	—	1,343,148	—	1	—	200	428	1,348,917
	5,819	—	1,050,139	—	18	—	342	1,435	1,057,753

註: 上段은 數量, 下段은 金額
資料: 關稅廳 貿易統計

Remarks : Each upsides are volume, downsides are value.
Source : Statistical yearbook of foreign trade.

통 계(해외)

世界 主要國의 天然고무 및
Production & Consumption of

生 産 (單位:1,000톤)

區分 年度別	天 然 高 무											計
	泰 國	인 도 네시아	말 레 이지아	印 度	中 國	베트남	스 리 랑 카	나 이 지리아	코트디 브와르	필리핀		
1997	2,032.7	1,504.8	971.1	580.3	444.0	201.0	105.8	65.0	108.0	64.8	6,380	
1998. 1	209.8	124.7	84.3	64.8	37.0	18.0	7.3	8.0	9.0	5.5	620	
2	209.7	117.8	68.5	28.2	37.0	19.0	8.8	8.5	9.0	5.0	500	
3	187.6	130.9	62.0	29.7	37.0	19.0	8.0	7.0	8.0	5.5	520	
4	125.5	141.4	51.6	41.8	37.0	16.0	8.1	7.5	8.0	5.5	470	
5	129.3	113.2	57.6	47.6	37.0	17.0	8.6	6.0	8.0	5.0	430	
6	177.7	83.9	71.4	41.2	37.0	17.0	9.1	5.5	8.0	5.5	480	
7	200.8	174.5	83.8	38.6	38.0	18.0	7.7	6.0	9.0	5.5	600	
8	216.9	212.1	81.2	46.0	38.0	17.0	7.5	6.5	10.0	5.0	650	
9	196.6	203.0	87.8	51.0	38.0	18.0	8.3	6.0	10.0	5.5	640	
10	207.3	131.6	81.4	57.1	38.0	19.0	6.8	6.5	10.0	5.5	610	
11	165.9	149.4	73.8	74.0	38.0	20.0	7.0	6.0	10.0	5.0	570	
12	188.8	131.5	82.3	71.1	38.0	21.0	8.5	6.5	9.6	5.5	590	
計	2,215.9	1,714.0	885.7	591.1	450.0	219.0	95.7	80.0	108.6	64.0	6,700	
1999. 1	168.2	121.0	75.9	69.7	38.0	20.0	7.9	7.0	9.0	5.5	540	
2	173.0	134.2	81.6	31.5	39.0	20.0	9.2	7.5	9.0	5.0	530	
3	182.2	161.2	72.0	35.4	38.0	20.0	9.9	6.0	9.0	5.5	580	
4	144.2	123.6	53.0	43.3	38.0	19.0	8.4	6.0	10.0	5.5	480	
5	127.7	136.1	52.7	37.7	39.0	19.0	8.8	5.5	10.0	5.0	470	
6	209.5	116.0	63.7	35.0	38.0	19.0	7.1	5.0	10.0	5.5	550	
7	140.1	168.8	67.0	35.0	38.0	20.0	8.0	6.0	10.0	5.5	540	
8	127.4		64.4									
9												
10												
11												
12												
計												

使 用 (單位:1,000톤)

年度別	美 國 ^①			日 本			中 國			韓 國		
	天然	合成	計	天然	合成	計	天然	合成	計	天然	合成	計
1997	1,044.1	2,322.7	3,366.8	713.0	1,163.0	1,876.0	910.0	995.0	1,905.0	302.0	405.5	707.5
1998. 1	104.4	196.5	300.9	53.8	84.9	138.7	68.0	81.0	149.0	21.0	27.0	48.0
2	76.6	192.5	269.1	57.9	91.5	149.4	68.0	81.0	149.0	21.0	27.0	48.0
3	102.7	214.8	317.5	61.2	96.7	157.9	68.0	81.0	149.0	20.0	27.0	47.0
4	81.0	194.4	275.4	60.9	95.2	156.1	68.0	81.0	149.0	24.0	17.0	41.0
5	98.0	199.8	297.8	54.6	85.3	139.9	68.0	81.0	149.0	24.0	17.0	41.0
6	92.9	201.4	294.3	60.6	94.6	155.2	68.0	81.0	149.0	25.0	18.0	43.0
7	96.4	192.0	288.4	62.5	96.7	159.2	71.0	84.0	155.0	23.0	24.0	47.0
8	91.7	204.5	296.2	50.8	78.5	129.3	71.0	84.0	155.0	23.0	24.0	47.0
9	119.1	202.2	321.3	61.8	95.6	157.4	70.0	85.0	155.0	24.0	25.0	49.0
10	104.8	200.3	305.1	64.1	103.8	167.9	73.0	87.0	160.0	26.0	23.0	49.0
11	78.4	181.2	259.6	62.3	100.9	163.2	73.0	87.0	160.0	26.0	23.0	49.0
12	111.4	174.8	286.2	56.8	92.0	148.8	73.0	87.0	160.0	25.0	24.8	49.8
計	1,157.4	2,354.4	3,511.8	707.3	1,115.7	1,823.0	839.0	1,000.0	1,839.0	282.0	276.8	558.8
1999. 1	90.0	166.0	256.0	55.2	82.2	137.4	70.0	90.0	160.0	26.0	25.0	51.0
2	90.0	165.0	255.0	60.2	89.8	150.0	70.0	90.0	160.0	26.0	25.0	51.0
3	90.0	192.0	282.0	65.5	97.6	163.1	71.0	90.0	161.0	25.0	24.0	49.0
4	89.0	178.0	267.0	61.3	97.7	159.0	69.0	105.0	174.0	27.0	25.0	52.0
5	89.0	170.0	259.0	55.1	87.8	142.9	69.0	105.0	174.0	27.0	25.0	52.0
6	88.0	180.0	268.0	61.8	98.5	160.3	69.0	105.0	174.0	28.0	25.0	53.0
7	74.0	180.0	254.0	64.9	101.6	166.5	69.0	105.0	174.0	28.0	25.0	53.0
8												
9												
10												
11												
12												
計												

註: ① 모든 데이터는 미국고무협회(R.M.A)에서 나온 것임.

資料: IRSG(International Rubber Study Group)의 Rubber Statistical Bulletin(1999. 11. Vol. 54 No. 2)

합성고무 生産 및 使用現況(重量)
Natural & Synthetic Rubber(Weight)

(unit : 1,000tons)

합 성 고 무											區分 國家	年度別
美 國	日 本	러시아	프랑스	中 國	韓 國	獨 逸	英 國	이태리	브라질	世界 (計)		
2,589.0	1,591.5	724.9	594.9	599.7	540.1	555.1	294.3	295.0	336.0	10,090	1997	
230.0	142.8	50.0	54.3	41.0	50.8	50.0	23.2	25.0	28.0	850	1998.	1
200.0	124.9	44.9	49.4	34.5	43.4	50.0	21.0	26.0	28.0	780		2
230.0	106.4	52.4	52.2	55.1	38.7	50.2	23.3	27.0	28.0	830		3
220.0	127.8	50.0	51.9	53.3	48.0	48.0	21.8	26.0	28.0	840		4
240.0	131.4	51.2	57.1	53.9	36.2	48.0	22.2	27.0	28.0	870		5
210.0	124.9	50.0	48.6	43.5	36.6	47.5	21.9	25.0	28.0	810		6
220.0	134.0	55.0	43.5	41.5	44.5	55.0	20.9	24.0	28.0	840		7
210.0	123.2	55.0	46.3	39.4	51.3	55.0	9.3	11.0	29.0	800		8
230.0	110.2	55.0	51.2	39.1	45.5	55.0	19.6	23.0	28.0	820		9
210.0	116.1	55.0	54.6	53.6	46.0	53.0	25.1	26.0	28.0	850		10
200.0	135.9	55.0	52.0	72.8	46.0	53.0	22.6	26.0	29.0	860		11
210.0	142.5	47.0	44.4	61.3	46.0	54.3	21.3	24.0	28.0	850		12
2,610.0	1,520.1	621.0	605.5	589.0	533.0	619.0	252.2	290.0	338.0	10,010	計	
200.0	137.8	55.0	51.9	52.5	45.0	58.0	25.8	25.0	30.0	850	1999.	1
180.0	123.5	55.0	49.9	48.6	45.0	58.0	22.3	26.0	30.0	810		2
209.0	120.6	63.2	55.8	64.1	45.0	56.9	27.9	25.0	30.0	870		3
195.0	136.0	55.0	48.0	59.5	45.0	50.0	25.3	26.0	30.0	840		4
205.0	135.1	55.0	54.8	60.8	45.0	50.0	19.3	25.0	30.0	860		5
190.0	120.1	55.0	49.7		45.0	50.0	26.4	26.0	30.0	830		6
190.0	135.2	55.0	50.0		45.0		22.2	25.0	30.0	840		7
							15.5					8
							24.2					9
												10
												11
												12
											計	

(unit : 1,000tons)

프 랑 스			獨 逸			러 시 아			英 國			世界(計)			年度別
天然	合成	計	天然	合成	計	天然	合成	計	天然	合成	計	天然	合成	計	
192.3	416.2	608.5	212.0	501.0	713.0	9.0	450.0	459.0	119.0	235.0	354.0	6,500	10,000	16,500	1997
19.0	39.5	58.5	18.0	40.0	58.0	0.5	30.0	30.5	12.0	20.0	32.0	540	820	1,360	1998.
15.0	34.9	49.9	18.0	40.0	58.0	0.5	30.0	30.5	12.0	20.0	32.0	510	810	1,320	2
20.8	38.0	58.8	20.0	46.0	66.0	0.0	30.0	30.0	12.0	19.0	31.0	560	850	1,410	3
22.0	36.4	58.4	21.0	46.0	67.0	0.5	30.0	30.5	12.0	14.0	26.0	530	820	1,350	4
17.4	43.4	60.8	20.0	45.0	65.0	0.5	30.0	30.5	11.0	13.0	24.0	530	810	1,340	5
21.7	36.9	58.6	21.0	47.0	68.0	0.5	30.0	30.5	11.0	13.0	24.0	560	810	1,370	6
17.7	32.3	50.0	22.0	52.0	74.0	0.5	30.0	30.5	12.0	15.0	27.0	540	810	1,350	7
14.2	30.5	44.7	19.0	45.0	64.0	0.5	30.0	30.5	12.0	14.0	26.0	540	800	1,340	8
19.4	40.5	59.9	22.0	53.0	75.0	0.5	30.0	30.5	12.0	14.0	26.0	580	850	1,430	9
21.9	39.9	61.8	23.0	57.0	80.0	0.5	30.0	30.5	11.0	13.0	24.0	580	850	1,430	10
17.4	43.6	61.0	23.0	55.0	78.0	0.5	30.0	30.5	11.0	13.0	24.0	550	830	1,380	11
16.5	35.5	52.0	20.0	43.0	63.0	0.0	28.0	28.0	11.0	13.0	24.0	560	810	1,370	12
223.0	451.4	674.4	247.0	569.0	816.0	5.0	358.0	363.0	139.0	181.0	320.0	6,580	9,870	16,450	計
18.2	40.1	58.3	17.0	41.0	58.0	0.5	30.0	30.5	11.0	18.0	29.0	500	780	1,280	1999.
16.2	35.4	51.6	18.0	44.0	62.0	0.5	35.0	35.5	11.0	18.0	29.0	530	790	1,320	2
19.6	41.6	61.2	20.0	50.0	70.0	0.5	30.0	30.5	11.0	18.0	29.0	570	870	1,440	3
30.4	34.2	64.6	16.0	45.0	61.0	0.5	30.0	30.5	10.0	17.0	27.0	590	840	1,430	4
15.8	43.6	59.4	15.0	41.0	56.0	0.5	35.0	35.5	10.0	17.0	27.0	530	830	1,360	5
22.5	38.9	61.4	17.0	46.0	63.0	0.5	30.0	30.5	10.0	17.0	27.0	530	840	1,370	6
20.0	40.0	60.0	17.0	45.0	62.0	0.5	30.0	30.5	10.0	18.0	28.0	530	830	1,360	7
															8
															9
															10
															11
															12
															計

Remarks : ① All data from Rubber Manufacturers Association(R.M.A.)

Source : IRSG(International Rubber Study Group) Rubber Statistical Bulletin(Vol. 53. No. 11, August 1999)

全國自動車登録現況(數量)
Automobile Population(Volume)

(單位:臺)

1999年 12월말 현재 (unit : each)

차종별	시·도별	1999년 12월말 현재 (unit : each)																
		서울	부산	대구	인천	광주	대전	울산	경기	강원	충북	충남	전남	전북	경북	경남	제주	합계
합계	계	2,297,726	760,699	648,056	593,380	310,969	350,740	274,535	2,245,744	392,325	362,139	448,945	443,822	432,333	703,820	746,325	152,168	11,163,728
	소계	1,762,927	534,132	466,020	423,051	220,504	257,576	209,621	1,605,090	258,653	235,026	281,563	280,901	262,695	456,549	500,989	91,906	7,837,206
승용차	계	1,689,026	511,965	444,249	424,000	206,695	245,649	196,396	1,514,346	236,486	218,136	261,429	262,757	234,150	427,927	475,037	84,654	7,416,590
	소계	1,671,038	509,098	443,675	402,995	205,154	244,487	186,321	1,508,034	235,883	217,837	260,658	261,764	233,108	426,971	473,451	84,506	7,316,300
승용차	1,000 cc 미만	91,365	39,650	39,814	32,938	13,805	20,650	14,534	123,709	25,648	21,240	23,354	21,177	19,244	47,720	52,806	11,105	597,662
	1,000 cc 미만	788,258	289,618	235,401	234,862	111,205	137,351	111,325	857,402	133,251	125,684	148,936	146,928	129,655	240,954	272,859	49,894	3,993,403
승용차	2,000 cc 미만	693,153	182,195	153,099	125,057	74,224	80,973	67,022	482,209	71,352	65,531	80,693	86,759	77,586	127,765	137,225	21,639	2,526,563
	2,500 cc 이상	51,130	9,978	8,569	5,960	3,751	3,645	3,500	27,428	3,586	3,483	4,918	4,261	4,151	6,554	6,403	1,249	148,546
승용차	2,500 cc 이상	47,132	7,657	5,692	4,178	2,429	1,948	1,940	18,746	2,066	1,896	2,747	2,639	2,472	3,978	4,158	619	110,126
	소계	18,668	2,867	1,674	1,005	1,541	1,182	576	5,854	603	599	791	959	1,042	956	1,586	148	39,980
승용차	1,500 cc 미만	11	6	5	1	1	1	1	1	1	1	1	1	1	1	1	1	56
	2,000 cc 미만	5,100	713	486	271	430	513	133	1,589	159	128	159	203	239	205	383	23	10,734
승용차	2,500 cc 미만	4,114	636	379	246	390	214	145	1,401	135	148	205	225	247	241	416	27	9,169
	2,500 cc 이상	9,231	1,506	804	487	696	443	295	2,831	302	315	417	558	551	504	777	88	19,805
승용차	계	6,478	2,091	1,207	725	1,583	1,128	774	7,584	2,188	1,666	1,950	2,087	2,089	2,998	4,438	988	39,876
	소계	2,221	383	349	206	146	136	116	1,165	241	170	200	251	352	369	55	32	6,947
승용차	계	66,208	19,928	19,571	17,206	12,173	10,681	9,847	82,625	19,873	14,837	18,060	16,004	16,405	25,473	23,398	6,240	376,529
	소계	203,208	65,691	49,709	56,958	26,762	29,448	19,239	220,763	37,146	32,533	39,354	36,852	40,009	53,545	61,094	14,235	965,515
승용차	1,500 cc 미만	635	148	93	120	53	120	53	107	683	106	87	84	57	71	151	21	2,519
	2,000 cc 미만	623	146	91	119	50	119	50	107	579	105	86	84	56	69	149	116	24
승용차	2,000 cc 이상	12	2	1	2	1	2	1	2	1	2	1	2	1	2	1	2	29
	계	204,638	66,155	50,059	67,295	26,943	29,658	19,395	222,139	37,579	32,848	38,765	37,287	40,397	54,071	61,599	14,351	993,169
승용차	계	203,208	65,691	49,709	56,958	26,762	29,448	19,239	220,763	37,146	32,533	39,354	36,852	40,009	53,545	61,094	14,235	965,515
	소계	10,023	3,449	1,661	70	484	363	619	1,021	841	773	1,056	1,060	1,072	1,374	1,524	327	26,724
승용차	시제	1,790	732	693	2,607	987	371	327	6,570	783	613	907	666	1,864	675	1,796	348	14,022
	내국	1,790	732	693	2,607	987	371	327	6,570	783	613	907	666	1,864	675	1,796	348	14,022
승용차	계	191,395	61,516	47,155	54,281	25,291	28,114	18,293	206,113	34,876	30,502	34,440	34,140	50,406	56,967	12,767	923,211	
	소계	151	10	10	10	10	10	10	10	10	10	10	10	10	10	10	10	10
승용차	15인 이하	164,668	58,954	45,394	52,407	23,985	27,129	16,999	195,005	33,889	28,838	33,598	32,276	34,196	47,208	52,995	12,288	882,627
	25인 이하	2,770	919	826	704	577	435	511	1,149	733	651	757	751	909	1,172	1,133	277	16,274
승용차	35인 이하	1,436	507	241	325	225	217	226	1,570	342	344	397	374	423	528	635	97	7,987
	50인 이상	2,465	1,110	679	819	399	326	549	3,110	400	631	646	729	717	1,484	1,823	102	15,991
승용차	계	1,430	464	350	337	181	210	156	1,376	433	315	371	435	389	526	565	116	7,654
	소계	785	242	187	166	95	125	86	932	253	190	222	273	218	275	331	43	4,443
승용차	승용차	35	26	37	45	11	8	21	156	57	34	61	59	45	75	83	27	779
	기타	22	10	6	6	5	5	2	8	3	5	3	3	3	5	6	1	118
승용차	계	522	180	114	100	66	67	45	279	112	83	95	95	123	171	142	42	2,230
	소계	329,019	155,775	131,147	110,030	62,605	62,879	44,069	413,320	94,876	92,676	127,041	124,470	135,754	188,958	179,808	45,691	2,296,116
승용차	계	215,896	112,229	94,373	76,703	41,337	40,226	30,471	300,107	67,938	66,761	98,011	88,517	108,750	143,394	134,105	32,676	1,649,514
	소계	215,296	112,031	94,259	76,631	41,259	40,165	30,341	299,585	67,749	66,627	97,700	88,192	108,490	142,828	133,668	32,644	1,645,367
승용차	1분 이하	170,729	89,897	77,259	69,187	32,880	32,225	25,023	228,991	54,296	53,238	79,885	71,611	87,132	120,756	109,310	28,229	1,321,178
	3분 이하	28,743	10,897	8,528	9,476	4,130	3,921	2,396	43,427	6,321	5,975	8,741	7,490	9,491	11,040	11,939	2,528	175,043
승용차	5분 이하	5,740	3,634	2,408	2,157	1,549	1,160	863	11,224	2,719	2,375	3,657	2,807	3,532	3,981	4,348	932	59,506
	8분 이하	5,747	3,572	3,410	2,375	1,013	1,234	829	9,631	2,126	2,870	3,571	3,128	3,402	4,307	4,852	616	52,683
승용차	10분 이하	1,029	1,010	1,150	432	464	373	294	1,837	390	660	391	706	512	681	872	115	10,916
	12분 이상	1,791	1,742	760	1,234	765	581	388	2,404	910	799	633	1,174	1,174	930	1,205	159	16,629
승용차	계	1,519	1,279	744	1,240	478	671	508	2,971	987	710	622	876	1,257	1,134	1,042	85	15,852
	소계	3,336	3,882	1,237	1,104	540	687	627	2,231	2,293	2,687	2,947	3,080	5,043	3,937	623	35,614	
승용차	1분 이하	307	176	140	88	113	208	140	1,099	1,110	1,360	1,045	972	2,266	2,019	213	12,459	
	5분 이하	2,692	572	874	857	355	260	242	2,542	707	547	904	973	1,451	1,985	1,345	206	16,512
승용차	12분 이상	309	207	202	134	65	106	93	1,085	384	384	739	496	656	734	566	70	6,330
	계	59	28	15	26	5	7	13	19	30	1	1	1	1	1	1	1	34
승용차	계	86,847	27,043	28,863	21,441	16,214	17,894	8,186	80,001	17,969	17,871	19,045	26,265	17,376	29,013	29,829	10,541	454,498
	소계	86,434	26,781	28,692	21,326	16,092	17,778	8,090	79,140	17,726	17,597	18,563	25,955	16,880	28,443	29,456	10,503	449,456
승용차	1분 이하	401	241	159	109	115	112	92	830	241	258	400	306	495	561	367	138	4,905
	5분 이하	28	23	12	7	4	4	3	1	2	1	2	1	1	1	1	1	6
승용차	계	21,937	15,516	16,074	10,782	4,514	4,172	4,543	28,468	6,718	5,749	7,288	7,384	8,548	12,508	11,939	1,751	158,590
	소계	2,115	596	566	578	261	216	337	2,384	572	544	544	444	683	882	733	96	11,351
승용차	정면	56	3	7	4	6	2	3	5	6	9	6	2	13	17	12	2	201
	상승	237	9	19	67	7	24	8	119	43	29	36	37	83	85	36	7	782
승용차	상승	236	79	82	124	23	60	108	427	197</								