

Computational Study on the Isomers of Cyanopolyacetylenes $H(C\equiv C)_n C\equiv N$ ($n=1-3$)

Suk-Chin Lee, Sung-Woo Park, and Sungyul Lee*

Department of Chemistry, Kyunghee University, Kyungki-Do 449-701, Korea

Received March 23, 2000

Density functional theory calculations are presented for the geometrical isomers of the cyanopolyacetylenes $H(C\equiv C)_n C\equiv N$ ($n = 1-3$). The structures, harmonic frequencies and dipole moments are computed, employing the 6-311G** basis set. The energies of barrier to isomerization (exchange of carbon and nitrogen atoms) are also computed in order to estimate the stability of the isomers in interstellar space.

Introduction

Carbon clusters with bonds to the nitrogen atoms have been paid much attention recently due to their astrophysical abundance. A variety of nitrogen-containing carbon clusters were observed in interstellar clouds along with those mixed with other heteroatoms such as O,^{1,2} S³⁻⁶ and Si.⁷ Among these carbon clusters, cyanopolyacetylenes, $H(C\equiv C)_n C\equiv N$ with long carbon chains, up to $HC_{11}N$,⁸ were observed in interstellar medium. The structures and vibrational frequencies were measured, and numerous *ab initio* computations⁹⁻¹² were also carried out.

In contrast to the cyanopolyacetylenes, studies on their geometrical isomers were relatively scarce. It is well known that the cyanopolyacetylenes are the lowest-energy structures, and the abundance of the geometrical isomers of cyanopolyacetylenes is considered to be smaller than the cyanopolyacetylenes in interstellar medium. The relative abundance of HCN and HNC is a good example, and the ratio $[HCN]/[HNC]$ was estimated¹³ to be 1.55. However, HC_2NC ¹⁴ and HNC_3 ,¹⁵ which are the isomers of HC_3N , do exist in interstellar medium. Further experimental studies may lead to observation of other isomers with longer carbon chains, and computational studies on them will surely help elucidate their structures and spectroscopic properties.

Another motivation to study the geometrical isomers of cyanopolyacetylenes is the fact that the bonding to the nitrogen atoms may change the structure and chemical reactivity of the carbon clusters. It was found that lowest-energy structures of the pure carbon clusters up to C_{10} are linear. The cyanopolyacetylenes, with alternating single and triple bonds, are also known to be linear up to $HC_{11}N$. The chemical bonds of the geometrical isomers of $H(C\equiv C)_n C\equiv N$ are, however, much more complicated, and no simple canonical structures may be assigned for these molecules. Presumably, several resonance structures due to the unpaired electrons of the nitrogen atom may contribute to the overall bonding character, as is the case for H_2C_nO [Ref. 16] ($n = 2-6$). In the present article, we predict the structures and the spectroscopic properties of the geometrical isomers of $H(C\equiv C)_n C\equiv N$ ($n = 1-3$) employing the density functional theory (BLYP/6-311G**) method, which we found very economical and also accurate compared with other correlated methods for the carbon clusters in a number of previous works.¹⁶⁻²⁰ The rela-

tive stability of some isomers is also studied by computing the energies of the barriers to isomerization.

Computational Methods

In this study all the calculations were carried out using the GAUSSIAN 94 set of programs²¹ on DEC alpha work stations. The density functional theory with the exchange functional by Becke²² and correlation functional by Lee *et al.*²³ (BLYP) were employed with the 6-311G** basis sets. All the molecules studied in this work are *planar*, except for a transition state. Dipole moments and rotational constants were computed along with the harmonic frequencies. The structures of the transition states were obtained by verifying that one of the harmonic frequencies be imaginary. Energy barriers for the isomerization reactions (exchange of carbon and nitrogen atoms) were computed by subtracting the energies of the stationary structures from those of the transition states, including the zero-point energies.

Results

Table 1 presents the relative energies of the cyanopolyacetylenes $H(C\equiv C)_n C\equiv N$ ($n = 1-3$) and their geometrical isomers. The cyanopolyacetylenes $H(C\equiv C)_n C\equiv N$ are the most stable, and other isomers are 20-80 kcal/mol higher in energies. The $HC_{2n}NC$ ($n = 1-3$) molecules, which are formed by the exchange of the terminal carbon and the nitrogen atoms, are the second most stable structures, lying about 27 kcal/mol above the corresponding cyanopolyacetylenes. On the other hand, $HCNC_{2n}$ ($n = 1-3$) molecules are found to be the least stable, 70-80 kcal/mol higher in energies than the corresponding cyanopolyacetylenes. Isomers with the H-N bonding, HNC_{2n+1} , are predicted to be the third most stable structures in each series. Those with the generic structures of $HCNC_{2n}$ are found to be the least stable, when the zero point energies are considered. These differences in energies between the isomers would, of course, determine their relative abundance in interstellar space. The dipole moments of the molecules given in Table 2 are rather large, up to more than 11 Debye for HNC_7 and $HCNC_6$, indicating that they may be studied by microwave and infrared spectroscopy. The computed rotational constants are presented in Table 3. It can be seen that the computed values compare very well with the

Table 1. Relative energies of $H(C\equiv C)_n C\equiv N$ ($n = 1-3$) and their isomers

	ΔE (kcal/mol)
HC ₇ N	0.0 ^a
HC ₆ NC	27.8 (26.7) ^b
HC ₅ NC ₂	66.4 (64.5)
HC ₄ NC ₃	59.2 (57.3)
HC ₃ NC ₄	74.0 (71.7)
HC ₂ NC ₅	62.6 (60.7)
HCNC ₆	73.4 (75.7)
HNC ₇	49.6 (48.4)
HC ₅ N	0.0 ^a
HC ₄ NC	27.7 (26.9)
HC ₃ NC ₂	68.1 (71.8)
HC ₂ NC ₃	58.7 (57.4)
HCNC ₄	77.2 (74.8)
HNC ₅	48.3 (47.0)
HC ₃ N	0.0 ^a
HC ₂ NC	27.1 (26.6)
HCNC ₂	70.7 (68.8)
HNC ₃	44.9 (43.6)

^aThe energies of HC₅N, HC₃N, and HNC₇N are -169.58410 (-169.55788), -245.74126 (-245.70494), and -321.90609 (-321.85911) Hartree, respectively. The energies in the parentheses are those including the zero-point energy. ^bZero-point energies included.

experimental observations, the agreement being better than the MP2/4-31G** results by da Silva *et al.*²⁴ Since the structures of many molecules listed in Table 2 are quasilinear, as described below, their rotational constants comprise two very similar ones with the remaining one very large. Therefore, we list only one of the rotational constants for most molecules in Table 2, with the exception of HNC₃, for which the two rotational constants are somewhat different due to

Table 2. Dipole moments (Debye) of $H(C\equiv C)_n C\equiv N$ ($n = 1-3$) and their isomers

	MP2/ 4-31G** ^a	CCSD(T)/ 299 cGTOs ^b	BLYP/6-311G**	Exp.
HC ₇ N	4.93		5.30	
HC ₆ NC	3.75	3.487	3.81	
HC ₅ NC ₂	7.14		7.77	
HC ₄ NC ₃	6.56		6.08	
HC ₃ NC ₄	8.73		9.25	
HC ₂ NC ₅	8.34		7.45	
HCNC ₆	11.93		10.06	
HNC ₇	11.50		8.25	
HC ₅ N	4.35		4.53	4.33 ^c
HC ₄ NC	3.43	3.253	3.39	
HC ₃ NC ₂			6.97	
HC ₂ NC ₃			5.63	
HCNC ₄			8.34	
HNC ₅	8.35		6.73	
HC ₃ N	3.70		3.71	3.6 ^c
HC ₂ NC	3.08		2.98	
HCNC ₂			6.52	
HNC ₃	5.97		5.14	

^aRef. 24. ^bRef. 27. ^cRef. 25.

Table 3. Rotational constants (MHz) of $H(C\equiv C)_n C\equiv N$ ($n = 1-3$) and their isomers

	MP2/4-31G** ^a	BLYP/6-311G**	Exp.
HC ₇ N	556.8	561.743	564.0 ^b
HC ₆ NC	574.8	579.071	582.4 ^c
HC ₅ NC ₂	590.6	593.840	
HC ₄ NC ₃	599.2	601.449	
HC ₃ NC ₄	601.1	602.520	
HC ₂ NC ₅	597.1	597.200	
HCNC ₆	583.9	584.320	
HNC ₇	567.9	567.540	
HC ₅ N	1312.9	1325.686	1331.3 ^d
HC ₄ NC	1381.3	1390.844	1401 ^e
HC ₃ NC ₂		1432.570	
HC ₂ NC ₃		1438.823	
HCNC ₄		1404.060	
HNC ₅	1344.4	1342.950	
HC ₃ N	4491.7	4526.427	4549.1 ^f
HC ₂ NC	4885.8	4917.071	4967.8 ^f
HCNC ₂		4921.768	
HNC ₃	4612.4	4605.690	4668.3 ^g
		4587.957	
		1191.437 ^h	

^aRef. 24. ^bRef. 26. ^cRef. 27. ^dRef. 25. ^eRef. 28. ^fRef. 29. ^gRef. 15. The other two rotational constants were not reported. ^hin GHz.

the clear nonlinearity of the molecule.

The structures of the geometrical isomers of $H(C\equiv C)_n C\equiv N$ ($n = 1-3$) are given in Table 4-Table 8 (it should be noted that the two molecules, HC₂NC and HC₄NC, and the cyanopolyacetylenes $H(C\equiv C)_n C\equiv N$ ($n = 1-3$) were already reported in our previous publication¹⁷). The isomers of HC₃N are linear, except HNC₃. The latter molecule is predicted to be highly bent but planar (C_s symmetry), with the H-N-C angle of 135.2°. Of the isomers of HC₅N, HCNC₃ and HNC₅ are predicted to be bent. Only HCNC₆ and HNC₇ are predicted to

Table 4. Bond lengths (Å), bond angles and harmonic frequencies (cm^{-1}) of HNCNC₂ and HNC₃

	BLYP/ 6-311G**	HNC ₃	BLYP/ 6-311G**	CEPA-1/ 118 cGTO ^a
HCNC ₂				
H-C ₁	1.068	H-N	1.014	1.0038
C ₁ -N	1.178	N-C ₁	1.205	1.1928
N-C ₂	1.281	C ₁ -C ₂	1.307	1.3076
C ₂ -C ₃	1.277	C ₂ -C ₃	1.282	1.2745
		\angle H N C ₁	135.2°	136.1°
		\angle N C ₁ C ₂	173.6°	173.8°
		\angle C ₁ C ₂ C ₃	177.2°	175.0°
$\nu_1(\sigma)$	3414 (366) ^b	$\nu_1(A')$	3586 (278)	
$\nu_2(\sigma)$	2172 (617)	$\nu_2(A')$	2218 (1085)	
$\nu_3(\sigma)$	1926 (159)	$\nu_3(A')$	1869 (15)	
$\nu_4(\sigma)$	954 (1)	$\nu_4(A')$	932 (3)	
$\nu_5(\pi)$	505 (0.8)	$\nu_5(A')$	628 (317)	
$\nu_6(\pi)$	186 (2)	$\nu_6(A')$	557 (0.5)	
$\nu_7(\pi)$	155 (57)	$\nu_7(A')$	511 (116)	
		$\nu_8(A')$	174 (3)	
		$\nu_9(A')$	159 (3)	

^aRef. 30. ^bIntensities in km/mole.

Table 5. Bond lengths (Å), bond angles and harmonic frequencies (cm^{-1}) of HC_2NC_3 , HCNC_4 , HNC_5 and HC_3NC_2

HC_2NC_3	BLYP/6-311G**	HCNC_4	BLYP/6-311G**	HNC_5	BLYP/6-311G**	HC_3NC_2	BLYP/6-311G**
H-C ₁	1.068	H-C ₁	1.075	H-N	1.017	H-C ₁	1.069
C ₁ -C ₂	1.218	C ₁ -N	1.196	N-C ₁	1.215	C ₁ -C ₂	1.225
C ₂ -N	1.291	N-C ₂	1.261	C ₁ -C ₂	1.296	C ₂ -C ₃	1.337
N-C ₃	1.201	C ₂ -C ₃	1.260	C ₂ -C ₃	1.270	C ₃ -N	1.192
C ₃ -C ₄	1.304	C ₃ -C ₄	1.310	C ₃ -C ₄	1.303	N-C ₄	1.273
C ₄ -C ₅	1.285	C ₄ -C ₅	1.288	C ₄ -C ₅	1.290	C ₄ -C ₅	1.283
		$\angle \text{HC}_1\text{N}$	151.1°	$\angle \text{HNC}_1$	131.0°		
		$\angle \text{C}_1\text{NC}_2$	174.3°	$\angle \text{NC}_1\text{C}_2$	172.3°		
		$\angle \text{NC}_2\text{C}_3$	179.8°	$\angle \text{C}_1\text{C}_2\text{C}_3$	176.4°		
		$\angle \text{C}_2\text{C}_3\text{C}_4$	179.6°	$\angle \text{C}_2\text{C}_3\text{C}_4$	179.6°		
		$\angle \text{C}_3\text{C}_4\text{C}_5$	179.8°	$\angle \text{C}_3\text{C}_4\text{C}_5$	179.3°		
$\nu_1(\sigma)$	3409 (145)	$\nu_1(\text{A}')$	3312 (314)	$\nu_1(\text{A}')$	3536 (288)	$\nu_1(\sigma)$	3395 (174)
$\nu_2(\sigma)$	2268 (1263) ^a	$\nu_2(\text{A}')$	2225 (1959)	$\nu_2(\text{A}')$	2238 (3537)	$\nu_2(\sigma)$	2238 (374)
$\nu_3(\sigma)$	2162 (146)	$\nu_3(\text{A}')$	2101 (60)	$\nu_3(\text{A}')$	2122 (134)	$\nu_3(\sigma)$	2098 (275)
$\nu_4(\sigma)$	1908 (190)	$\nu_4(\text{A}')$	1857 (404)	$\nu_4(\text{A}')$	1825 (370)	$\nu_4(\sigma)$	1917 (464)
$\nu_5(\sigma)$	1221 (0.8)	$\nu_5(\text{A}')$	1284 (0.4)	$\nu_5(\text{A}')$	1250 (2)	$\nu_5(\sigma)$	1197 (1)
$\nu_6(\sigma)$	672 (0.6)	$\nu_6(\text{A}')$	659 (0.1)	$\nu_6(\text{A}')$	689 (605)	$\nu_6(\sigma)$	663 (0.5)
$\nu_7(\pi)$	575 (41)	$\nu_7(\text{A}')$	491 (3)	$\nu_7(\text{A}')$	643 (39)	$\nu_7(\pi)$	589 (41)
$\nu_8(\pi)$	485 (9)	$\nu_8(\text{A}'')$	487 (5)	$\nu_8(\text{A}'')$	553 (3)	$\nu_8(\pi)$	454 (1)
$\nu_9(\pi)$	392 (0.8)	$\nu_9(\text{A}')$	444 (2)	$\nu_9(\text{A}')$	546 (4)	$\nu_9(\pi)$	403 (1)
$\nu_{10}(\pi)$	188 (7)	$\nu_{10}(\text{A}'')$	444 (1)	$\nu_{10}(\text{A}'')$	513 (1)	$\nu_{10}(\pi)$	224 (4)
$\nu_{11}(\pi)$	80 (0.9)	$\nu_{11}(\text{A}')$	359 (479)	$\nu_{11}(\text{A}')$	473 (46)	$\nu_{11}(\pi)$	103 (2)
		$\nu_{12}(\text{A}')$	208 (11)	$\nu_{12}(\text{A}'')$	222 (6)		
		$\nu_{13}(\text{A}'')$	207 (12)	$\nu_{13}(\text{A}')$	216 (9)		
		$\nu_{14}(\text{A}')$	89 (0.2)	$\nu_{14}(\text{A}'')$	97 (6)		
		$\nu_{15}(\text{A}'')$	88 (1)	$\nu_{15}(\text{A}')$	93 (2)		

^aIntensities in km/mole .

be completely bent isomers of HC_7N , with the H-C-N and H-N-C angles of 144.7° and 129.4° , respectively. Other isomers of HC_7N are either linear or quasilinear. For example, the bond angles of HC_5NC_2 , HC_3NC_4 and HC_2NC_5 are very close to 180° , as reported in Table 7 and Table 8. Thus, for the series of molecule studied here, those with the nitrogen atom either bonded to the hydrogen atom or to the H-C moiety are bent, while others are linear or essentially linear. The carbon-carbon and the carbon-nitrogen bond lengths for the isomers of $\text{H}(\text{C}\equiv\text{C})_n\text{C}\equiv\text{N}$ ($n = 1-3$) clearly show the peculiar character of the chemical bonds of these molecules. For example, the distance between the two terminal carbon atoms in HCNC_2 given in Table 4 is 1.277 Å, considerably larger than the $\text{C}\equiv\text{C}$ bond length (1.215 Å) in HC_3N , indicating that the carbon-carbon bonding in the former molecule is not canonically triple. Similarly, the nitrogen-carbon distance in HC_6NC (Table 6) is 1.201 Å, larger than the $\text{C}\equiv\text{N}$ bond length (1.177 Å) in HC_7N , showing that the N-C bonding in HC_6NC is not perfectly triple. Da Silva *et al.*²⁴ suggested for the bonding structure in $\text{HC}_{7-x}\text{NC}_x$ type of molecules that the nitrogen atom may be regarded as dividing the carbon chain in two parts with different degree of electron delocalization, such as the canonical structure $\text{H}-\text{C}\equiv\text{C}-\text{C}\equiv\text{C}-\text{N}=\text{C}=\text{C}=\text{C}$ for HC_4NC_3 . However, this simplification may not work well for other molecules such as HCNC_6 reported in Table 8. No canonical structure could be drawn for this molecule, and it seems that several resonance

structures may contribute. Since the pure carbon clusters are known to be linear up to C_{10} , it can be seen in Table 4 Table 8 that bonding to the nitrogen atom gives substantial changes in the geometry of the carbon chains in the isomers of cyanopolyacetylenes.

The harmonic frequencies are also given in Table 4-Table 8. Most of the frequencies for these molecules are reported for the first time here. The high-frequency modes $\nu_1(\sigma)$ of the linear isomers are very similar to those of the corresponding cyanopolyacetylenes. For example, the $\nu_1(\sigma)$ frequency (3414 cm^{-1}) of HC_2NC is close to that of HC_3N (3398 cm^{-1}), while those of HC_4NC , HC_3NC_2 , and HC_2NC_3 are 3402 , 3395 and 3409 cm^{-1} , respectively, similar to that of HC_5N (3397 cm^{-1}). Likewise, the $\nu_1(\sigma)$ modes of the linear or quasilinear HC_6NC , HC_5NC_2 , HC_4NC_3 and HC_3NC_4 molecules have the similar frequencies of 3401 , 3396 , 3400 , and 3394 cm^{-1} , respectively, while that of HC_7N is 3399 cm^{-1} . This observation results from the fact that the $\nu_1(\sigma)$ modes of these linear isomers are predominantly the stretching of the C-H bond (see Figure 1), that are essentially single bond, well isolated from the movements of other chemical bonds with more complicated characters. Differences in other stretching modes of the linear isomers indicate the complicated changes in the character of the chemical bondings in these molecules. For example, the $\nu_2(\sigma)$ mode of HCNC_2 has the harmonic frequency of 2172 cm^{-1} , smaller than that of HC_3N (2267 cm^{-1}). The $\nu_2(\sigma)$ modes of these two mole-

Table 6. Bond lengths (Å), bond angles and harmonic frequencies (cm^{-1}) of HC_6NC and HC_4NC_3

HC_6NC	CCSD(T) cc-pVTZ (254 cGTOs) ^a	BLYP/ 6-311G**	HC_4NC_3	BLYP/ 6-311G**
H-C ₁	1.0628	1.068	H-C ₁	1.068
C ₁ -C ₂	1.2101	1.224	C ₁ -C ₂	1.222
C ₂ -C ₃	1.3654	1.350	C ₂ -C ₃	1.350
C ₃ -C ₄	1.2164	1.235	C ₃ -C ₄	1.233
C ₄ -C ₅	1.3603	1.342	C ₄ -N	1.279
C ₅ -C ₆	1.2110	1.230	N-C ₅	1.205
C ₆ -N	1.3067	1.299	C ₅ -C ₆	1.303
N-C ₇	1.1822	1.201	C ₆ -C ₇	1.287
$\nu_1(\sigma)$	3454 ^b	3401 (156)	$\nu_1(\sigma)$	3400 (156)
$\nu_2(\sigma)$	2312	2219 (6)	$\nu_2(\sigma)$	2241 (1519)
$\nu_3(\sigma)$	2262	2186 (39)	$\nu_3(\sigma)$	2212 (11)
$\nu_4(\sigma)$	2122	2073 (35)	$\nu_4(\sigma)$	2090 (144)
$\nu_5(\sigma)$	2057	1980 (112)	$\nu_5(\sigma)$	1908 (251)
$\nu_6(\sigma)$	1307	1349 (0.1)	$\nu_6(\sigma)$	1364 (17)
$\nu_7(\sigma)$	930	948 (8)	$\nu_7(\sigma)$	938 (4)
$\nu_8(\pi)$	631	623 (11)	$\nu_8(\pi)$	595 (41)
$\nu_9(\pi)$	530	579 (30)	$\nu_9(\sigma)$	505 (0.4)
$\nu_{10}(\sigma)$	470	481 (0)	$\nu_{10}(\pi)$	496 (0.4)
$\nu_{11}(\pi)$	458	472 (0)	$\nu_{11}(\pi)$	474 (5)
$\nu_{12}(\pi)$	403	408 (0.1)	$\nu_{12}(\pi)$	360 (2)
$\nu_{13}(\pi)$	262	279 (0)	$\nu_{13}(\pi)$	214 (0.7)
$\nu_{14}(\pi)$	163	168 (5)	$\nu_{14}(\pi)$	152 (8)
$\nu_{15}(\pi)$	64	66 (0)	$\nu_{15}(\pi)$	56 (2)

^aRef. 27. The bending modes are corrected by the off-diagonal MP2 force constants. ^bIntensities in km/mole .

cules are antisymmetric stretching of the terminal C-C-N and N-C-C moiety, respectively. The length of the N-C bond in HCNC_2 is 1.281 Å, and is larger (that is, the bond is weaker) than the N-C bond length (1.172 Å) in HC_3N , while the C-C bond length of HCNC_2 is 1.277 Å, smaller (that is, the bond is stronger) than that (1.369 Å) in HC_3N . Therefore, complicated balance of the opposing changes in the two chemical bonds gives the overall decrease of the $\nu_2(\sigma)$ frequency in HCNC_2 compared with HC_3N . The $\nu_1(A')$ frequencies of the highly bent isomers are predicted to be much higher than the $\nu_1(\sigma)$ modes of cyanopolyacetylenes: For example, the ν_1 frequencies of HNC_3 , HNC_5 , and HNC_7 are 3586, 3536, and 3515 cm^{-1} , respectively, more than 100 cm^{-1} higher than those of HC_3N , HC_5N , and HC_7N . Figure 1 shows the origin of these differences in a simple fashion: the ν_1 modes of HNC_{2n+1} molecules are the stretching of H-N bond mixed with small motion of N-C bond, while those of other isomers (except HCNC_{2n}) are almost pure H-C stretching. Likewise, the ν_1 modes of HCNC_{2n} molecules are about 100 cm^{-1} lower than those of HC_{2n+1}N , and this difference is due to the fact that the ν_1 modes of HCNC_{2n} molecules comprise antisymmetric stretching of the H-C-N bonding. The lowest-frequency bending modes also show interesting behavior as a function of the chain length. The ν_7 , ν_{11} and ν_{15} modes of HC_2NC , HC_4NC [Ref. 17], and HC_6NC are 223, 116, 66 cm^{-1} , respectively, while the ν_9 , ν_{15} , and ν_{21} modes

Table 7. Bond lengths (Å), bond angles and harmonic frequencies (cm^{-1}) of HC_5NC_2 and HC_3NC_4

HC_5NC_2	BLYP/ 6-311G**	HC_3NC_4	BLYP/ 6-311G**
H-C ₁	1.069	H-C ₁	1.069
C ₁ -C ₂	1.225	C ₁ -C ₂	1.229
C ₂ -C ₃	1.343	C ₂ -C ₃	1.331
C ₃ -C ₄	1.243	C ₃ -N	1.201
C ₄ -C ₅	1.321	N-C ₄	1.258
C ₅ -N	1.198	C ₄ -C ₅	1.261
N-C ₆	1.271	C ₅ -C ₆	1.310
C ₆ -C ₇	1.286	C ₆ -C ₇	1.289
$\angle \text{H C}_1 \text{C}_2$	179.8°	$\angle \text{H C}_1 \text{C}_2$	179.5°
$\angle \text{C}_1 \text{C}_2 \text{C}_3$	179.9°	$\angle \text{C}_1 \text{C}_2 \text{C}_3$	179.6°
$\angle \text{C}_2 \text{C}_3 \text{C}_4$	179.9°	$\angle \text{C}_2 \text{C}_3 \text{N}$	179.5°
$\angle \text{C}_3 \text{C}_4 \text{C}_5$	179.8°	$\angle \text{C}_3 \text{N C}_4$	179.7°
$\angle \text{C}_4 \text{C}_5 \text{N}$	179.7°	$\angle \text{N C}_4 \text{C}_5$	179.5°
$\angle \text{C}_5 \text{N C}_6$	180.0°	$\angle \text{C}_4 \text{C}_5 \text{C}_6$	179.8°
$\angle \text{N C}_6 \text{C}_7$	179.9°	$\angle \text{C}_5 \text{C}_6 \text{C}_7$	179.8°
$\nu_1(A')$	3396 (193) ^a	$\nu_1(A')$	3394 (260)
$\nu_2(A')$	2212 (418)	$\nu_2(A')$	2231 (1481)
$\nu_3(A')$	2151 (53)	$\nu_3(A')$	2182 (895)
$\nu_4(A')$	2058 (342)	$\nu_4(A')$	2046 (386)
$\nu_5(A')$	1918 (684)	$\nu_5(A')$	1892 (291)
$\nu_6(A')$	1334 (8)	$\nu_6(A')$	1395 (60)
$\nu_7(A')$	955 (8)	$\nu_7(A')$	942 (7)
$\nu_8(A')$	596 (41)	$\nu_8(A')$	565 (43)
$\nu_9(A'')$	594 (43)	$\nu_9(A'')$	562 (43)
$\nu_{10}(A')$	541 (0)	$\nu_{10}(A')$	511 (1)
$\nu_{11}(A'')$	540 (0)	$\nu_{11}(A')$	490 (2)
$\nu_{12}(A')$	497 (0.1)	$\nu_{12}(A'')$	488 (3)
$\nu_{13}(A')$	445 (0.1)	$\nu_{13}(A')$	402 (0)
$\nu_{14}(A'')$	442 (0.4)	$\nu_{14}(A'')$	382 (0)
$\nu_{15}(A')$	394 (0)	$\nu_{15}(A')$	376 (2)
$\nu_{16}(A'')$	387 (0.4)	$\nu_{16}(A'')$	373 (3)
$\nu_{17}(A')$	256 (0.1)	$\nu_{17}(A')$	229 (2)
$\nu_{18}(A'')$	251 (0.1)	$\nu_{18}(A'')$	229 (2)
$\nu_{19}(A')$	156 (8)	$\nu_{19}(A')$	147 (5)
$\nu_{20}(A'')$	74 (4)	$\nu_{20}(A'')$	146 (4)
$\nu_{21}(A')$	64 (2)	$\nu_{21}(A')$	59 (1)

^aIntensities in km/mole .

of HNC_3 , HNC_5 , and HNC_7 have the frequencies of 159, 93, and 60 cm^{-1} , respectively. This indicates that the molecules become floppier as the length of the carbon chain increases. For the quasilinear molecules listed in Table 4-Table 8, the π bending modes are split into two with A' and A'' symmetry with very similar frequencies. Although there exists little experimental information to compare with the computed vibrational frequencies of these molecules, our previous experience with the BLYP/6-311G** theory as applied to similar carbon clusters suggests that the frequencies reported here would agree with experimental values to within 30 cm^{-1} without invoking the empirical scaling factors. Since the B3LYP method tends to give inaccurate high-frequency stretching modes for carbon clusters,¹⁶⁻²⁰ we did not employ the method in this report.

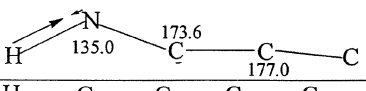
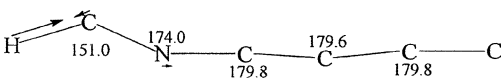
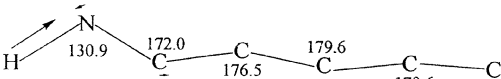
Table 8. Bond lengths (Å), bond angles and harmonic frequencies (cm⁻¹) of HC₂NC₅, HCNC₆ and HNC₇

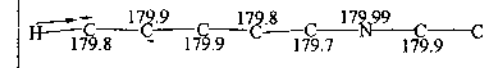
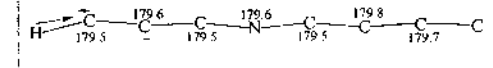
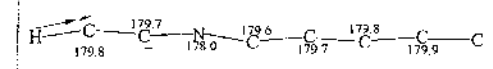
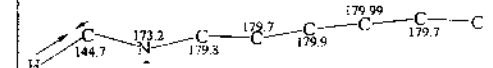
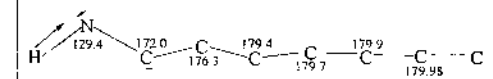
HC ₂ NC ₅	BLYP/6-311G**	HCNC ₆	BLYP/6-311G**	HNC ₇	BLYP/6-311G**
H-C ₁	1.067	H-C ₁	1.079	H-N	1.018
C ₁ -C ₂	1.221	C ₁ -N	1.203	N-C ₁	1.219
C ₂ -N	1.287	N-C ₂	1.258	C ₁ -C ₂	1.294
N-C ₃	1.207	C ₂ -C ₃	1.263	C ₂ -C ₃	1.274
C ₃ -C ₄	1.292	C ₃ -C ₄	1.299	C ₃ -C ₄	1.292
C ₄ -C ₅	1.271	C ₄ -C ₅	1.270	C ₄ -C ₅	1.273
C ₅ -C ₆	1.303	C ₅ -C ₆	1.307	C ₅ -C ₆	1.303
C ₆ -C ₇	1.291	C ₆ -C ₇	1.291	C ₆ -C ₇	1.292
∠H C ₁ C ₂	179.8°	∠H C ₁ N	144.7°	∠H N C ₁	129.4°
∠C ₁ C ₂ N	179.7°	∠C ₁ N C ₂	173.2°	∠N C ₁ C ₂	172.0°
∠C ₂ N C ₃	178.0°	∠N C ₂ C ₃	179.8°	∠C ₁ C ₂ C ₃	176.3°
∠N C ₃ C ₄	179.6°	∠C ₂ C ₃ C ₄	179.7°	∠C ₂ C ₃ C ₄	179.4°
∠C ₃ C ₄ C ₅	179.7°	∠C ₃ C ₄ C ₅	179.9°	∠C ₃ C ₄ C ₅	179.7°
∠C ₄ C ₅ C ₆	179.8°	∠C ₄ C ₅ C ₆	180.0°	∠C ₄ C ₅ C ₆	179.9°
∠C ₅ C ₆ C ₇	179.9°	∠C ₅ C ₆ C ₇	179.7°	∠C ₅ C ₆ C ₇	180.0°
v ₁ (A ⁺)	3408 (195) ^a	v ₁ (A ⁺)	3260 (285)	v ₁ (A ⁺)	3315 (322)
v ₂ (A ⁺)	2245 (2141)	v ₂ (A ⁺)	2204 (1000)	v ₂ (A ⁺)	2223 (1267)
v ₃ (A ⁺)	2190 (899)	v ₃ (A ⁺)	2163 (2147)	v ₃ (A ⁺)	2175 (2865)
v ₄ (A ⁺)	2103 (677)	v ₄ (A ⁺)	2014 (1386)	v ₄ (A ⁺)	2036 (1561)
v ₅ (A ⁺)	1867 (318)	v ₅ (A ⁺)	1846 (35)	v ₅ (A ⁺)	1821 (32)
v ₆ (A ⁺)	1388 (18)	v ₆ (A ⁺)	1422 (79)	v ₆ (A ⁺)	1398 (88)
v ₇ (A ⁺)	971 (1)	v ₇ (A ⁺)	982 (6)	v ₇ (A ⁺)	960 (13)
v ₈ (A ⁺)	561 (37)	v ₈ (A ⁺)	639 (3)	v ₈ (A ⁺)	757 (5)
v ₉ (A ⁺)	561 (37)	v ₉ (A ⁺)	628 (4)	v ₉ (A ⁺)	720 (333)
v ₁₀ (A ⁺)	544 (11)	v ₁₀ (A ⁺)	500 (18)	v ₁₀ (A ⁺)	704 (616)
v ₁₁ (A ⁺)	544 (11)	v ₁₁ (A ⁺)	461 (9)	v ₁₁ (A ⁺)	538 (0.2)
v ₁₂ (A ⁺)	507 (0.6)	v ₁₂ (A ⁺)	460 (2)	v ₁₂ (A ⁺)	529 (4)
v ₁₃ (A ⁺)	440 (5)	v ₁₃ (A ⁺)	437 (1)	v ₁₃ (A ⁺)	495 (0.3)
v ₁₄ (A ⁺)	440 (5)	v ₁₄ (A ⁺)	435 (678)	v ₁₄ (A ⁺)	492 (7)
v ₁₅ (A ⁺)	383 (3)	v ₁₅ (A ⁺)	431 (207)	v ₁₅ (A ⁺)	458 (39)
v ₁₆ (A ⁺)	383 (2)	v ₁₆ (A ⁺)	244 (1)	v ₁₆ (A ⁺)	256 (0.8)
v ₁₇ (A ⁺)	224 (2)	v ₁₇ (A ⁺)	241 (0.6)	v ₁₇ (A ⁺)	253 (2)
v ₁₈ (A ⁺)	224 (2)	v ₁₈ (A ⁺)	140 (10)	v ₁₈ (A ⁺)	148 (4)
v ₁₉ (A ⁺)	116 (6)	v ₁₉ (A ⁺)	137 (15)	v ₁₉ (A ⁺)	146 (9)
v ₂₀ (A ⁺)	114 (6)	v ₂₀ (A ⁺)	61 (1)	v ₂₀ (A ⁺)	62 (8)
v ₂₁ (A ⁺)	52 (0.5)	v ₂₁ (A ⁺)	60 (0.3)	v ₂₁ (A ⁺)	60 (1)

^aIntensities in km/mole.

Since the stability of the isomers would be determined by the relative energies and the barriers to isomerization between the isomers, the latter quantity will be important quantity to compute. In laboratory experiments, these barriers will also affect the rates of isomerization reactions between the geometrical isomers. In order to compute the actual rates of isomerization between the molecules studied here, detailed topology of the potential surfaces near the transition states needs to be known as functions of the reaction coordinates. Since the relative abundance of the isocyanopolyacetylenes H(C≡C)_nN≡C with respect to the corresponding cyanopolyacetylenes H(C≡C)_nC≡N is of much interest, we examine the structures of the transition states and the energies of the barriers of isomerization. The obtained structures of the transition states for the isomerization (exchange of the terminal nitrogen and carbon atoms) from the cyanopolyacetylenes HC₃N and HC₅N are shown in Figure 2. As expected, the

exchanging carbon and nitrogen atoms, and the carbon atom adjacent to the exchanging carbon atom form triangles in the transition states. From the structure of the transition state for HC₃N → HC₂NC isomerization, it can be seen that during the reaction the two adjacent CN and CC bond distances in HC₃N slightly lengthen from 1.172 to 1.224 Å, and from 1.389 to 1.522 Å, respectively, while the forming CN bond shortens from 1.643 in the transition state to 1.311 Å in the product HC₂NC. It should also be noted that the carbon skeletons in the transition states depicted in Figure 2 are somewhat bent, while both the cyanopolyacetylenes and the isocyanopolyacetylenes are linear. The bond angles of the carbon chain in the transition state for HC₃N → HC₄NC are 163°-175°. The barriers for HC₃N → HC₂NC, HC₅N → HC₄NC isomerization reactions are computed to be 65.8 and 65.9 kcal/mol, respectively, including the zero-point energies. The barrier for the reaction HC₇N → HC₆NC could not

HC ₃ N	ν_1 (σ) 3399	H—C—C—C—N → - -
HC ₂ NC	ν_1 (σ) 3411	H—C—C—N—C → - -
HCNC ₂	ν_1 (σ) 3414	H—C—N—C—C → - -
HNC ₃	ν_1 (A') 3586	
HC ₅ N	ν_1 (σ) 3399	H—C—C—C—C—C—N → - -
HC ₄ NC	ν_1 (σ) 3402	H—C—C—C—C—N—C → - -
HC ₃ NC ₂	ν_1 (σ) 3395	H—C—C—C—N—C—C → - -
HC ₂ NC ₃	ν_1 (σ) 3409	H—C—C—N—C—C—C → - -
HCNC ₄	ν_1 (A') 3312	
HNC ₅	ν_1 (A') 3536	

HC ₇ N	ν_1 (σ) 3399	H—C—C—C—C—C—C—N → - -
HC ₆ NC	ν_1 (σ) 3401	H—C—C—C—C—C—N—C → - -
HC ₅ NC ₂	ν_1 (A') 3396	
HC ₄ NC ₃	ν_1 (σ) 3400	H—C—C—C—C—N—C—C → - -
HC ₃ NC ₄	ν_1 (A') 3394	
HC ₂ NC ₅	ν_1 (A') 3408	
HCNC ₆	ν_1 (A') 3260	
HNC ₇	ν_1 (A') 3515	

► ν_1 means the highest vibrational frequency (cm^{-1})

Figure 1. The ν_1 modes of the geometrical isomers of cyanopolyacetylenes.

be determined due to the size of the molecules, but it seems to be similar to the barriers given above for smaller systems. Since these transition states are about 40 kcal above the energy of the corresponding isocyanopolyacetylene, and about 66 kcal above the energy of the corresponding cyanopolyacetylene, the isomerization $\text{HC}_{2n}\text{NC} \rightarrow \text{HC}_{2n}\text{CN}$ may not take place readily in interstellar space, and the HC_{2n}NC molecules may be formed by other mechanism. Considering the fact that HC_3NC was already detected in interstellar

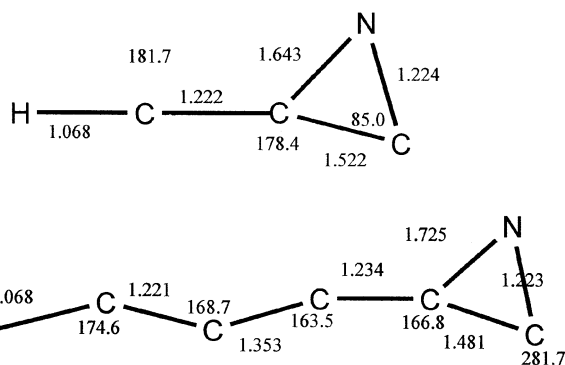


Figure 2. The structures of the transition states for the $\text{HC}_3\text{N} \rightarrow \text{HC}_2\text{NC}$ and $\text{HC}_5\text{N} \rightarrow \text{HC}_4\text{NC}$. Bond lengths in angstrom and bond angles in degrees.

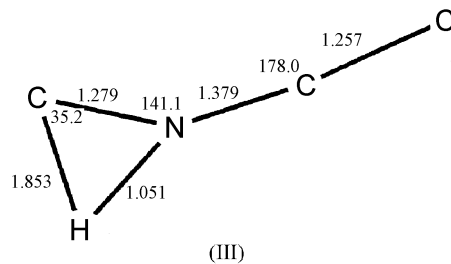
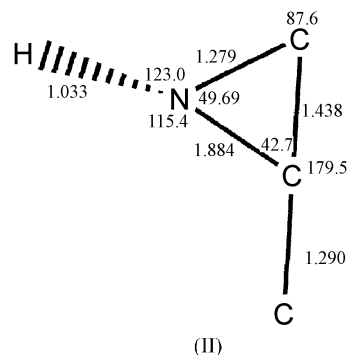
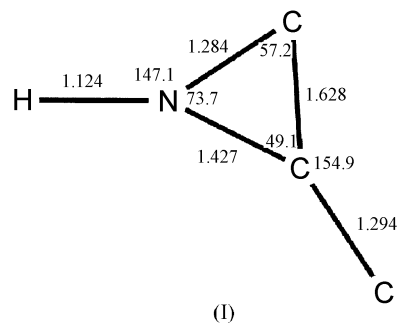
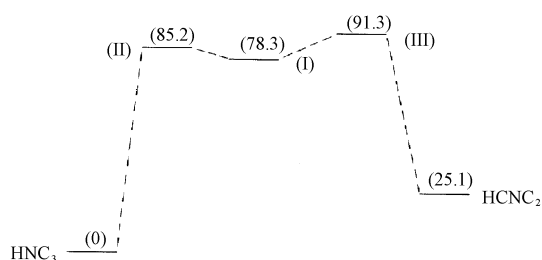


Figure 3. The structures of the stationary states and the transition states for the $\text{HC}_3\text{N} \rightarrow \text{HC}_2\text{NC}$ isomerization reactions. Energies in kcal/mol, bond lengths in angstrom and bond angles in degrees.

space (the ratio $[\text{HC}_3\text{N}]/[\text{HC}_2\text{NC}]$ was estimated¹⁴ to be 20-60), the molecules HC_4NC and HC_6NC may also be quite stable in interstellar space, and they may be good candidates for astrophysical observation, as their isomers HC_5N [Ref. 25] and HC_7N [Ref. 26].

We also studied possible routes for the isomerization $\text{HNC}_3 \leftrightarrow \text{HCNC}_2$. We carried out extensive search for the direct pathway for this reaction, but it seems that a stationary cyclic structure (I) shown in Figure 3 may be involved. This cyclic isomer lies 78.3 kcal/mol above HNC_3 (zero-point energies included). The transition state (II) between HNC_3 and the cyclic isomer is also given in Figure 3. This transition state is nonplanar (the angle between the N-H bond and the triangular plane is 97°), and lies 6.9 kcal/mol above the cyclic isomer (II). Since the energy of the cyclic isomer is quite higher than that of HNC_3 , and since the barrier height is small, the cyclic isomer (II) would readily isomerize to HNC_3 in normal conditions. The other half of the pathway, that is, $(\text{II}) \rightarrow \text{HCNC}_2$ was also studied. The resulting transition state, which lies 13 kcal/mol above the cyclic structure (I), is given in Figure 3. Since the barrier of isomerization is also rather small for this path, it can be concluded that the cyclic structure (I) is prone to isomerization either to HNC_3 or HCNC_2 , and would exist only as an intermediate state. Thus, the overall barrier for $\text{HCNC}_2 \rightarrow \text{HNC}_3$ isomerization is estimated to be 66.2 kcal/mol, suggesting that the HNC_3 molecule may be formed in interstellar space by other mechanism, such as the recombination of HC_3NH^+ ($\text{HC}_3\text{NH}^+ + e \rightarrow \text{HNC}_3 + \text{H}$),¹⁵

Conclusions

In the present work, we have reported the DFT computations on the geometrical isomers of cyanopolyacetylenes. Hopefully our results will help elucidate the structures and the spectroscopic properties of these molecules both in the laboratory and in interstellar space. We are currently planning to carry out the intrinsic reaction coordinate analysis of the isomerization reactions in order to compute the rate constants by employing the variational transition state theory.

Acknowledgment. This work was supported by Kyunghee University and the KOSEF (1999-1-121-001-5).

References

- Ohishi, M.; Suzuki, H.; Ishikawa, S.; Yamada, C.; Kanamori, H.; Irvine, W. M.; Brown, R. D.; Godfrey, P. D.; Kaifu, N. *Astrophys. J.* **1992**, *380*, L39.
- Matthews, H. E.; Irvine, W.; Freiberg, P.; Brown, R. D.; Godfrey, P. D. *Nature* **1984**, *310*, 125.
- Fuente, A.; Cernicharo, J.; Barcia, A.; Gomez-Gonzalos, Atron. *Astrophys.* **1990**, *231*, 151.
- Saito, S.; Kawaguchi, K.; Yamamoto, S.; Ohishi, M.; Suzuki, H.; Kaifu, N. *Astrophys. J.* **1987**, *317*, L115.
- Bell, M. B.; Avery, L. W.; Feldman, A. *Astrophys. J.* **1993**, *417*, L37.
- Yamamoto, S.; Saito, S.; Kawaguchi, K.; Kaifu, N.; Suzuki, H.; Ohishi, M. *Astrophys. J.* **1987**, *317*, L119.
- Ohishi, M.; Kaifu, N.; Kawaguchi, K.; Murakami, A.; Saito, S.; Yamamoto, S.; Ishikawa, S.-I.; Fujita, Y.; Shiratori, Y.; Irvine, W. M. *Astrophys. J.* **1989**, *345*, L83.
- Bell, M. B.; Fieldman, P. A.; Travers, M. J.; McCarthy, M. C.; Gottlieb, C. A.; Thaddeus, P. *Astrophys. J.* **1997**, *483*, 61.
- da Silva, J. B. P.; Ramos, M. N. *J. Quantum Chem.* **1992**, *43*, 215.
- Francisco, J. A.; Richardson, S. L. *J. Chem. Phys.* **1994**, *101*, 7707.
- Botschwina, P.; Horn, M.; Seeger, S.; Flugge, J. *Mol. Phys.* **1993**, *78*, 191.
- Botschwina, P.; Schultz, B.; Horn, M.; Matuschewski, M. *Chem. Phys.* **1995**, *190*, 345.
- Irvine, W. M.; Schloerb, F. P. *Astrophys. J.* **1984**, *282*, 516.
- Kawaguchi, K.; Ohishi, M.; Ishikawa, S.-I.; Kaifu, N. *Astrophys. J.* **1992**, *386*, L51.
- Kawaguchi, K.; Takano, S.; Ohishi, M.; Ishikawa, S.-I.; Miyazawa, K.; Kaifu, N.; Yamashita, Y.; Yamamoto, S.; Saito, S.; Ohshima, Y.; Endo, Y. *Astrophys. J.* **1992**, *396*, L49.
- Park, K.; Lee, S.; Lee, Y. *Bull. Korean Chem. Soc.* **1999**, *20*, 809.
- Lee, S. *J. Mol. Struct. (Theochem)* **1998**, *427*, 267.
- Lee, S. *J. Phys. Chem.* **1996**, *100*, 13959; *Chem. Phys. Lett.* **1997**, *268*, 69.
- Lee, B.; Lee, S. *Bull. Korean Chem. Soc.* **1996**, *17*, 767; *Chem. Phys. Lett.* **1998**, *286*, 171.
- Kim, K.; Lee, B.; Lee, S. *Bull. Korean Chem. Soc.* **1998**, *19*, 553; *Chem. Phys. Lett.* **1998**, *297*, 65.
- Frisch, M. J. et al. *Gaussian 94*; Gaussian, Inc.: Pittsburgh, PA, 1995.
- Becke, A. D. *Phys. Rev. A* **1988**, *38*, 3098.
- Lee, C.; Yang, W.; Parr, R. P. *Phys. Rev. B* **1988**, *37*, 785.
- da Silva, J. B. P.; Neto, B. B.; Ramos, M. N. *J. Mol. Struct. (Theochem)* **1977**, *389*, 279.
- Alexander, A. J.; Kroto, H. W.; Walton, D. R. M. *J. Mol. Spectrosc.* **1976**, *62*, 175.
- Kirby, C.; Kroto, H. W.; Walton, D. R. M. *J. Mol. Spectrosc.* **1980**, *83*, 261.
- Botchwina, P.; Heyl, A.; Chen, W.; McCarthy, M. C.; Grabow, J.-U.; Travers, M. J.; Thaddeus, P. *J. Chem. Phys.* **1998**, *109*, 3108.
- Mallison, P. D.; de Zafra, R. L. *Mol. Phys.* **1978**, *36*, 827.
- Kruger, M.; Stahl, W.; Dreizler, H. *J. Mol. Spectrosc.* **1992**, *158*, 298.
- Botschwina, P.; Horn, M.; Seeger, S.; Flugge, J. *Chem. Phys. Lett.* **1992**, *195*, 427.