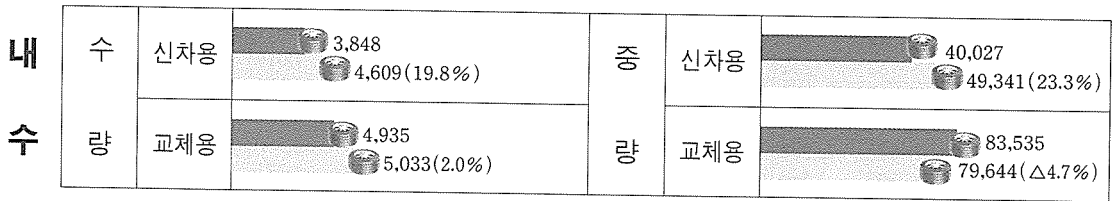
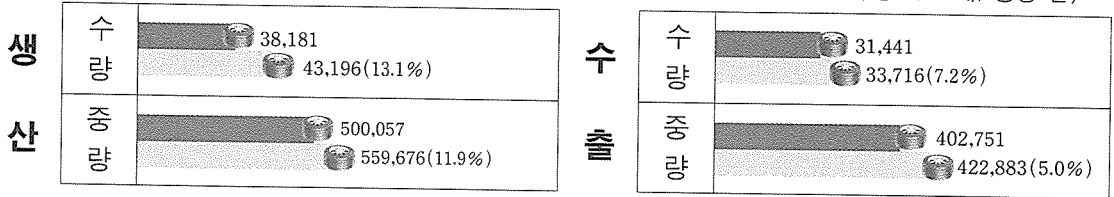


1~8월까지의 자동차 타이어 생산 및 판매

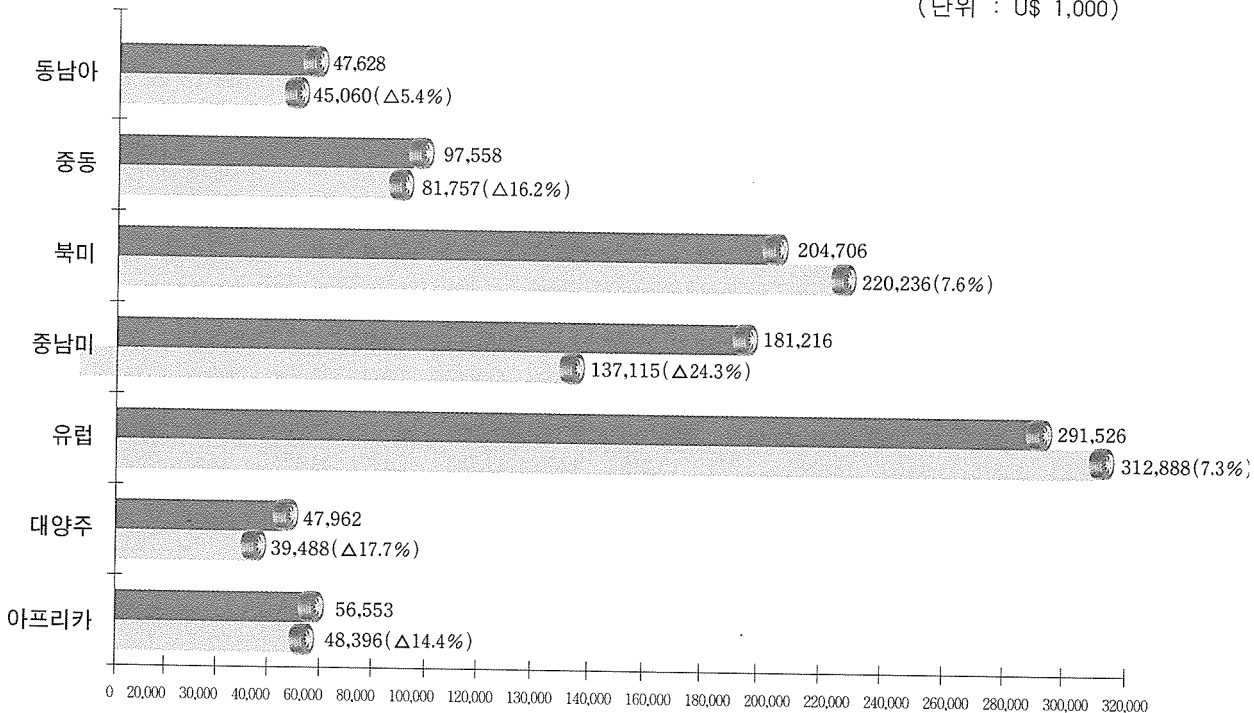
보기: ■ '98, ● '99

(단위:수량:1,000개, 중량:톤)



■ 자동차 타이어 지역별 수출실적(1~8월) ■

(단위 : US\$ 1,000)



주 : () 전년동기대비 증감률
자료: 대한타이어공업협회

통 계 (국내)

自動車用 타이어 및 튜브
Production & Shipments & Stocks

(單位 : 1,000個)

年度別 year	트럭·버스용 타이어 Truck & Bus				輕트럭용 타이어 Light Truck				乗用車용 타이어 Passenger Car			
	生産 Production	出荷(Shipments)		在庫 Stocks	生産 Production	出荷(Shipments)		在庫 Stocks	生産 Production	出荷(Shipments)		在庫 Stocks
		內需 Domestic	輸出 Exports			內需 Domestic	輸出 Exports			內需 Domestic	輸出 Exports	
1996	4,908	1,850	3,117	229	10,778	4,844	6,089	924	41,464	11,018	30,222	3,885
	2,709	469	2,273	136	8,000	3,725	4,412	654	41,241	11,009	29,977	3,845
1997	4,557	1,565	2,989	284	11,139	4,709	6,431	909	42,161	12,682	30,308	3,599
	2,778	619	2,169	169	8,537	3,621	4,927	632	41,891	12,630	30,100	3,549
1998	4,289	1,119	3,371	148	11,715	3,244	8,093	703	43,429	10,705	34,433	2,714
	2,879	561	2,568	61	9,489	2,521	6,593	523	43,211	10,590	34,345	2,675
1999. 6	397	111	308	245	1,109	353	829	710	4,283	754	3,685	2,638
	278	59	238	110	929	305	707	513	4,253	753	3,656	2,595
7	372	99	285	232	1,170	395	739	741	4,041	950	3,266	2,434
	252	51	212	97	993	324	641	536	4,014	940	3,248	2,393
8	364	107	241	247	1,030	389	711	661	3,879	897	3,086	2,312
	260	53	188	115	879	320	622	464	3,851	896	3,057	2,274
1~8計	3,011	642	2,286	247	7,887	2,582	5,309	661	31,980	6,176	26,032	2,312
	2,133	327	1,744	115	6,625	2,147	4,513	464	31,771	6,136	25,862	2,274

註 : 上段은 總數量, 下段은 래디알 타이어
위 統計는 韓國, 錦湖, 宇成만의 것임.
資料 : 大韓타이어工業協會

自動車用 타이어 및 튜브
Production & Shipments & Stocks

(單位 : 톤)

年度別 year	트럭·버스용 타이어 Truck & Bus				輕트럭용 타이어 Light Truck				乗用車용 타이어 Passenger Car			
	生産 Production	出荷(Shipments)		在庫 Stocks	生産 Production	出荷(Shipments)		在庫 Stocks	生産 Production	出荷(Shipments)		在庫 Stocks
		內需 Domestic	輸出 Exports			內需 Domestic	輸出 Exports			內需 Domestic	輸出 Exports	
1996	286,023	98,704	190,619	13,091	145,738	61,307	85,898	11,121	328,738	90,890	233,535	30,869
	175,629	31,150	146,417	8,532	100,443	39,229	62,312	7,178	327,789	90,858	232,546	30,639
1997	267,200	89,030	178,186	15,735	150,214	59,733	90,049	11,684	334,509	108,280	231,181	30,369
	178,487	42,893	136,360	10,605	108,749	39,376	68,997	7,811	333,339	108,065	230,278	30,096
1998	247,816	63,499	200,688	7,541	152,869	41,306	113,823	8,863	338,626	90,753	267,846	21,403
	181,835	35,728	161,382	3,660	119,712	28,437	92,532	6,147	337,796	90,294	267,458	21,152
1999. 6	23,578	6,460	18,488	13,075	15,219	4,672	11,788	9,180	34,453	6,883	28,850	20,917
	17,573	3,781	15,042	6,514	12,429	3,491	10,038	6,172	34,332	6,879	28,739	20,697
7	22,103	5,716	16,930	12,454	15,786	4,680	7,378	9,635	32,666	8,233	25,647	19,363
	16,041	3,291	13,352	5,841	12,944	3,361	5,998	6,487	32,546	8,191	25,555	19,158
8	21,846	6,088	14,632	13,509	13,984	4,794	9,970	8,666	31,395	7,962	24,349	18,224
	16,593	3,403	11,958	7,013	11,588	3,530	8,720	5,648	31,282	7,960	24,228	18,029
1~8計	178,063	36,673	135,431	13,509	111,110	31,375	77,712	8,666	256,367	53,457	203,916	18,224
	134,910	20,976	109,221	7,013	91,660	23,484	65,079	5,648	255,510	53,307	203,198	18,029

註 : 上段은 總重量, 下段은 래디알 타이어
위 統計는 韓國, 錦湖, 宇成만의 것임.
資料 : 大韓타이어工業協會

生産・出荷・在庫現況(數量)
of Automobile Tires & Tubes(Volume)

(unit : 1,000)

建設・産業・農機械用 Off-The-Road(OTR) Industrial(ID) Agricultural(AG)			計 Total					튜브 Tubes		
生産 Production	出荷(Shipments)		在庫 Stocks	生産 Production	出荷(Shipments)		在庫 Stocks	生産 Production	出荷(Shipments)	
	内需 Domestic	輸出 Exports			内需 Domestic	輸出 Exports			内需 Domestic	輸出 Exports
629	541	130	104	57,779	18,253	39,559	5,152	15,638	2,949	12,445
-	-	-	-	51,950	15,203	36,662	4,634	-	-	-
742	752	83	82	58,599	19,708	39,812	4,875	14,607	3,079	11,602
-	-	-	-	53,205	16,871	39,197	4,350	-	-	-
507	401	195	56	59,940	15,469	46,092	3,621	11,694	2,213	9,681
-	-	-	-	55,580	13,671	43,505	3,259	-	-	-
34	27	13	48	5,823	1,244	4,834	3,641	698	183	502
-	-	-	-	5,459	1,116	4,601	3,218	-	-	-
31	28	10	44	5,614	1,472	4,300	3,452	537	164	483
-	-	-	-	5,258	1,315	4,100	3,027	-	-	-
30	26	9	43	5,303	1,419	4,047	3,263	517	195	259
-	-	-	-	4,990	1,268	3,867	2,853	-	-	-
318	242	90	43	43,196	9,642	33,716	3,263	4,787	1,223	3,778
-	-	-	-	40,528	8,610	32,118	2,853	-	-	-

Remarks : Each upsides are total figures, downsides are radial tires.
Above figures are only Hankook, Kumho, Woosung.
Source : Korea Tire Manufacturers Association.

生産・出荷・在庫現況(重量)
of Automobile Tires & Tubes(Weight)

(unit : ton)

建設・産業・農機械用 Off-The-Road(OTR) Industrial(ID) Agricultural(AG)			計 Total					튜브 Tubes		
生産 Production	出荷(Shipments)		在庫 Stocks	生産 Production	出荷(Shipments)		在庫 Stocks	生産 Production	出荷(Shipments)	
	内需 Domestic	輸出 Exports			内需 Domestic	輸出 Exports			内需 Domestic	輸出 Exports
24,329	15,466	8,544	3,743	784,828	266,367	518,595	58,825	24,506	7,777	16,503
-	-	-	-	603,484	161,238	441,275	46,349	-	-	-
30,203	25,098	6,294	3,191	782,126	282,142	505,711	60,979	23,098	7,863	15,039
-	-	-	-	620,575	190,334	435,635	48,512	-	-	-
25,281	14,839	12,960	2,842	764,593	210,398	595,317	40,650	17,617	5,352	12,908
-	-	-	-	639,344	154,459	521,371	30,959	-	-	-
1,615	870	721	2,585	74,865	18,886	59,847	45,757	1,210	419	797
-	-	-	-	64,335	14,151	53,818	33,383	-	-	-
1,436	862	613	2,575	71,990	19,491	50,568	44,027	1,057	369	795
-	-	-	-	61,531	14,843	44,905	31,486	-	-	-
1,259	730	548	2,576	68,484	19,574	49,499	42,975	1,016	441	493
-	-	-	-	59,463	14,893	44,906	30,691	-	-	-
14,137	7,480	5,825	2,576	559,676	128,985	422,883	42,975	8,453	2,779	5,963
-	-	-	-	482,080	97,767	377,499	30,691	-	-	-

Remarks : Each upsides are total weight, downsides are radial tires.
Above figures are only Hankook, Kumho, Woosung.
Source : Korea Tire Manufacturers Association.

통 계(국내)

自動車用 타이어 內需(新車用 및 交替用) 出荷現況(數量)
Domestic Shipment of Original Equipments & Replacements of Automobile Tires(Volume)

(單位 : 1,000個)

(unit : 1,000)

年度別 year	트럭·버스용 Truck & Bus			輕트럭용 Light Truck			乗用車用 Passenger Car			建設·産業·農機械用 Off-The-Road(OTR) Industrial(ID) Agricultural(AG)			計 Total		
	新車用 OE	交替用 RE	計 Total	新車用 OE	交替用 RE	計 Total	新車用 OE	交替用 RE	計 Total	新車用 OE	交替用 RE	計 Total	新車用 OE	交替用 RE	計 Total
1996	530	1,320	1,850	2,176	2,668	4,844	6,258	4,760	11,018	383	158	541	9,347	8,906	18,253
	36	433	469	1,697	2,028	3,725	6,249	4,760	11,009	-	-	-	7,982	7,221	15,203
1997	345	1,220	1,565	1,882	2,827	4,709	6,757	5,924	12,682	382	370	752	9,366	10,342	19,708
	54	565	619	1,450	2,170	3,621	6,706	5,924	12,630	-	-	-	8,211	8,660	16,871
1998	121	998	1,119	1,221	2,023	3,244	5,281	5,424	10,705	169	232	401	6,792	8,676	15,469
	30	531	561	965	1,555	2,521	5,166	5,424	10,590	-	-	-	6,161	7,510	13,671
1999. 6	13	98	111	158	195	353	292	462	754	13	14	27	476	768	1,244
	5	54	59	135	170	305	291	462	753	-	-	-	431	685	1,116
7	13	86	99	171	224	395	435	515	950	14	14	28	633	839	1,472
	6	45	51	147	177	324	425	515	940	-	-	-	578	737	1,315
8	15	92	107	132	257	389	318	579	897	10	15	26	476	943	1,419
	4	49	53	115	205	320	317	579	896	-	-	-	436	833	1,268
1~8 計	94	548	642	1,228	1,353	2,582	3,143	3,033	6,176	143	98	242	4,609	5,033	9,642
	35	292	327	1,061	1,086	2,147	3,103	3,033	6,136	-	-	-	4,199	4,411	8,610

註: ① 上段은 總數量, 下段은 래디알 타이어
② 위 統計는 韓國, 錦湖, 宇成만의 것임.
③ OE: 新車用, RE: 交替用

Remarks: ① Each upsides are total figures, downsides are radial tires.

② Above figures are only Hankook, Kumho, Woosung.

③ OE: Original Equipment, RE: Replacement

資料: 大韓타이어工業協會

Source: Korea Tire Manufacturers Association.

自動車用 타이어 內需(新車用 및 交替用) 出荷現況(重量)
Domestic Shipment of Original Equipments & Replacements of Automobile Tires(Weight)

(單位 : 톤)

(unit : ton)

年度別 year	트럭·버스용 Truck & Bus			輕트럭용 Light Truck			乗用車用 Passenger Car			建設·産業·農機械用 Off-The-Road(OTR) Industrial(ID) Agricultural(AG)			計 Total		
	新車用 OE	交替用 RE	計 Total	新車用 OE	交替用 RE	計 Total	新車用 OE	交替用 RE	計 Total	新車用 OE	交替用 RE	計 Total	新車用 OE	交替用 RE	計 Total
1996	24,350	74,354	98,704	25,068	36,238	61,307	51,034	39,856	90,890	10,341	5,126	15,466	110,793	155,574	266,367
	2,331	28,820	31,150	16,378	22,851	39,229	51,002	39,856	90,858	-	-	-	69,711	91,527	161,238
1997	18,938	70,092	89,030	21,370	38,363	59,733	57,773	50,507	108,280	9,628	15,471	25,098	107,708	174,433	282,142
	5,257	37,636	42,893	14,165	25,212	39,376	57,558	50,507	108,065	-	-	-	76,979	113,355	190,334
1998	5,764	57,736	63,499	13,550	27,757	41,306	43,774	46,979	90,753	5,730	9,109	14,839	68,818	141,580	210,398
	1,771	33,957	35,728	9,726	18,711	28,437	43,315	46,979	90,294	-	-	-	54,813	99,647	154,459
1999. 6	671	5,789	6,460	1,788	2,884	4,672	2,850	4,033	6,883	422	448	870	5,731	13,155	18,886
	304	3,477	3,781	1,380	2,111	3,491	2,845	4,033	6,879	-	-	-	4,529	9,621	14,151
7	693	5,023	5,716	1,839	2,841	4,680	3,758	4,475	8,233	427	435	862	6,177	12,775	19,491
	395	2,895	3,291	1,402	1,959	3,361	3,716	4,475	8,191	-	-	-	5,514	9,329	14,843
8	708	5,380	6,088	1,462	3,332	4,794	2,923	5,039	7,962	296	433	730	5,389	14,185	19,574
	250	3,153	3,403	1,156	2,374	3,530	2,921	5,039	7,960	-	-	-	4,326	10,567	14,893
1~8 計	4,678	31,995	36,673	13,100	18,275	31,375	27,100	26,358	53,457	4,464	3,016	7,480	49,341	79,644	128,985
	2,105	18,871	20,976	10,432	13,052	23,484	26,950	26,357	53,307	-	-	-	39,487	58,280	97,767

註: ① 上段은 總數量, 下段은 래디알 타이어
② 위 統計는 韓國, 錦湖, 宇成만의 것임.
③ OE: 新車用, RE: 交替用

Remarks: ① Each upsides are total figures, downsides are radial tires.

② Above figures are only Hankook, Kumho, Woosung.

③ OE: Original Equipment, RE: Replacement

資料: 大韓타이어工業協會

Source: Korea Tire Manufacturers Association.

自動車 튜브레스 타이어 生産 및 出荷現況(數量 및 重量)
Production & Shipments of Automobile Tubeless Tires(Volume & Weight)

(單位 : 1,000個, 톤)

(unit : 1,000, ton)

年度別 year	트럭·버스용 Truck & Bus			輕트럭용 Light Truck			乗用車用 Passenger Car			建設·産業·農機械用 Off-The-Road(OTR) Industrial(ID) Agricultural(AG)			計 Total		
	生産 Production	出荷 (Shipments)		生産 Production	出荷 (Shipments)		生産 Production	出荷 (Shipments)		生産 Production	出荷 (Shipments)		生産 Production	出荷 (Shipments)	
		內需 Domestic	輸出 Exports		內需 Domestic	輸出 Exports		內需 Domestic	輸出 Exports		內需 Domestic	輸出 Exports		內需 Domestic	輸出 Exports
1996	2,133 138,076	250 16,205	1,912 123,394	6,987 85,473	2,214 21,948	4,841 63,642	37,824 298,119	10,684 88,206	26,766 206,821	.9 2,101	6 1,460	3 463	46,953 523,769	13,153 127,819	33,522 394,320
1997	2,158 138,532	316 22,251	1,765 111,537	7,184 90,899	1,759 19,124	5,222 72,324	38,239 304,390	12,246 104,836	26,731 203,834	15 2,432	10 1,795	5 633	47,535 536,252	14,331 148,006	33,723 388,328
1998	2,354 147,722	415 26,577	2,086 126,411	8,176 101,203	1,837 19,760	7,128 93,283	38,454 301,191	10,241 87,629	29,922 234,039	15 2,264	9 1,362	6 845	48,999 552,380	12,503 135,328	39,142 454,578
1999 6	244 15,371	43 2,766	206 12,845	759 10,237	215 2,351	630 8,908	3,868 31,327	715 6,645	3,333 26,035	2 257	1 172	1 42	4,873 57,191	974 11,934	4,169 47,830
	214 13,463	38 2,452	182 11,268	819 10,731	232 2,304	579 5,035	3,662 29,763	896 7,884	2,939 22,923	2 256	1 181	1 36	4,697 54,213	1,167 12,821	3,700 39,261
8	217 13,730	40 2,561	163 10,281	748 9,869	233 2,475	545 7,594	3,546 28,828	871 7,769	2,758 21,539	1 213	1 163	- 52	4,512 52,641	1,145 12,969	3,466 39,467
	1~8 計	1,836 115,347	238 15,290	1,545 96,700	5,686 77,327	1,531 16,109	4,167 57,633	28,893 232,910	5,855 51,107	22,627 177,254	13 1,726	8 1,053	4 468	36,428 427,309	7,631 83,560

註 : 上段은 數量, 下段은 重量

Remarks : Each upsides are volume, downsides are weight.

위 統計는 韓國, 錦湖, 宇成만의 것임.

Above figures are only Hankook, Kumho, Woosung.

資料 : 大韓타이어工業協會

Source : Korea Tire Manufacturers Association.

타이어 및 튜브 地域別 輸出現況(金額)

Exports of Tires & Tubes by Region(Value)

(單位 : 1,000달러)

(unit : FOB U\$ 1,000)

地域 年度	東南亞 Southeast Asia	中東 Middle East	歐洲 Europe	北美 North America	中南美 Latin America	아프리카 Africa	大洋洲 Oceania	計 Total
1996	164,867	253,912	453,238	273,346	213,651	108,439	81,209	1,548,662
1997	143,223	219,750	379,061	268,987	263,746	84,734	77,784	1,437,285
1998	95,178	180,047	461,040	337,047	305,861	98,609	74,596	1,552,378
1999. 8	7,272	9,632	39,406	23,710	16,108	6,320	4,684	107,135
(1~8 月計)	66,956	93,413	337,347	240,952	156,090	61,075	45,439	1,001,272
前年同期比(%) as % of 1998(1~8)	97.0	80.8	105.1	106.4	74.8	93.6	83.9	94.5

註 : 通關基準

Remarks : Basis on customs clearance.

資料 : 關稅廳 貿易統計

Source : Statistical yearbook of foreign trade.

통 계(국내)

自轉車用 · 運搬車用 · 二輪車用 타이어 및
Production & Shipments & Stocks of Bicycle ·

(單位 : 1,000個)

年度別 year	自轉車用 타이어 · 튜브 Bicycle Tires & Tubes				運搬車用 타이어 · 튜브 Handcart Tires & Tubes			
	生産 Production	出荷 Shipments		在庫 Stocks	生産 Production	出荷 Shipments		在庫 Stocks
		內需 Domestic	輸出 Exports			內需 Domestic	輸出 Exports	
1996	7,966	2,137	5,412	1,319	673	579	142	162
	5,869	2,735	2,863	1,308	518	512	2	138
1997	6,786	2,391	4,534	1,220	622	449	210	119
	5,253	3,135	1,851	1,616	564	529	—	154
1998	6,191	1,770	4,532	980	167	165	2	62
	3,727	2,221	1,884	1,237	337	360	3	103
1999. 6	509	150	315	985	22	34	—	18
	211	218	106	739	28	50	—	52
7	525	180	429	903	18	8	—	28
	258	223	132	642	18	14	—	55
8	566	165	339	965	17	19	—	26
	276	210	96	612	21	31	—	46
1~8計	3,862	1,156	2,963	965	116	150	2	26
	1,937	1,497	1,059	612	195	253	—	46

註 : 上段은 타이어, 下段은 튜브
資料 : 大韓타이어工業協會

自轉車用 · 運搬車用 · 二輪車用 타이어 및
Production & Shipments & Stocks of Bicycle ·

(單位 : 톤)

年度別 year	自轉車用 타이어 · 튜브 Bicycle Tires & Tubes				運搬車用 타이어 · 튜브 Handcart Tires & Tubes			
	生産 Production	出荷 Shipments		在庫 Stocks	生産 Production	出荷 Shipments		在庫 Stocks
		內需 Domestic	輸出 Exports			內需 Domestic	輸出 Exports	
1996	4,766	1,345	2,898	814	2,930	2,472	688	425
	1,234	514	547	247	205	213	1	57
1997	3,725	1,473	2,477	822	3,125	2,202	1,128	625
	1,016	609	331	308	251	233	—	119
1998	3,502	1,114	2,511	527	372	408	5	185
	688	389	318	198	92	92	1	29
1999. 6	312	101	174	685	64	100	4	54
	39	38	18	122	12	22	—	22
7	313	115	238	599	52	23	—	83
	48	40	22	112	8	6	—	23
8	342	103	196	624	51	57	—	76
	48	35	18	99	9	13	—	19
1~8計	2,314	765	1,631	624	313	428	4	76
	353	256	182	99	73	107	—	19

註 : 上段은 타이어, 下段은 튜브
資料 : 大韓타이어工業協會

튜브 생산·出荷·在庫現況(數量)
Handcart·Motorcycle Tires & Tubes(Volume)

(unit : 1,000)

二輪車用 타이어·튜브 Motorcycle Tires & Tubes				計 Total			
生産 Production	出荷 Shipments		在庫 Stocks	生産 Production	出荷 Shipments		在庫 Stocks
	內需 Domestic	輸出 Exports			內需 Domestic	輸出 Exports	
2,926	1,264	1,494	349	11,564	3,979	7,049	1,830
6,187	2,297	3,607	736	12,574	5,544	6,472	2,183
2,692	1,477	1,278	292	10,100	4,317	6,022	1,631
3,755	1,874	2,310	280	9,573	5,537	4,160	2,050
2,390	1,228	1,269	394	8,749	3,163	5,803	1,436
3,454	1,622	1,798	340	7,518	4,202	3,685	1,680
250	143	97	197	780	327	411	1,201
207	181	106	395	445	449	212	1,186
258	153	89	213	801	341	518	1,145
131	184	80	313	406	422	213	1,009
228	149	81	221	810	334	419	1,212
191	133	53	318	489	373	149	976
1,892	1,081	878	221	5,870	2,388	3,842	1,212
2,108	966	1,215	318	4,240	2,715	2,274	976

Remarks : Each upsides are tires, downsides are tubes.
Source : Korea Tire Manufacturers Association.

튜브 생산·出荷·在庫現況(重量)
Handcart·Motorcycle Tires & Tubes(Weight)

(unit : ton)

二輪車用 타이어·튜브 Motorcycle Tires & Tubes				計 Total			
生産 Production	出荷 Shipments		在庫 Stocks	生産 Production	出荷 Shipments		在庫 Stocks
	內需 Domestic	輸出 Exports			內需 Domestic	輸出 Exports	
6,421	2,965	3,026	792	14,116	6,782	6,612	2,031
2,478	881	1,250	294	3,917	1,609	1,799	598
5,632	3,779	2,433	717	12,482	7,455	6,037	2,164
1,531	750	812	81	2,798	1,592	1,142	508
7,113	3,796	3,689	1,025	10,987	5,318	6,205	1,737
1,300	563	628	125	2,081	1,043	948	353
824	449	302	711	1,201	649	476	1,450
79	69	37	140	129	129	55	284
830	516	249	814	1,195	654	487	1,496
54	80	28	133	109	126	51	269
781	578	528	1,217	1,174	739	724	1,918
75	50	22	114	132	99	40	232
6,347	3,736	3,005	1,217	8,974	4,928	4,640	1,918
825	371	428	114	1,252	734	610	232

Remarks : Each upsides are tires, downsides are tubes.
Source : Korea Tire Manufacturers Association.

自動車 타이어 種類別 輸入現況(數量 및 金額) Imports of Automobile Tires(Volume & Value)

(單位 : 個, 1,000달러) (unit : each, U\$ 1,000)

年度別 Year	乗用車用 Passenger Car		트럭·버스用 Truck & Bus		産業用 또는 農耕用 Industrial Vehicles or Agricultural Machinery		其他 Others		計 Total	
	數量 Volume	金額 Value	數量 Volume	金額 Value	數量 Volume	金額 Value	數量 Volume	金額 Value	數量 Volume	金額 Value
1996	1,906,911	64,059	102,384	8,469	462,282	6,180	78,527	848	2,550,104	79,556
1997	1,529,451	52,086	73,097	6,391	617,904	5,780	179,157	1,686	2,399,609	65,943
1998	740,350	24,293	60,631	4,625	516,259	4,820	73,075	1,030	1,390,315	34,768
1999. 7	103,543	3,661	8,835	936	88,512	681	20,702	131	221,592	5,409
8	108,051	3,754	6,700	582	97,485	528	32,490	136	244,726	5,000
1~8計	748,094	25,272	54,433	4,458	502,117	3,695	127,825	714	1,432,469	34,139

資料 : 關稅廳 貿易統計

Source : Statistical yearbook of foreign trade.

乗用車用 래디알 타이어 國家別 輸入現況(數量 및 金額) Imports of Passenger Car Radial Tires(Volume & Value)

(單位 : 個, 1,000달러) (unit : each, U\$ 1,000)

年度別 Year	美國 U. S. A.	캐나다 Canada	프랑스 France	獨逸 Germany	이태리 Italy	英國 U. K.	스페인 Spain	日本 Japan	其他 Others	計 Total
1996	280,709 12,130	92,661 4,358	188,441 6,457	452,583 15,578	180,472 6,655	115,631 3,491	45,594 1,546	130,973 3,154	345,856 10,453	1,832,920 63,822
1997	275,704 11,518	88,572 3,964	43,002 1,516	125,282 5,361	122,630 4,241	47,220 1,653	156,406 6,753	307,928 8,078	336,314 8,704	1,503,058 51,788
1998	95,157 4,005	27,904 1,178	22,942 663	69,954 2,926	60,636 2,344	112,138 3,580	44,534 1,787	195,665 5,454	97,327 2,082	726,257 24,019
1999. 7	26,058 1,050	—	1,925 86	11,722 449	12,018 448	3,184 88	180 4	29,193 1,082	15,780 392	100,060 3,599
8	19,264 806	—	3,475 129	10,539 455	13,166 491	4,295 125	140 4	37,133 1,317	13,391 303	101,403 3,630
1~8計	115,304 4,717	8,036 341	25,475 889	83,219 3,322	68,995 2,418	27,083 808	674 22	246,405 8,898	146,736 3,247	721,927 24,662

註 : 上段은 數量, 下段은 金額
資料 : 關稅廳 貿易統計

Remarks : Each upsides are volume, downsides are value.
Source : Statistical yearbook of foreign trade.

트럭·버스용 래디알 타이어 國家別 輸入現況(數量 및 金額) Imports of Truck & Bus Radial Tires(Volume & Value)

(單位 : 個, 1,000달러) (unit : each, U\$ 1,000)

年度別 Year	美國 U. S. A.	캐나다 Canada	프랑스 France	獨逸 Germany	이태리 Italy	英國 U. K.	스페인 Spain	日本 Japan	其他 Others	計 Total
1996	677 54	4 1	13,623 2,350	26,589 1,526	4,143 611	19,152 2,215	3,331 603	25,885 861	44 8	93,448 8,229
1997	1,239 118	—	15,172 1,912	25,396 1,424	423 88	16,057 1,605	2,051 390	6,387 291	4,128 316	70,853 8,229
1998	846 105	—	8,607 1,043	4,938 188	1,792 194	14,836 1,106	1,185 187	10,105 880	13,809 657	56,118 4,360
1999. 7	442 49	—	1,318 192	—	—	3,177 231	150 22	2,730 354	1,018 88	8,835 936
8	11 2	—	1,789 115	288 32	404 70	2,498 183	549 82	—	1,156 96	6,695 580
1~8計	3,390 267	—	9,473 1,038	10,425 204	684 86	14,467 1,029	2,659 396	8,338 863	8,613 551	58,049 4,434

註 : 上段은 數量, 下段은 金額
資料 : 關稅廳 貿易統計

Remarks : Each upsides are volume, downsides are value.
Source : Statistical yearbook of foreign trade.

自轉車用 타이어 國家別 輸入現況(數量 및 金額)

Imports of Bicycle Tires(Volume & Value)

(單位 : 個, 달러)

(unit : each, U\$)

年度別 Year	中國 P. R. China	프랑스 France	인도네시아 Indonesia	이태리 Italy	日本 Japan	泰國 Thailand	臺灣 Taiwan	美國 U. S. A.	기 타 Others	計 Total
1997	245,050	—	5,678,662	3,010	1,670	13,400	—	150	100	5,942,042
	425,839	—	6,353,927	37,033	13,849	27,690	—	1,359	1,547	6,861,244
1998	71,902	—	4,468,726	1,686	2,727	17,000	6,055	225	3,758	4,572,079
	132,288	—	3,818,001	13,922	18,823	29,896	7,989	1,772	22,704	4,045,395
1999. 7	25,800	140	192,835	260	630	—	—	—	—	219,665
	65,094	1,780	319,207	1,263	3,232	—	—	—	—	390,576
8	60,246	—	212,615	—	600	—	—	144	—	273,605
	104,015	—	290,339	—	3,910	—	—	1,188	—	399,452
1~8 計	218,576	165	1,497,120	610	3,150	7,000	770	374	—	1,727,765
	431,289	1,928	2,070,926	3,640	27,945	14,496	3,402	4,309	—	2,557,935

註 : 上段은 數量, 下段은 金額
資料 : 關稅廳 貿易統計

Remarks : Each upsides are volume, downsides are value.
Source : Statistical yearbook of foreign trade.

自轉車用 튜브 國家別 輸入現況(數量 및 金額)

Imports of Bicycle Tubes(Volume & Value)

(單位 : 個, 달러)

(unit : each, U\$)

年度別 Year	中國 P. R. China	프랑스 France	인도네시아 Indonesia	이태리 Italy	日本 Japan	泰國 Thailand	臺灣 Taiwan	기 타 Others	計 Total
1997	4,110	—	6,000	300	800	6,000	—	50	17,260
	3,082	—	4,527	10,139	2,218	4,520	—	80	24,566
1998	—	—	81,230	—	90	12,000	3,200	106	96,626
	—	—	44,523	—	1,180	3,560	4,031	207	53,501
1999. 7	—	—	173,760	—	—	—	—	68	173,828
	—	—	137,997	—	—	—	—	120	138,117
8	—	—	126,750	—	—	—	—	—	126,750
	—	—	90,755	—	—	—	—	—	90,755
1~8 計	5,140	—	864,660	—	—	—	—	428	870,228
	5,819	—	728,215	—	—	—	—	1,452	735,486

註 : 上段은 數量, 下段은 金額
資料 : 關稅廳 貿易統計

Remarks : Each upsides are volume, downsides are value.
Source : Statistical yearbook of foreign trade.

통 계(해외)

世界 主要國의 天然고무 및
Production & Consumption of

生 産 (單位: 1,000톤)

區分 年度別	天 然 高 무											計
	泰 國	인 도 네시아	말 레 이지아	印 度	中 國	베트남	스 리 랑 카	나 이 지리아	코트디 브와르	필리핀		
1997	2,032.7	1,504.8	971.1	580.3	444.0	201.0	105.8	65.0	108.0	64.8		6,380
1998. 1	209.8	125.8	84.3	64.8	37.0	18.0	7.3	5.0	9.0	5.5		620
2	209.7	120.0	68.5	28.2	37.0	19.0	8.8	5.5	9.0	5.0		500
3	187.6	132.0	62.0	29.7	37.0	19.0	8.0	4.0	8.0	5.5		520
4	125.5	142.6	51.6	41.8	37.0	16.0	8.1	4.5	8.0	5.5		470
5	129.3	115.3	57.6	47.6	37.0	17.0	8.6	3.0	8.0	5.0		430
6	177.7	85.1	71.4	41.2	37.0	17.0	9.1	3.5	8.0	5.5		480
7	200.8	175.7	83.8	38.6	38.0	18.0	7.7	3.0	9.0	5.5		600
8	216.9	214.2	81.2	46.0	38.0	17.0	7.5	3.5	10.0	5.0		650
9	196.6	204.2	87.8	51.0	38.0	18.0	8.3	3.0	10.0	5.5		640
10	207.3	132.8	81.4	57.1	38.0	19.0	6.8	3.5	10.0	5.0		600
11	165.9	149.9	73.8	74.0	38.0	20.0	7.0	3.0	10.0	5.0		570
12	178.6	142.8	82.3	71.1	38.0	21.0	8.5	3.5	9.6	5.5		580
計	2,205.7	1,740.4	885.7	591.1	450.0	219.0	95.7	45.0	108.6	64.0		6,660
1999. 1	177.7	143.0	75.9	69.7	38.0	20.0	7.9	3.0	9.0	5.5		560
2	173.0	139.0	81.6	31.5	38.0	18.0	9.2	3.5	9.0	5.0		530
3	182.2	148.0	72.0	35.4	38.0	20.0	9.9	3.0	9.0	5.5		560
4	143.2	158.0	53.0	45.0	38.0	18.0	9.0	3.0	9.0	5.5		510
5	128.7		53.4									
6												
7												
8												
9												
10												
11												
12												
計												

使 用 (單位: 1,000톤)

年度別	美 國 ^①			日 本			中 國			韓 國		
	天然	合成	計	天然	合成	計	天然	合成	計	天然	合成	計
1997	1,044.1	2,322.7	3,366.8	713.0	1,163.0	1,876.0	910.0	995.0	1,905.0	302.0	405.5	707.5
1998. 1	104.4	196.5	300.9	53.8	84.9	138.7	68.0	81.0	149.0	21.0	27.0	48.0
2	76.6	192.5	269.1	57.9	91.5	149.4	68.0	81.0	149.0	21.0	27.0	48.0
3	102.7	214.8	317.5	61.2	96.7	157.9	68.0	81.0	149.0	20.0	27.0	47.0
4	81.0	194.4	275.4	60.9	95.2	156.1	68.0	81.0	149.0	24.0	17.0	41.0
5	98.0	199.8	297.8	54.6	85.3	139.9	68.0	81.0	149.0	24.0	17.0	41.0
6	92.9	201.4	294.3	60.6	94.6	155.2	68.0	81.0	149.0	25.0	18.0	43.0
7	96.4	192.0	288.4	62.5	96.7	159.2	71.0	84.0	155.0	23.0	24.0	47.0
8	91.7	204.5	296.2	50.8	78.5	129.3	71.0	84.0	155.0	23.0	24.0	47.0
9	119.1	202.2	321.3	61.8	95.6	157.4	70.0	85.0	155.0	24.0	25.0	49.0
10	104.8	200.3	305.1	64.1	103.8	167.9	73.0	87.0	160.0	26.0	23.0	49.0
11	78.4	181.2	259.6	62.3	100.9	163.2	73.0	87.0	160.0	26.0	23.0	49.0
12	111.4	174.8	286.2	56.8	92.0	148.8	73.0	87.0	160.0	25.0	23.0	48.0
計	1,157.4	2,354.4	3,511.8	707.3	1,115.7	1,823.0	839.0	1,000.0	1,839.0	282.0	275.0	557.0
1999. 1	90.0	195.0	285.0	55.2	82.2	137.4	70.0	90.0	160.0	26.0	25.0	51.0
2	90.0	195.0	285.0	60.2	89.8	150.0	70.0	90.0	160.0	26.0	25.0	51.0
3	100.0	200.0	300.0	65.5	97.6	163.1	70.0	90.0	160.0	25.0	24.0	49.0
4	100.0	200.0	300.0	62.6	98.4	161.0	70.0	90.0	160.0	25.0	26.0	51.0
5												
6												
7												
8												
9												
10												
11												
12												
計												

註: ① 모든 데이터는 미국고무협회(R.M.A)에서 나온 것임.

資料: IRSG(International Rubber Study Group)의 Rubber Statistical Bulletin(1999. 8. Vol. 53 No. 11)

合成고무 生産 및 使用現況(重量)
Natural & Synthetic Rubber(Weight)

(unit : 1,000tons)

합 고 무											區分 國家	年度別
美 國	日 本	러시아	프랑스	中 國	韓 國	獨 逸	英 國	이태리	브라질	世界 (計)		
2,589.0	1,591.5	724.9	594.9	599.7	540.1	555.1	294.3	295.0	336.0	10,090	1997	
230.0	142.8	50.0	54.3	41.0	50.8	47.3	23.2	25.0	28.0	850	1998. 1	
200.0	124.9	44.9	49.4	34.5	43.4	49.1	21.0	26.0	29.0	770	2	
230.0	106.4	52.4	52.2	55.1	38.7	56.9	23.3	27.0	28.0	840	3	
220.0	127.8	50.0	51.9	53.3	48.0	44.0	21.8	26.0	28.0	840	4	
240.0	131.4	51.2	57.1	53.9	36.2	50.2	22.2	27.0	29.0	870	5	
210.0	124.9	50.0	48.6	43.5	36.6	46.3	21.9	25.0	28.0	810	6	
220.0	134.0	50.0	43.5	41.5	44.5	52.1	20.9	24.0	28.0	830	7	
210.0	123.2	50.0	46.3	39.4	51.3	40.3	9.3	11.0	29.0	780	8	
230.0	110.2	50.0	51.2	39.1	45.5	52.9	19.6	23.0	28.0	810	9	
210.0	116.1	50.0	54.6	53.6	45.0	49.8	25.1	26.0	28.0	830	10	
200.0	135.9	50.0	52.0	72.8	45.0	46.1	22.6	26.0	29.0	850	11	
210.0	142.5	50.0	44.4	61.3	45.0	45.4	21.3	24.0	28.0	840	12	
2,610.0	1,520.1	598.5	605.5	589.0	530.0	580.4	252.2	290.0	340.0	9,990	計	
210.0	137.8	50.0	51.9	50.0	45.0	55.0	25.8	24.0	29.0	850	1999. 1	
210.0	123.5	50.0	49.9	50.0	45.0	55.0	22.3	25.0	28.0	820	2	
210.0	120.6	50.0	55.8	50.0	45.0	55.0	27.9	25.0	29.0	830	3	
210.0	136.0	50.0	52.0	50.0	45.0	50.0	25.3	25.0	29.0	850	4	
							19.3				5	
											6	
											7	
											8	
											9	
											10	
											11	
											12	
											計	

(unit : 1,000tons)

프 랑 스			獨 逸			러 시 아			英 國			世界(計)			年度別
天然	合成	計	天然	合成	計	天然	合成	計	天然	合成	計	天然	合成	計	
192.3	416.2	608.5	212.0	501.0	713.0	9.0	450.0	459.0	119.0	235.0	354.0	6,500	10,000	16,500	1997
19.0	39.5	58.5	18.0	41.0	59.0	0.5	35.0	35.5	12.0	20.0	32.0	540	820	1,360	1998. 1
15.0	34.9	49.9	18.0	41.0	59.0	0.5	35.0	35.5	12.0	20.0	32.0	510	810	1,320	2
20.8	38.0	58.8	20.0	47.0	67.0	0.0	35.0	35.0	12.0	19.0	31.0	560	870	1,430	3
22.0	36.4	58.4	21.0	45.0	66.0	0.5	35.0	35.5	12.0	14.0	26.0	530	830	1,360	4
17.4	43.4	60.8	20.0	44.0	64.0	0.5	35.0	35.5	11.0	13.0	24.0	530	820	1,350	5
21.7	36.9	58.6	21.0	46.0	67.0	0.5	35.0	35.5	11.0	13.0	24.0	570	820	1,390	6
17.7	32.3	50.0	22.0	45.0	67.0	0.5	35.0	35.5	12.0	15.0	27.0	550	810	1,360	7
14.2	30.5	44.7	19.0	39.0	58.0	0.5	35.0	35.5	12.0	14.0	26.0	550	790	1,340	8
19.4	40.5	59.9	22.0	46.0	68.0	0.5	35.0	35.5	12.0	14.0	26.0	590	850	1,440	9
21.9	39.9	61.8	24.0	48.0	72.0	0.5	35.0	35.5	11.0	14.0	25.0	580	850	1,430	10
17.4	43.6	61.0	23.0	46.0	69.0	0.5	35.0	35.5	11.0	13.0	24.0	550	830	1,380	11
16.5	35.5	52.0	20.0	41.0	61.0	0.0	35.0	35.0	10.0	12.0	22.0	550	790	1,340	12
223.0	451.4	674.4	248.0	529.0	777.0	5.0	420.0	425.0	138.0	181.0	319.0	6,600	9,890	16,490	計
18.2	40.1	58.3	17.0	39.0	56.0	0.5	35.0	35.5	11.0	18.0	29.0	500	810	1,310	1999. 1
16.2	35.4	51.6	18.0	41.0	59.0	0.5	35.0	35.5	11.0	18.0	29.0	540	820	1,360	2
19.6	41.6	61.2	20.0	47.0	67.0	0.5	35.0	35.0	12.0	18.0	30.0	570	870	1,440	3
18.0	39.0	57.0	16.0	48.0	64.0	0.5	35.0	35.0	11.0	18.0	29.0	560	860	1,420	4
															5
															6
															7
															8
															9
															10
															11
															12
															計

Remarks : ① All data from Rubber Manufacturers Association(R.M.A.)

Source : IRSG(International Rubber Study Group) Rubber Statistical Bulletin(Vol. 53. No. 11, August 1999)

全國自動車登録現況(數量)
Automobile Population(Volume)

(單位：臺)

1999년 8월말 현재(unit : each)

차종별	시도별	서울	부산	대구	인천	광주	대전	울산	경기	강원	충북	충남	전북	전남	경북	경남	제주	합계
합계	계	2,251,989	744,112	633,235	578,079	301,033	340,240	268,698	2,165,866	382,314	352,157	435,646	431,236	400,905	687,057	726,785	147,675	10,866,428
	개	1,783,081	528,149	462,277	418,950	217,456	253,790	207,977	1,576,015	283,490	232,471	277,227	277,646	250,221	452,338	494,619	90,490	7,748,107
승용차	계	1,679,510	506,081	440,598	400,065	203,607	241,959	197,287	1,488,218	233,338	215,411	259,363	231,621	223,673	359,363	376,359	73,349	7,289,919
	개	1,693,510	506,081	440,598	400,065	203,607	241,959	197,287	1,488,218	233,338	215,411	259,363	231,621	223,673	359,363	376,359	73,349	7,289,919
승용차	계	1,693,510	506,081	440,598	400,065	203,607	241,959	197,287	1,488,218	233,338	215,411	259,363	231,621	223,673	359,363	376,359	73,349	7,289,919
	개	1,693,510	506,081	440,598	400,065	203,607	241,959	197,287	1,488,218	233,338	215,411	259,363	231,621	223,673	359,363	376,359	73,349	7,289,919
승용차	계	1,693,510	506,081	440,598	400,065	203,607	241,959	197,287	1,488,218	233,338	215,411	259,363	231,621	223,673	359,363	376,359	73,349	7,289,919
	개	1,693,510	506,081	440,598	400,065	203,607	241,959	197,287	1,488,218	233,338	215,411	259,363	231,621	223,673	359,363	376,359	73,349	7,289,919
승용차	계	1,693,510	506,081	440,598	400,065	203,607	241,959	197,287	1,488,218	233,338	215,411	259,363	231,621	223,673	359,363	376,359	73,349	7,289,919
	개	1,693,510	506,081	440,598	400,065	203,607	241,959	197,287	1,488,218	233,338	215,411	259,363	231,621	223,673	359,363	376,359	73,349	7,289,919

註：① 승용차에서 배기량 구분은 가솔린엔진 사용 차량기준임. ② 특수자동차에서 견인차에 대한 분별구분은 오토하중 기준임. ③ 총계에서는 이륜자동차는 제외되었음.
資料：建設交通部

Remarks: ① Cylinder capacity of passenger car is classified on basis of passenger car fitted with gasoline engine. ② Tonnage of tow truck is indicated on basis of press capacity of tire located on part of coupling device between tow truck and hauled truck. ③ This motor vehicle population exclude motorcycle.
Source : Ministry of Construction & Transportation