


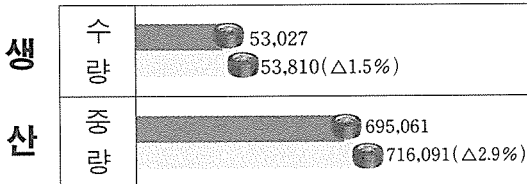


# 1~11월까지의 자동차 타이어 생산 및 판매

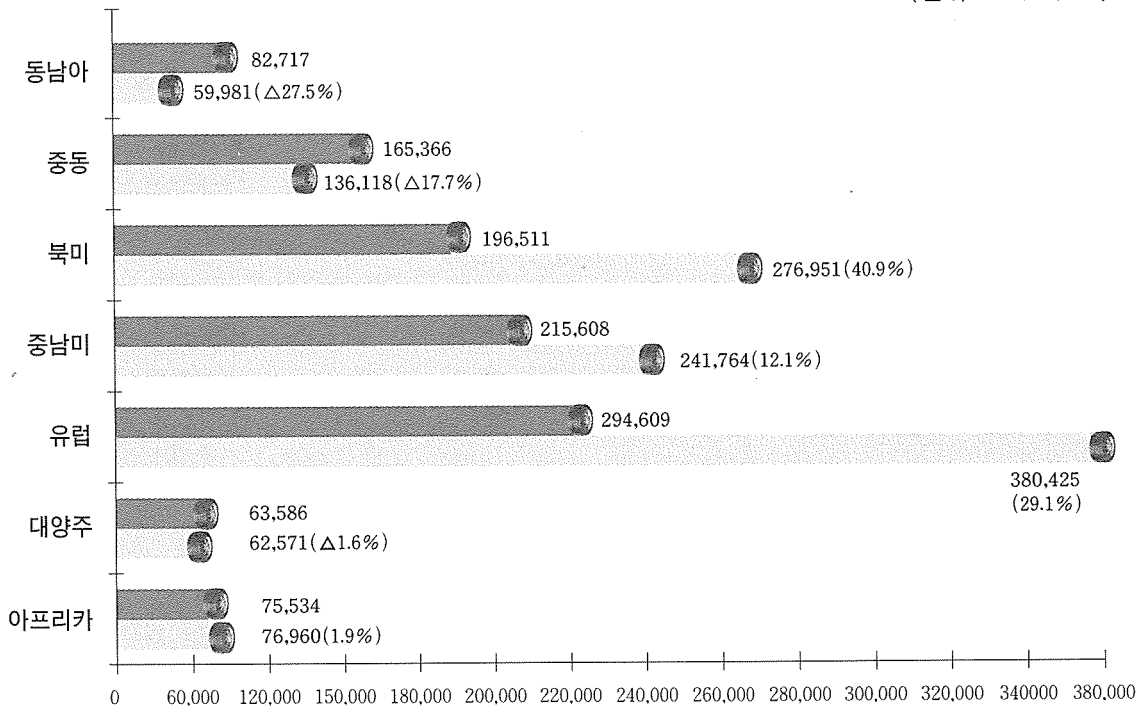
보기: ■ '97, ● '98

(단위: 수량: 1,000개, 중량: 톤)



## ■ 자동차 타이어 지역별 수출실적(1~11월) ■

(단위 : US\$ 1,000)



주 : 전년동기대비 증감률

자료: 대한타이어공업협회

통 계 (국내)

自動車用 타이어 및 튜브  
Production & Shipments & Stocks

(單位 : 1,000個)

年度別 year	트럭·버스용 타이어 Truck & Bus				輕트럭용 타이어 Light Truck				乘用車용 타이어 Passenger Car			
	生産 Production	出荷(Shipments)		在庫 Stocks	生産 Production	出荷(Shipments)		在庫 Stocks	生産 Production	出荷(Shipments)		在庫 Stocks
		內需 Domestic	輸出 Exports			內需 Domestic	輸出 Exports			內需 Domestic	輸出 Exports	
1995	4,797	1,763	2,809	281	10,842	5,061	5,396	950	36,898	10,584	25,017	3,260
	2,550	313	2,080	173	7,853	3,755	3,790	695	36,626	10,573	24,770	3,191
1996	4,908	1,850	3,117	229	10,778	4,844	6,089	924	41,464	11,018	30,222	3,885
	2,709	469	2,273	136	8,000	3,725	4,412	654	41,241	11,009	29,977	3,845
1997	4,557	1,565	2,989	284	11,139	4,709	6,431	909	42,161	12,682	30,308	3,599
	2,778	619	2,169	169	8,537	3,621	4,927	632	41,891	12,630	30,100	3,549
1998. 9	362	155	263	132	1,039	433	716	520	3,354	1,453	2,512	2,269
	247	85	209	56	854	353	604	335	3,338	1,428	2,516	2,233
10	348	95	283	113	1,048	325	708	534	3,329	1,147	2,458	2,206
	236	50	223	30	861	261	595	339	3,313	1,135	2,443	2,180
11	364	124	266	102	1,139	493	717	462	3,739	1,448	2,552	2,235
	250	63	207	25	955	390	611	292	3,707	1,422	2,553	2,203
1~11計	3,839	1,067	3,076	102	9,989	3,003	7,377	462	38,744	10,121	31,344	2,235
	2,592	541	2,341	25	8,027	2,324	6,013	292	38,576	10,008	31,277	2,203

註 : 上段은 總數量, 下段은 레디알 타이어  
위 統計는 韓國, 錦湖, 宇成만의 것임.  
資料 : 大韓타이어工業協會

自動車用 타이어 및 튜브  
Production & Shipments & Stocks

(單位 : 톤)

年度別 year	트럭·버스용 타이어 Truck & Bus				輕트럭용 타이어 Light Truck				乘用車용 타이어 Passenger Car			
	生産 Production	出荷(Shipments)		在庫 Stocks	生産 Production	出荷(Shipments)		在庫 Stocks	生産 Production	出荷(Shipments)		在庫 Stocks
		內需 Domestic	輸出 Exports			內需 Domestic	輸出 Exports			內需 Domestic	輸出 Exports	
1995	277,990	93,803	170,691	18,965	143,540	61,381	76,731	16,255	296,385	88,350	198,517	39,500
	164,791	20,895	134,191	10,772	96,385	37,418	55,021	11,303	295,287	88,307	195,212	39,171
1996	286,023	98,704	190,619	13,091	145,738	61,307	85,898	11,121	328,738	90,890	233,535	30,869
	175,629	31,150	146,417	8,532	100,443	39,229	62,312	7,178	327,789	90,858	232,546	30,639
1997	267,200	89,030	178,186	15,735	150,214	59,733	90,049	11,684	334,509	108,280	231,181	30,369
	178,487	42,893	136,360	10,605	108,749	39,376	68,997	7,811	333,339	108,065	230,278	30,096
1998. 9	21,253	8,714	15,664	6,633	13,640	5,381	9,674	7,353	26,733	11,973	19,742	18,320
	15,649	5,345	12,924	3,220	10,837	3,944	8,141	4,599	26,671	11,875	19,756	18,125
10	20,635	5,393	16,993	5,299	13,578	4,030	9,375	7,506	26,769	9,522	18,861	18,160
	15,087	3,201	14,035	1,490	10,665	2,880	7,854	4,511	26,693	9,475	18,800	18,000
11	21,537	6,949	15,779	4,857	14,726	6,126	9,971	6,114	29,745	11,987	19,994	17,969
	16,141	3,999	12,928	1,456	11,871	4,286	8,517	3,558	29,614	11,878	19,999	17,779
1~11計	226,199	60,672	183,250	4,857	137,435	38,447	104,015	6,114	308,518	85,204	243,870	17,969
	165,402	34,508	147,037	1,456	106,901	26,346	84,420	3,558	307,815	84,752	243,576	17,779

註 : 上段은 總重量, 下段은 레디알 타이어  
위 統計는 韓國, 錦湖, 宇成만의 것임.  
資料 : 大韓타이어工業協會

生産・出荷・在庫現況 (數量)  
of Automobile Tires & Tubes (Volume)

(unit : 1,000)

建設・産業・農機械用 Off-The-Road (OTR) Industrial (ID) Agricultural (AG)				計 Total				튜브 Tubes		
生産 Production	出荷 (Shipments)		在庫 Stocks	生産 Production	出荷 (Shipments)		在庫 Stocks	生産 Production	出荷 (Shipments)	
	内需 Domestic	輸出 Exports			内需 Domestic	輸出 Exports			内需 Domestic	輸出 Exports
875	490	208	63	53,412	17,898	33,431	4,555	14,858	2,790	11,873
—	—	—	—	47,029	14,642	30,640	4,059	—	—	—
629	541	130	104	57,779	18,253	39,559	5,152	15,638	2,949	12,445
—	—	—	—	51,950	15,203	36,662	4,634	—	—	—
742	752	83	82	58,599	19,708	39,812	4,875	14,607	3,079	11,602
—	—	—	—	53,205	16,871	39,197	4,350	—	—	—
32	44	12	52	4,786	2,085	3,503	2,972	1,010	229	785
—	—	—	—	4,440	1,866	3,329	2,624	—	—	—
42	30	15	50	4,768	1,597	3,464	2,904	959	176	882
—	—	—	—	4,409	1,446	3,261	2,549	—	—	—
49	37	28	54	5,292	2,103	3,564	2,854	837	250	641
—	—	—	—	4,913	1,875	3,371	2,520	—	—	—
455	376	175	54	53,027	14,568	41,972	2,854	11,095	2,067	9,176
163	164	55	24	49,194	12,874	39,631	2,520	—	—	—

Remarks : Each upsides are total figures, downsides are radial tires.

Above figures are only Hankook, Kumho, Woosung.

Source : Korea Tire Manufacturers Association.

生産・出荷・在庫現況 (重量)  
of Automobile Tires & Tubes (Weight)

(unit : ton)

建設・産業・農機械用 Off-The-Road (OTR) Industrial (ID) Agricultural (AG)				計 Total				튜브 Tubes		
生産 Production	出荷 (Shipments)		在庫 Stocks	生産 Production	出荷 (Shipments)		在庫 Stocks	生産 Production	出荷 (Shipments)	
	内需 Domestic	輸出 Exports			内需 Domestic	輸出 Exports			内需 Domestic	輸出 Exports
25,394	12,152	8,555	5,149	743,310	255,686	454,494	79,870	23,313	7,145	15,738
—	—	—	—	556,464	146,620	394,424	61,246	—	—	—
24,329	15,466	8,544	3,743	784,828	266,367	518,595	58,825	24,506	7,777	16,503
—	—	—	—	603,484	161,238	441,275	46,349	—	—	—
30,203	25,098	6,294	3,191	782,126	282,142	505,711	60,979	23,098	7,863	15,039
—	—	—	—	620,575	190,334	435,635	48,512	—	—	—
1,841	1,695	700	2,862	63,468	27,763	45,780	35,168	1,598	565	1,169
—	—	—	—	53,157	21,163	40,821	25,944	—	—	—
2,045	1,227	1,110	2,587	63,028	20,172	46,340	33,552	1,650	415	1,204
—	—	—	—	52,445	15,556	40,689	24,001	—	—	—
2,501	1,681	1,844	2,776	68,509	26,742	47,588	31,717	1,441	611	976
—	—	—	—	57,626	20,163	41,445	22,793	—	—	—
22,909	13,917	11,324	2,776	695,061	198,241	542,458	31,717	16,345	4,989	12,037
—	—	—	—	580,118	145,607	475,033	22,793	—	—	—

Remarks : Each upsides are total weight, downsides are radial tires.

Above figures are only Hankook, Kumho, Woosung.

Source : Korea Tire Manufacturers Association.

통 계(국내)

自動車用 타이어 內需(新車用 및 交替用) 出荷現況(數量)  
Domestic Shipment of Original Equipments & Replacements of Automobile Tires(Volume)

(單位 : 1,000個)

(unit : 1,000)

年度別 year	트럭·버스용 Truck & Bus			輕트럭용 Light Truck			乗用車用 Passenger Car			建設·産業·農機械用 Off-The-Road(OTR) Industrial(ID) Agricultural(AG)			計 Total		
	新車用 OE	交替用 RE	計 Total	新車用 OE	交替用 RE	計 Total	新車用 OE	交替用 RE	計 Total	新車用 OE	交替用 RE	計 Total	新車用 OE	交替用 RE	計 Total
1995	534	1,229	1,763	2,804	2,257	5,061	6,525	4,059	10,584	340	150	490	10,202	7,695	17,898
	34	279	313	2,170	1,431	3,755	6,516	4,058	10,573	-	-	-	8,720	5,922	14,642
1996	530	1,320	1,850	2,176	2,668	4,844	6,258	4,760	11,018	383	158	541	9,347	8,906	18,253
	36	433	469	1,697	2,028	3,725	6,249	4,760	11,009	-	-	-	7,982	7,221	15,203
1997	345	1,220	1,565	1,882	2,827	4,709	6,757	5,924	12,682	382	370	752	9,366	10,342	19,708
	54	565	619	1,450	2,170	3,621	6,706	5,924	12,630	-	-	-	8,211	8,660	16,871
1998. 9	16	139	155	133	301	433	719	734	1,453	10	33	44	878	1,207	2,085
	3	82	85	109	244	353	694	734	1,428	-	-	-	806	1,061	1,886
10	10	84	95	115	210	325	526	621	1,147	9	21	30	660	937	1,597
	4	46	50	100	162	261	514	621	1,135	-	-	-	617	829	1,446
11	17	108	124	161	331	493	729	720	1,448	13	24	37	920	1,182	2,103
	4	59	63	131	259	390	702	720	1,422	-	-	-	837	1,038	1,875
1~11	114	953	1,067	1,073	1,930	3,003	4,968	5,154	10,121	152	224	376	6,306	8,261	14,568
計	27	514	541	836	1,488	2,324	4,855	5,154	10,008	-	-	-	5,719	7,155	12,874

註 : ① 上段은 總數量, 下段은 래디알 타이어  
② 위 統計는 韓國, 錦湖, 宇成만의 것임.  
③ OE : 新車用, RE : 交替用

Remarks : ① Each upsides are total figures, downsides are radial tires.

② Above figures are only Hankook, Kumho, Woosung.

③ OE : Original Equipment, RE : Replacement

資料 : 大韓타이어工業協會

Source : Korea Tire Manufacturers Association.

自動車用 타이어 內需(新車用 및 交替用) 出荷現況(重量)  
Domestic Shipment of Original Equipments & Replacements of Automobile Tires(Weight)

(單位 : 톤)

(unit : ton)

年度別 year	트럭·버스용 Truck & Bus			輕트럭용 Light Truck			乗用車用 Passenger Car			建設·産業·農機械用 Off-The-Road(OTR) Industrial(ID) Agricultural(AG)			計 Total		
	新車用 OE	交替用 RE	計 Total	新車用 OE	交替用 RE	計 Total	新車用 OE	交替用 RE	計 Total	新車用 OE	交替用 RE	計 Total	新車用 OE	交替用 RE	計 Total
1995	25,653	68,128	93,803	30,282	31,099	61,381	54,201	34,149	88,350	7,881	4,272	12,152	118,039	137,647	255,686
	2,119	18,776	20,895	20,020	17,399	37,418	54,164	34,143	88,307	-	-	-	76,302	70,318	146,620
1996	24,350	74,354	98,704	25,068	36,238	61,307	51,034	39,856	90,890	10,341	5,126	15,466	110,793	155,574	266,367
	2,331	28,820	31,150	16,378	22,851	39,229	51,002	39,856	90,858	-	-	-	69,711	91,527	161,238
1997	18,938	70,092	89,030	21,370	38,363	59,733	57,773	50,507	108,280	9,628	15,471	25,098	107,708	174,433	282,142
	5,257	37,636	42,893	14,165	25,212	39,376	57,558	50,507	108,065	-	-	-	76,979	113,355	190,334
1998. 9	709	8,005	8,714	1,462	3,919	5,381	5,564	6,408	11,973	345	1,350	1,695	8,081	19,683	27,763
	153	5,192	5,345	1,110	2,834	3,944	5,466	6,408	11,875	-	-	-	6,729	14,434	21,163
10	527	4,866	5,393	1,266	2,764	4,030	4,129	5,393	9,522	359	868	1,227	6,281	13,891	20,172
	227	2,974	3,201	1,028	1,852	2,880	4,083	5,393	9,475	-	-	-	5,337	10,219	15,556
11	764	6,186	6,949	1,754	4,371	6,126	5,659	6,328	11,987	495	1,186	1,681	8,672	18,071	26,742
	255	3,744	3,999	1,302	2,984	4,286	5,551	6,328	11,878	-	-	-	7,107	13,056	20,163
1~11	5,388	55,284	60,672	12,002	26,445	38,447	40,606	44,598	85,204	5,064	8,853	13,917	63,061	135,180	198,241
計	1,619	32,890	34,508	8,470	17,877	26,346	40,154	44,598	84,752	-	-	-	50,242	95,365	145,607

註 : ① 上段은 總數量, 下段은 래디알 타이어  
② 위 統計는 韓國, 錦湖, 宇成만의 것임.  
③ OE : 新車用, RE : 交替用

Remarks : ① Each upsides are total figures, downsides are radial tires.

② Above figures are only Hankook, Kumho, Woosung.

③ OE : Original Equipment, RE : Replacement

資料 : 大韓타이어工業協會

Source : Korea Tire Manufacturers Association.

自動車 튜브레스 타이어 生産 및 出荷現況(數量 및 重量)  
Production & Shipments of Automobile Tubeless Tires(Volume & Weight)

(單位 : 1,000個, 톤)

(unit : 1,000, ton)

年度別 year	트럭·버스용 Truck & Bus			輕트럭용 Light Truck			乗用車用 Passenger Car			建設·産業·農機械用 Off-The-Road(OTR) Industrial(ID) Agricultural(AG)			計 Total		
	生産 Production	出荷 (Shipments) 內需 Domestic 輸出 Exports		生産 Production	出荷 (Shipments) 內需 Domestic 輸出 Exports		生産 Production	出荷 (Shipments) 內需 Domestic 輸出 Exports		生産 Production	出荷 (Shipments) 內需 Domestic 輸出 Exports		生産 Production	出荷 (Shipments) 內需 Domestic 輸出 Exports	
1995	2,466	182	2,165	7,079	2,707	3,860	33,823	10,333	21,807	10	5	4	43,377	13,227	27,836
	134,934	9,730	117,046	84,561	24,011	52,534	271,663	86,240	171,171	2,104	1,320	640	493,172	121,301	341,411
1996	2,133	250	1,912	6,987	2,214	4,841	37,824	10,684	26,766	9	6	3	46,953	13,153	33,522
	138,076	16,205	123,394	85,473	21,948	63,642	298,119	88,206	206,821	2,101	1,460	463	523,769	127,819	394,320
1997	2,158	316	1,765	7,184	1,759	5,222	38,239	12,246	26,731	15	10	5	47,595	14,331	33,723
	138,532	22,251	111,537	90,899	19,124	72,324	304,390	104,836	203,834	2,432	1,795	633	536,252	148,006	388,328
1998 9	205	62	195	728	319	577	2,951	1,460	2,168	2	1	1	3,886	1,843	2,941
	12,974	3,979	11,999	9,232	3,351	7,504	23,672	12,154	17,101	207	129	79	46,085	19,613	36,682
10	194	37	182	744	201	507	2,959	901	2,285	1	1	1	3,897	1,140	2,975
	12,337	2,400	11,317	9,087	2,034	6,811	23,987	7,841	17,328	225	111	106	45,637	12,386	35,563
11	206	50	166	816	321	580	3,356	1,461	2,254	1	1	1	4,380	1,832	3,001
	13,216	3,165	10,280	10,024	3,259	7,999	26,902	12,199	17,695	204	119	58	50,346	18,742	36,033
1~11 計	2,110	401	1,980	6,851	1,725	6,680	34,158	9,707	27,214	14	9	5	43,132	11,842	35,879
	134,204	25,738	119,758	90,208	18,536	86,838	273,834	82,849	213,072	2,042	1,293	688	500,289	128,417	420,355

註 : 上段은 數量, 下段은 重量  
위 統計는 韓國, 錦湖, 宇成만의 것임.  
資料 : 大韓타이어工業協會

Remarks : Each upsides are volume, downsides are weight.  
Above figures are only Hankook, Kumho, Woosung.  
Source : Korea Tire Manufacturers Association.

타이어 및 튜브 地域別 輸出現況(金額)  
Exports of Tires & Tubes by Region(Value)

(單位 : 1,000달러)

(unit : FOB US \$ 1,000)

地域 年度	東南亞 Southeast Asia	中 東 Middle East	歐 洲 Europe	北 美 North America	中南美 Latin America	아프리카 Africa	大洋洲 Oceania	計 Total
1995	149,291	186,739	392,221	283,031	158,768	82,266	77,469	1,329,785
1996	164,867	253,912	453,238	273,346	213,651	108,439	81,209	1,548,662
1997	143,223	219,750	379,061	268,987	263,746	84,734	77,784	1,437,285
1998. 11	6,207	14,179	34,844	23,938	24,690	7,161	5,875	116,894
(1~8 月計)	88,601	164,227	421,608	304,313	281,078	91,425	69,892	1,421,144
前年同期比(%) as % of 1997(1~11)	66.3	82.2	121.8	127.5	116.9	114.9	96.1	108.4

註 : 通關基準  
資料 : 産業資源部

Remarks : Basis on customs clearance.  
Source : Ministry of Commerce, Industry & Energy

통 계 (국내)

自轉車用 · 運搬車用 · 二輪車用 타이어 및  
Production & Shipments & Stocks of Bicycle ·

(單位: 1,000個)

年度別 year	自轉車用 타이어 · 튜브 Bicycle Tires & Tubes				運搬車用 타이어 · 튜브 Handcart Tires & Tubes			
	生産 Production	出荷 Shipments		在庫 Stocks	生産 Production	出荷 Shipments		在庫 Stocks
		內需 Domestic	輸出 Exports			內需 Domestic	輸出 Exports	
1995	9,977	2,663	7,788	905	716	541	104	214
	7,984	3,219	5,047	951	782	678	60	147
1996	7,966	2,137	5,412	1,319	673	579	142	162
	5,869	2,735	2,863	1,308	518	512	2	138
1997	6,786	2,391	4,534	1,220	622	449	210	119
	5,253	3,135	1,851	1,616	564	529	—	154
1998. 9	444	171	277	1,251	16	15	—	102
	201	214	46	1,413	35	42	—	113
10	309	133	250	1,194	10	12	—	100
	192	182	41	1,376	30	38	—	104
11	321	115	269	1,131	4	39	—	65
	181	162	156	1,239	65	60	—	108
1~11計	5,856	1,702	4,268	1,131	153	148	2	65
	3,542	2,147	1,770	1,239	303	321	3	108

註: 上段은 타이어, 下段은 튜브

資料: 大韓타이어工業協會

自轉車用 · 運搬車用 · 二輪車用 타이어 및  
Production & Shipments & Stocks of Bicycle ·

(單位: 톤)

年度別 year	自轉車用 타이어 · 튜브 Bicycle Tires & Tubes				運搬車用 타이어 · 튜브 Handcart Tires & Tubes			
	生産 Production	出荷 Shipments		在庫 Stocks	生産 Production	出荷 Shipments		在庫 Stocks
		內需 Domestic	輸出 Exports			內需 Domestic	輸出 Exports	
1995	6,050	1,725	4,440	547	2,938	2,147	465	911
	1,600	604	1,003	177	240	209	17	51
1996	4,766	1,345	2,898	814	2,930	2,472	688	425
	1,234	514	547	247	205	213	1	57
1997	3,725	1,473	2,477	822	3,125	2,202	1,128	625
	1,016	609	331	308	251	233	—	119
1998. 9	280	113	155	901	19	24	—	103
	39	41	8	275	10	9	—	27
10	184	93	142	933	14	20	—	95
	36	30	7	199	8	8	—	22
11	192	71	161	733	10	117	—	194
	33	27	25	188	13	11	—	28
1~11計	3,311	1,077	2,268	733	351	357	5	194
	653	376	299	188	84	82	1	28

註: 上段은 타이어, 下段은 튜브

資料: 大韓타이어工業協會

튜브 生産 · 出荷 · 在庫現況(數量)  
Handcart · Motorcycle Tires & Tubes(Volume)

(unit : 1,000)

二輪車用 타이어 · 튜브 Motorcycle Tires & Tubes				計 Total			
生産 Production	出荷 Shipments		在庫 Stocks	生産 Production	出荷 Shipments		在庫 Stocks
	內需 Domestic	輸出 Exports			內需 Domestic	輸出 Exports	
3,190	1,488	1,684	176	13,882	4,692	9,576	1,295
5,118	2,733	2,138	404	13,884	6,630	7,246	1,502
2,926	1,264	1,494	349	11,564	3,979	7,049	1,830
6,187	2,297	3,607	736	12,574	5,544	6,472	2,183
2,692	1,477	1,278	292	10,100	4,317	6,022	1,631
3,755	1,874	2,310	280	9,573	5,537	4,160	2,050
195	121	92	236	655	307	368	1,589
359	158	153	525	596	413	199	2,051
182	126	81	236	501	271	332	1,530
239	158	113	497	461	378	154	1,977
200	112	86	239	525	266	355	1,434
204	97	49	550	450	319	205	1,898
2,211	1,133	1,186	239	8,220	2,983	5,456	1,434
3,276	1,390	1,637	550	7,121	3,858	3,410	1,898

Remarks : Each upsides are tires, downsides are tubes.  
Source : Korea Tire Manufacturers Association.

튜브 生産 · 出荷 · 在庫現況(重量)  
Handcart · Motorcycle Tires & Tubes(Weight)

(unit : ton)

二輪車用 타이어 · 튜브 Motorcycle Tires & Tubes				計 Total			
生産 Production	出荷 Shipments		在庫 Stocks	生産 Production	出荷 Shipments		在庫 Stocks
	內需 Domestic	輸出 Exports			內需 Domestic	輸出 Exports	
7,077	3,512	3,267	388	16,065	7,385	8,172	1,846
1,955	1,023	737	156	3,795	1,836	1,757	384
6,421	2,965	3,026	792	14,116	6,782	6,612	2,031
2,478	881	1,250	294	3,917	1,609	1,799	598
5,632	3,779	2,433	717	12,482	7,455	6,037	2,164
1,531	750	812	81	2,798	1,592	1,142	508
558	321	279	748	856	458	434	1,751
139	57	53	185	187	108	61	487
499	390	280	905	697	504	421	1,933
92	57	39	175	136	95	46	397
610	342	273	816	813	531	434	1,742
79	35	17	200	126	73	42	415
6,570	3,528	3,516	816	10,232	4,962	5,888	1,742
1,230	483	572	200	1,967	941	872	415

Remarks : Each upsides are tires, downsides are tubes.  
Source : Korea Tire Manufacturers Association.

自動車 타이어 種類別 輸入現況(數量 및 金額)

Imports of Automobile Tires(Volume & Value)

(單位 : 個, 1,000달러)

(unit : each, U\$ 1,000)

年度別 Year	乗用車用 Passenger Car		트럭·버스用 Truck & Bus		産業用 또는 農耕用 Industrial Vehicles or Agricultural Machinery		其他 Others		計 Total	
	數量 Volume	金額 Value	數量 Volume	金額 Value	數量 Volume	金額 Value	數量 Volume	金額 Value	數量 Volume	金額 Value
1995	1,978,238	62,880	75,426	4,760	431,460	5,146	235,005	1,053	2,720,129	73,839
1996	1,906,911	64,059	102,384	8,469	462,282	6,180	78,527	848	2,550,104	79,556
1997	1,529,451	52,086	73,097	6,391	617,904	5,780	179,157	1,686	2,399,609	65,943
1998. 10	94,040	3,099	3,565	279	69,164	628	18,003	44	184,772	4,050
11	87,506	3,083	4,378	309	87,145	662	11,984	52	191,013	4,106
1~11計	686,897	22,377	53,503	4,157	468,109	4,138	72,816	1,008	1,281,325	31,680

資料 : 關稅廳 貿易統計

Source : Statistical year book of foreign trade.

乗用車用 래디알 타이어 國家別 輸入現況(數量 및 金額)

Imports of Passenger Car Radial Tires(Volume & Value)

(單位 : 個, 1,000달러)

(unit : each, U\$ 1,000)

年度別 Year	美國 U. S. A.	캐나다 Canada	프랑스 France	獨逸 Germany	이태리 Italy	英國 U. K.	스페인 Spain	日本 Japan	其他 Others	計 Total
1995	353,557	110,493	287,966	630,686	129,166	37,525	151,481	9,943	262,308	1,973,125
	13,344	3,800	7,707	20,959	3,768	1,158	3,310	257	8,247	62,550
1996	280,709	92,661	188,441	452,583	180,472	115,631	45,594	130,973	345,856	1,832,920
	12,130	4,358	6,457	15,578	6,655	3,491	1,546	3,154	10,453	63,822
1997	275,704	88,572	43,002	125,282	122,630	47,220	156,406	307,928	336,314	1,503,058
	11,518	3,964	1,516	5,361	4,241	1,653	6,753	8,078	8,704	51,788
1998. 10	19,436	12,081	1,756	7,580	8,454	23,011	-	12,260	9,462	94,040
	794	497	50	286	313	704	-	268	187	3,099
11	11,956	-	1,787	6,160	7,266	8,064	309	41,550	10,414	87,506
	516	-	70	245	270	305	18	1,478	181	3,083
1~11計	86,358	27,904	20,701	62,180	54,564	111,673	44,368	177,632	101,517	686,897
	3,622	1,178	609	2,616	2,112	3,559	1,776	4,767	2,138	22,377

註 : 上段은 數量, 下段은 金額  
資料 : 關稅廳 貿易統計

Remarks : Each upsides are volume, downsides are value.  
Source : Statistical yearbook of foreign trade.

트럭·버스용 래디알 타이어 國家別 輸入現況(數量 및 金額)

Imports of Truck & Bus Radial Tires(Volume & Value)

(單位 : 個, 1,000달러)

(unit : each, U\$ 1,000)

年度別 Year	美國 U. S. A.	캐나다 Canada	프랑스 France	獨逸 Germany	이태리 Italy	英國 U. K.	스페인 Spain	日本 Japan	其他 Others	計 Total
1995	2,229	-	6,307	21,610	3,748	4,350	7,825	20,730	118	66,917
	168	-	1,010	1,045	136	542	600	529	25	4,055
1996	677	4	13,623	26,589	4,143	19,152	3,331	25,885	44	93,448
	54	1	2,350	1,526	611	2,215	603	861	8	8,229
1997	1,239	-	15,172	25,396	423	16,057	2,051	6,387	4,128	70,853
	118	-	1,912	1,424	88	1,605	390	291	316	8,229
1998.10	4	-	906	651	43	879	-	-	604	3,555
	78	-	65	28	7	16	-	-	83	277
11	-	-	1,048	560	-	-	100	1,484	1,173	4,365
	-	-	85	15	-	-	15	136	56	307
1~11計	652	-	8,478	4,485	1,697	13,055	975	8,185	11,467	48,994
	91	-	1,019	167	177	973	155	716	594	3,892

註 : 上段은 數量, 下段은 金額  
資料 : 關稅廳 貿易統計

Remarks : Each upsides are volume, downsides are value.  
Source : Statistical yearbook of foreign trade.



自轉車用 타이어 國家別 輸入現況(數量 및 金額)

Imports of Bicycle Tires(Volume & Value)

(單位 : 個, 달러)

(unit : each, US)

年度別 Year	中 國 P. R. China	프랑스 France	인도네시아 Indonesia	이태리 Italy	日 本 Japan	泰 國 Thailand	臺 灣 Taiwan	美 國 U. S. A.	기 타 Others	計 Total
1996	118,300	435	7,193,550	2,691	2,365	13,140	—	—	—	7,330,481
	216,296	5,133	7,404,693	35,742	36,243	51,394	—	—	—	7,749,501
1997	245,050	—	5,678,662	3,010	1,670	13,400	—	150	100	5,942,042
	425,839	—	6,353,927	37,033	13,849	27,690	—	1,359	1,547	6,861,244
1998. 10	11,500	—	139,980	10	610	—	—	—	—	152,100
	20,500	—	99,981	547	1,767	—	—	—	—	122,795
11	—	—	214,150	—	—	5,000	10	—	3,680	222,840
	—	—	181,105	—	—	10,068	16	—	21,835	213,024
1~11 計	71,902	—	4,342,286	1,686	2,209	17,000	6,055	225	3,758	4,445,121
	132,288	—	3,683,900	13,922	14,475	29,896	7,989	1,772	22,704	3,906,946

註 : 上段은 數量, 下段은 金額  
資料 : 關稅廳 貿易統計

Remarks : Each upsides are volume, downsides are value.  
Source : Statistical yearbook of foreign trade.

自轉車用 튜브 國家別 輸入現況(數量 및 金額)

Imports of Bicycle Tubes(Volume & Value)

(單位 : 個, 달러)

(unit : each, US)

年度別 Year	中 國 P. R. China	프랑스 France	인도네시아 Indonesia	이태리 Italy	日 本 Japan	泰 國 Thailand	臺 灣 Taiwan	기 타 Others	計 Total
1996	14,301	—	6,000	—	—	—	—	20	20,501
	7,410	—	16,621	—	—	—	—	1,964	25,995
1997	4,110	—	6,000	300	800	6,000	—	50	17,260
	3,082	—	4,527	10,139	2,218	4,520	—	80	24,566
1998. 10	—	—	6,270	—	—	—	—	—	6,270
	—	—	3,263	—	—	—	—	—	3,263
11	—	—	—	—	80	—	—	—	80
	—	—	—	—	1,041	—	—	—	1,041
1~11 計	—	—	68,300	—	90	12,000	3,000	106	83,696
	—	—	37,894	—	1,180	3,560	4,031	207	46,812

註 : 上段은 數量, 下段은 金額  
資料 : 關稅廳 貿易統計

Remarks : Each upsides are volume, downsides are value.  
Source : Statistical yearbook of foreign trade.

통 계(해외)

世界 主要國의 天然고무 및  
Production & Consumption of

生 産 (單位: 1,000톤)

區分 國家	天 然 高 무										計
	泰 國	인 도 네시아	말 레 이지아	印 度	中 國	베트남	스 리 랑 카	나 이 지리아	코트디 브와르	필리핀	
1996	1,970.4	1,527.0	1,082.5	540.1	430.0	189.0	112.5	95.0	91.0	62.0	6,400
1997. 1	216.0	138.5	129.6	60.1	37.0	17.0	11.2	10.0	8.5	5.5	660
2	179.0	122.7	61.1	27.5	37.0	17.0	11.2	8.5	9.0	5.0	500
3	167.7	136.4	61.2	31.6	37.0	17.0	10.3	8.0	8.5	5.5	510
4	127.0	104.7	52.4	41.1	37.0	14.0	9.5	9.0	7.5	5.5	430
5	128.0	123.6	79.8	47.4	37.0	16.0	9.4	8.5	9.0	5.0	480
6	145.6	129.0	84.7	40.2	37.0	17.0	8.2	8.0	7.5	5.5	520
7	185.9	129.9	90.9	37.0	37.0	16.0	7.1	7.0	9.5	5.5	540
8	166.7	122.5	90.9	43.4	37.0	17.0	7.1	5.5	10.0	5.0	550
9	162.2	132.0	83.8	56.0	37.0	17.0	7.7	6.0	9.5	5.5	550
10	170.0	116.5	79.5	59.3	37.0	17.0	7.9	7.0	9.5	5.5	550
11	166.0	126.2	75.9	65.3	37.0	17.0	7.1	5.5	10.0	5.5	550
12	218.6	122.8	81.3	71.4	37.0	19.0	9.1	7.0	9.5	5.8	590
計	2,032.7	1,504.8	971.1	580.3	444.0	201.0	105.8	90.0	108.0	64.8	6,420
1998. 1	205.2	125.8	84.3	64.8	37.0	18.0	7.3	7.5	9.0	5.5	620
2	215.1	120.0	68.5	28.2	38.0	19.0	8.8	7.5	9.5	5.0	510
3	194.9	132.0	62.0	29.7	38.0	19.0	8.0	7.5	9.0	5.5	530
4	132.9	142.6	51.6	41.8	38.0	16.0	8.0	7.0	8.5	5.5	480
5	125.2	115.3	57.6	47.6	38.0	17.0	8.0	7.0	9.5	5.0	440
6	176.2	85.1	71.4	41.2	38.0	17.0	8.0	7.5	8.5	5.5	490
7	177.2	175.7	83.8	40.0	38.0	18.0	8.0	7.0	10.0	5.5	580
8	180.2	159.0	81.2	40.0	38.0	17.0	8.0	7.0	10.0	5.0	560
9	168.0		86.1								
10	166.5										
11											
12											
計											

使 用 (單位: 1,000톤)

年 度 別	美 國 <sup>①</sup>			日 本			中 國			韓 國		
	天然	合成	計	天然	合成	計	天然	合成	計	天然	合成	計
1996	1,001.7	2,186.6	3,188.3	714.5	1,124.5	1,839.0	810.0	870.0	1,680.0	300.0	440.0	740.0
1997. 1	94.2	191.6	285.8	56.7	87.6	144.3	75.0	75.0	150.0	25.0	34.0	59.0
2	92.0	181.2	273.2	58.9	91.0	149.9	75.0	80.0	155.0	25.0	34.0	59.0
3	93.9	189.9	283.8	65.0	100.5	165.5	75.0	75.0	150.0	26.0	34.0	60.0
4	88.2	187.9	276.1	61.7	100.8	162.5	75.0	80.0	155.0	25.0	34.0	59.0
5	93.0	195.2	288.2	56.6	92.6	149.2	75.0	80.0	155.0	25.0	34.0	59.0
6	65.1	185.1	250.2	62.1	101.4	163.5	75.0	80.0	155.0	25.0	34.0	59.0
7	76.8	203.9	280.7	62.3	103.5	165.8	75.0	85.0	160.0	24.0	34.0	58.0
8	90.1	206.2	296.3	51.0	84.7	135.7	75.0	85.0	160.0	24.0	33.0	57.0
9	87.5	201.6	289.1	60.8	100.8	161.6	75.0	85.0	160.0	24.0	34.0	58.0
10	86.8	200.9	287.7	63.0	106.2	169.2	75.0	90.0	165.0	26.0	34.0	60.0
11	87.5	179.7	267.2	60.1	101.5	161.6	75.0	90.0	165.0	26.0	33.0	59.0
12	89.0	186.9	275.9	54.8	92.4	147.2	75.0	90.0	165.0	27.0	33.5	60.5
計	1,044.1	2,310.1	3,354.2	713.0	1,163.0	1,876.0	900.0	995.0	1,895.0	302.0	405.5	707.5
1998. 1	104.5	196.7	301.2	53.8	84.9	138.7	75.0	85.0	160.0	21.0	27.0	48.0
2	76.6	192.8	269.4	57.9	91.5	149.4	75.0	85.0	160.0	21.0	27.0	48.0
3	102.7	215.5	318.2	61.2	96.7	157.9	75.0	85.0	160.0	20.0	27.0	47.0
4	81.0	195.2	276.2	60.9	95.2	156.1	70.0	85.0	155.0	24.0	27.0	51.0
5	98.0	200.3	298.3	54.6	85.3	139.9	70.0	85.0	155.0	24.0	27.0	51.0
6	92.9	202.1	295.0	60.6	94.6	155.2	70.0	85.0	155.0	25.0	27.0	52.0
7	96.4	192.8	289.2	62.7	95.3	158.0	70.0	80.0	150.0	23.0	27.0	50.0
8	100.7	205.6	306.3	50.5	76.5	127.0	70.0	80.0	150.0	23.0	27.0	50.0
9										23.0	27.0	50.0
10												
11												
12												
計												

註: ① 모든 데이터는 미국고무협회(R.M.A)에서 나온 것임.

資料: IRSG(International Rubber Study Group)의 Rubber Statistical Bulletin(1998. 12. Vol. 53 No. 3)

合成고무 生産 및 使用現況(重量)

Natural & Synthetic Rubber(Weight)

(unit : 1,000tons)

합 成 고 무											區分 國家	年度別
美 國	日 本	러시아	프랑스	中 國	韓 國	獨 逸	英 國	이태리	브라질	世界 (計)		
2,486.0	1,519.9	775.1	582.5	553.3	515.6	548.1	280.0	303.0	288.0	9,790	1996	
220.0	137.5	59.5	48.4	49.7	47.0	49.0	21.7	24.0	24.0	840	1997. 1	
200.0	126.5	56.6	50.6	46.4	43.6	42.9	23.1	25.0	24.0	800	2	
220.0	117.9	64.5	55.8	54.6	47.0	45.5	21.5	25.0	24.0	840	3	
230.0	142.3	80.5	53.8	47.6	45.7	41.9	20.6	26.0	24.0	870	4	
220.0	138.0	55.5	47.6	44.3	31.1	44.0	25.8	27.0	25.0	810	5	
200.0	120.1	52.6	49.7	51.6	43.6	46.2	21.1	27.0	24.0	800	6	
220.0	134.9	54.2	37.7	62.5	41.6	49.0	21.3	27.0	25.0	830	7	
220.0	136.7	56.4	45.4	46.4	46.1	41.5	13.1	11.0	25.0	820	8	
230.0	131.0	54.2	52.7	39.4	46.5	50.6	34.5	27.0	25.0	860	9	
210.0	120.0	66.9	52.8	51.9	46.5	49.8	30.8	27.0	25.0	840	10	
210.0	140.3	63.8	50.4	54.3	49.6	50.2	27.8	27.0	25.0	870	11	
209.0	146.3	60.2	50.0	51.0	51.8	44.5	30.0	22.0	25.0	870	12	
2,589.0	1,591.5	724.9	594.9	599.7	540.1	555.1	294.3	295.0	295.0	10,060	計	
230.0	142.8	60.0	54.3	41.0	50.8	47.3	23.2	25.0	25.0	860	1998. 1	
200.0	124.9	44.9	49.4	34.5	43.4	49.1	21.0	26.0	25.0	780	2	
230.0	106.4	52.4	52.2	55.1	38.7	56.9	23.3	27.0	25.0	850	3	
220.0	127.8	60.0	51.9	53.3	48.0	44.0	21.8	26.0	25.0	850	4	
240.0	131.4	60.0	57.1	53.9	50.0	50.2	22.2	27.0	25.0	900	5	
210.0	124.9	60.0	48.6	43.5	50.0	46.3	21.9	25.0	25.0	830	6	
220.0	134.0	60.0	43.5	41.5	50.0	52.1	20.9	24.0	25.0	850	7	
210.0	123.2	60.0	46.3	39.4	50.0	40.3	9.3	11.0	25.0	790	8	
			51.2	39.1	50.0		19.6	25.0			9	
											10	
											11	
											12	
											計	

(unit : 1,000tons)

프 랑 스			獨 逸			러 시 아			英 國			世界(計)			年度別
天然	合成	計	天然	合成	計	天然	合成	計	天然	合成	計	天然	合成	計	
182.2	436.1	618.3	193.0	478.0	671.0	16.0	438.0	454.0	111.0	230.0	341.0	6,140	9,600	15,740	1996
18.6	33.3	51.9	16.0	40.0	56.0	1.0	40.0	41.0	11.0	19.0	30.0	550	810	1,360	1997. 1
15.0	33.2	48.2	17.0	43.0	60.0	1.0	40.0	41.0	11.0	19.0	30.0	550	800	1,350	2
15.1	40.6	55.7	18.0	46.0	64.0	1.0	40.0	41.0	12.0	19.0	31.0	550	840	1,390	3
16.0	41.9	57.9	18.0	47.0	65.0	0.5	45.0	45.5	10.0	16.0	26.0	540	840	1,380	4
14.1	33.2	47.3	15.0	38.0	53.0	0.5	45.0	45.5	9.0	16.0	25.0	560	820	1,380	5
15.8	35.7	51.5	17.0	44.0	61.0	1.0	45.0	46.0	9.0	16.0	25.0	520	840	1,360	6
16.3	19.9	36.2	20.0	44.0	64.0	1.0	45.0	46.0	9.0	20.0	29.0	530	830	1,360	7
12.2	31.1	43.3	17.0	38.0	55.0	1.0	45.0	46.0	9.0	19.0	28.0	520	810	1,330	8
17.9	37.0	54.9	18.0	39.0	57.0	0.5	45.0	45.5	9.0	19.0	28.0	560	850	1,410	9
19.2	33.5	52.7	21.0	46.0	67.0	0.5	45.0	45.5	10.0	24.0	34.0	550	870	1,420	10
15.4	38.1	53.5	20.0	44.0	64.0	0.5	45.0	45.5	11.0	24.0	35.0	550	850	1,400	11
16.7	38.7	55.4	15.0	35.0	50.0	0.5	45.0	45.5	11.0	24.0	35.0	540	850	1,390	12
192.3	416.2	608.5	212.0	504.0	716.0	9.0	525.0	534.0	121.0	235.0	356.0	6,510	10,020	16,530	計
19.0	39.6	58.6	18.0	41.0	59.0	0.5	40.0	40.5	12.0	19.0	31.0	550	820	1,370	1997. 1
15.0	36.1	51.1	18.0	41.0	59.0	0.5	45.0	45.5	12.0	18.0	30.0	520	820	1,340	2
20.8	38.4	59.2	20.0	47.0	67.0	0.0	40.0	40.0	12.0	18.0	30.0	570	870	1,440	3
22.0	36.5	58.5	21.0	45.0	66.0	0.5	40.0	40.5	12.0	14.0	26.0	540	830	1,370	4
17.3	41.0	58.3	20.0	44.0	64.0	0.5	45.0	45.5	11.0	13.0	24.0	530	830	1,360	5
21.7	36.8	58.5	21.0	46.0	67.0	0.5	40.0	40.5	11.0	13.0	24.0	570	840	1,410	6
17.8	32.9	50.7	21.0	44.0	65.0	0.5	40.0	40.5	11.0	15.0	26.0	540	820	1,360	7
14.2	30.7	44.9	21.0	40.0	61.0	0.5	40.0	40.5		15.0	26.0	540	790	1,330	8
19.3	40.5	59.8													9
															10
															11
															12
															計

Remarks : ① All data from Rubber Manufacturers Association(R.M.A.)

Source : IRSG(International Rubber Study Group) Rubber Statistical Bulletin(Vol. 53. No. 3, December 1998)

全國自動車登録現況(數量)  
Automobile Population (Volume)

(單位：臺)

1998년 12월말 현재 (unit: each)

차종	시·도별	서울	부산	대구	인천	광주	대전	울산	경기	강원	충북	충남	전북	전남	경북	경남	제주	합계
합계	계	2,198,619	719,862	614,914	557,936	287,991	326,989	261,320	2,061,665	366,801	337,560	414,513	415,273	402,501	663,253	699,439	140,963	10,468,599
	지	1,732,632	516,456	455,474	411,577	211,339	247,607	205,120	1,526,262	249,104	227,110	267,704	272,038	244,133	443,878	482,894	87,377	7,562,926
승용차	계	1,660,096	494,841	434,259	393,037	197,616	236,196	194,649	1,438,006	226,989	210,722	247,741	253,630	225,713	415,536	455,847	89,419	7,167,892
	소	1,642,448	492,051	432,287	392,067	196,050	234,997	194,017	1,433,633	226,385	210,104	246,923	252,594	224,666	414,544	455,847	89,279	7,129,192
승합차	계	74,314	32,631	32,591	27,174	10,928	16,758	11,511	9,796	20,855	17,602	16,692	17,498	15,712	39,665	44,001	8,913	487,381
	소	800,827	269,191	238,948	235,706	109,430	137,271	112,346	843,217	133,318	125,558	146,603	147,411	130,154	243,059	272,180	49,633	3,994,824
화물차	계	686,087	175,787	149,242	120,705	70,854	76,514	65,410	453,400	67,437	62,382	75,101	82,990	73,218	123,868	130,870	20,290	2,434,474
	소	43,342	8,289	7,327	5,117	3,073	2,983	3,110	22,247	3,131	2,993	4,322	3,542	3,568	5,750	5,483	1,015	125,292
기타	계	37,878	6,153	4,569	3,365	1,765	1,470	1,338	13,953	1,644	1,569	2,205	2,053	2,034	3,204	3,313	428	82,721
	소	17,638	2,790	1,672	970	1,566	1,199	632	5,372	604	618	818	1,042	1,047	986	1,536	140	38,530
승용차	계	11	6	6	6	1	28	11	44	3	1	6	2	1	8	1	9	255
	소	4,859	689	507	264	447	525	143	1,427	166	123	172	224	245	198	367	22	10,376
승합차	계	3,945	625	356	235	390	230	166	1,261	128	158	198	232	246	245	409	25	8,849
	소	8,704	1,364	892	470	701	433	321	336	339	338	437	584	547	538	747	82	19,933
화물차	계	2,038	2,198	2,202	1,913	1,731	1,237	820	5,124	2,501	1,845	2,163	2,342	2,295	3,337	2,707	1,034	43,377
	소	2,039	2,349	2,323	2,098	1,926	1,066	996	211	145	192	281	224	291	319	43	6,133	
기타	계	9	1	1	1	1	1	1	1	1	1	1	1	1	1	1	1	33
	소	4,836	1,848	1,876	1,612	1,541	1,111	714	714	2,289	1,700	2,059	2,070	3,045	2,386	981	37,211	
승용차	계	64,555	19,283	18,934	16,518	11,969	10,301	9,543	78,578	19,312	14,474	17,761	16,010	16,065	24,874	22,696	5,910	367,341
	소	1,500	600	600	500	2,000	2,000	2,000	2,000	2,000	2,000	2,000	2,000	2,000	2,000	2,000	2,000	2,000
승합차	계	9,262	2,459	2,638	2,571	2,007	1,503	874	11,960	2,815	2,084	2,218	2,235	2,448	3,197	3,222	725	52,618
	소	55,993	16,824	16,296	13,947	9,962	8,798	8,669	66,617	16,636	12,390	15,503	13,775	13,617	21,274	19,474	5,185	314,720
기타	계	653	134	79	109	43	73	108	558	102	69	79	50	60	137	108	24	2,386
	소	610	132	78	109	40	72	108	555	102	68	78	49	60	135	108	24	2,361
승용차	계	154,283	54,155	37,683	43,471	18,652	21,370	14,326	159,892	29,435	24,686	29,627	28,345	31,510	41,875	48,240	11,776	749,320
	소	152,930	53,699	37,341	43,161	18,484	21,175	14,170	158,642	29,035	24,396	29,707	29,937	31,133	41,897	47,703	11,665	742,168
승합차	계	9,749	3,503	1,847	1,247	12	474	954	603	1,246	832	765	1,026	1,051	999	1,357	1,503	31,212
	소	1,443	629	507	2,400	966	319	167	5,585	787	591	889	662	1,845	1,152	1,807	350	13,668
기타	계	141,738	49,567	35,007	40,769	17,044	19,902	13,400	145,399	26,811	23,431	26,396	25,388	27,537	37,898	43,330	10,164	682,841
	소	135,097	47,029	33,174	38,740	15,744	18,920	12,043	137,639	25,361	20,909	24,714	23,547	25,506	34,797	39,883	9,693	642,796
승용차	계	2,830	993	869	823	568	449	563	3,169	726	626	726	723	907	1,113	1,081	291	16,447
	소	1,215	409	281	286	297	187	197	1,316	315	289	315	300	366	458	517	60	6,822
승합차	계	1,122	583	889	429	338	568	3,278	400	598	634	789	742	1,515	1,816	119	16,476	
	소	58	24	20	31	6	8	9	37	9	7	9	22	15	33	1	238	
기타	계	1,353	456	322	290	168	195	155	1,250	400	290	352	408	387	478	537	111	7,152
	소	161,858	84,600	72,530	54,486	29,980	29,375	23,611	206,676	49,259	48,751	72,919	65,760	78,562	111,678	100,447	25,652	1,246,134
승용차	계	58	31	38	48	10	9	2	175	60	37	64	44	46	76	8	28	
	소	21	10	6	2	4	4	4	4	4	4	4	4	4	4	4	4	
승합차	계	68	6	11	8	5	5	2	2	2	2	2	2	2	2	2	2	
	소	48	6	11	8	5	5	2	2	2	2	2	2	2	2	2	2	
기타	계	309,568	144,853	120,962	99,880	57,088	57,088	40,524	370,232	84,272	116,650	113,781	123,559	174,323	164,259	41,621	2,104,683	
	소	207,142	106,453	89,019	69,793	38,243	37,628	28,822	272,241	62,887	61,896	90,582	82,375	97,859	134,051	124,720	30,010	1,533,230
승용차	계	206,477	106,239	88,897	69,719	38,157	36,353	26,681	271,698	62,661	61,744	90,219	82,091	97,277	133,390	124,090	29,969	1,529,602
	소	161,858	84,600	72,530	54,486	29,980	29,375	23,611	206,676	49,259	48,751	72,919	65,760	78,562	111,678	100,447	25,652	1,246,134
승합차	계	28,765	10,746	8,599	8,544	4,047	3,750	2,411	40,273	6,235	4,804	7,427	6,208	10,957	11,718	2,601	168,985	
	소	5,451	3,456	2,236	1,954	1,466	1,103	856	10,327	2,746	2,294	3,552	2,697	3,357	3,693	4,239	808	50,325
기타	계	5,890	3,463	3,257	1,926	902	1,102	745	8,561	2,010	2,060	3,382	3,005	3,358	4,172	4,589	623	49,625
	소	1,126	1,034	954	432	481	391	264	1,796	409	698	437	745	539	913	108	11,060	
승용차	계	1,809	1,754	786	1,247	815	680	368	2,318	978	619	1,099	1,049	1,014	1,249	156	17,047	
	소	1,484	1,186	675	1,130	466	652	408	1,747	1,014	711	806	1,200	1,437	935	51	15,026	
승합차	계	3,472	997	1,298	1,131	536	591	876	4,791	2,246	2,165	2,644	2,311	3,119	4,939	3,736	605	35,457
	소	287	151	128	81	102	197	523	1,044	1,013	1,216	942	715	884	2,026	1,769	192	11,274
기타	계	2,830	993	869	823	568	449	563	3,169	726	626	726	723	907	1,113	1,081	291	16,447
	소	322	205	215	139	70	117	102	1,136	383	369	703	514	621	710	572	170	6,348
승용차	계	28	33	25	25	7	15	6	14	38	5	20	4	54	8	35	326	
	소	77,492	22,609	24,659	18,215	14,028	15,710	6,621	66,032	15,497	14,813	15,631	22,285	14,677	23,666	24,395	9,428	385,658
승합차	계	22,238	6,098	926	886	357	262	245	2,597	812	575	990	1,062	1,610	2,149	1,387	208	17,590
	소	393	248	163	108	122	125	102	855	283	281	490	342	518	592	392	144	6,138
기타	계	21,450	14,884	5,988	10,741	4,281	3,854	4,205	27,160	6,387	5,348	6,793	6,810	7,774	11,676	11,359	1,578	150,338
	소	2,219	560	531	605	264	208	318	2,357	463	337	433	365	486	674	716	89	10,625
승용차	계	243	9	19	84	9	23	40	113	43	29	42	30	49	14	42	31	2,883
	소	214	76	79	123	21	59	104	424	196	90	148						