

Stability Constants of First-row Transition Metal and Trivalent Lanthanide Metal Ion Complexes with Macrocyclic Tetraazatetraacetic and Tetraazatetramethylacetic Acids

Choon-pyo Hong,* Dong-won Kim,[†] Ki-young Choi,[‡] Chang-tae Kim,[‡] and Yong-gyu Choi[§]

The Research Institute of Natural Science, Kongju National University, Kongju 314-701, Korea

[†]Department of Chemistry, Chungbuk National University, Cheongju 361-763, Korea

[‡]Department of Chemistry, Mokwon University, Teajon 301-729, Korea

[§]Department of Chemistry, Kongju National University, Kongju 314-701, Korea

Received October 17, 1998

The protonation constants of the macrocyclic ligands, 1,4-dioxa-7,10,13,16-tetraaza-cyclooctadecane-N,N',N'',N'''-tetra(acetic acid) [N-ac₄[18]aneN₄O₂] and 1,4-dioxa-7,10,13,16-tetraazacyclooctadecane-1,4-dioxa-7,10,13,16-N,N',N'',N'''-tetra(methylacetic acid) [N-meac₄[18]aneN₄O₂] have been determined by using potentiometric method. The protonation constants of the N-ac₄[18]aneN₄O₂ were 9.31 for logK₁^H, 8.94 for logK₂^H, 7.82 for logK₃^H, 4.48 for logK₄^H and 2.94 for logK₅^H. And the protonation constants of the N-meac₄[18]aneN₄O₂ were 9.34 for logK₁^H, 9.13 for logK₂^H, 8.05 for logK₃^H, 5.86 for logK₄^H, and 3.55 for logK₅^H. The stability constants of complexes on the divalent transition ions (Co²⁺, Ni²⁺, Cu²⁺, and Zn²⁺) and trivalent metal ions (Ce³⁺, Eu³⁺, Gd³⁺, and Yb³⁺) with ligands N-ac₄[18]aneN₄O₂ and N-meac₄[18]aneN₄O₂ have been obtained from the potentiometric data with the aid of the BEST program. The three higher values of the protonation constants for synthesized macrocyclic ligands correspond to the protonation of nitrogen atoms, and the fourth and fifth values correspond to the protonation of the carboxylate groups for the N-ac₄[18]aneN₄O₂ and N-meac₄[18]aneN₄O₂. The metal ion affinities of the two tetra-azamacrocyclic ligands with four pendant acetate donor groups or methylacetate donor groups are compared. The effects of the metal ions on the stabilities are discussed, and the trends in stability constants resulting from changing the macrocyclic ring with pendant donor groups and acidity of the metal ions.

Introduction

Macrocyclic polyethers, polyoxapolyaza and polyazapoly-carboxylates have the remarkable property of complexing selectivity with alkaline-earth or first-row transition metal (II) ions such that intensive efforts have been made in their applications to analytical chemistry, biochemistry, hydrometallurgy, and waste treatment. Several factors influence the thermodynamic and kinetic stabilities of metal complexes of macrocyclic ligands. These factors are the size of the metal ion and the ligand topology, such as charge, cavity size, number of donor atoms, and stereochemical rigidity.¹⁻⁸

Kim and Hong⁹ reported the stability constants of divalent transition and trivalent lanthanide metal ion complexes with macrocyclic 1,7-dioxa-4,10,13-triazacyclopentadecane-4,10,13-tri(methylacetic acid) and 1,7,13-trioxa-4,10,16-triazacyclooctadecane-4,10,16-tri(methylacetic acid). These series of ligands having acetate groups as N-pendant arm provide an opportunity to study the influence of size of the macrocyclic ring and the increasing number of donor atoms to the stability and selectivity of metal complexes.¹⁰

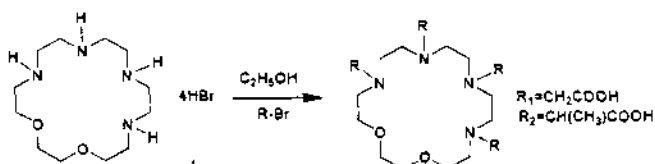
We initiated this project in order to understand how protonation constants and stability constants of first-row transition metal ions (Co²⁺, Ni²⁺, Cu²⁺, and Zn²⁺) and trivalent lanthanide metal ions (Ce³⁺, Eu³⁺, Gd³⁺, and Yb³⁺) complexes are affected by the size of metal ions and the number of donor atoms, the chelate ring and cavity size of synthe-

sized 1,4-dioxa-7,10,13,16-tetraazacyclooctadecane-N,N',N'',N'''-tetraacetic acid, N-ac₄[18]aneN₄O₂ and 1,4-dioxa-7,10,13,16-tetraazacyclooctadecane-1,4-Dioxa-7,10,13,16-N,N',N'',N'''-tetramethylacetic acid, N-meac₄[18]aneN₄O₂.

Experimental Section

Materials. The reagents used to synthesis, Dowex 1×8 ion exchange resin and silicagel (200-400 mesh, 60 Å) were obtained from Aldrich Chemical Co. The concentrations of N-ac₄[18]aneN₄O₂ and N-meac₄[18]aneN₄O₂ stock solutions were determined by titrating against a standard Cu(ClO₄)₂ solution using murexide as an indicator. The stock solutions of first-row transition metal ions(II) and trivalent lanthanide metal ions(II) were prepared from the metal chloride or metal oxide (Aldrich, 99.9%) and their concentrations determined by Na₂H₂EDTA titrations using murexide as an indicator. All other chemicals were used analytical grade without further purification. All solutions were prepared in deionized water.

Synthesis of N-ac₄[18]aneN₄O₂ and N-meac₄[18]ane N₄O₂
1,4-dioxa-7,10,13,16-tetraazacyclooctadecane-N,N',N'',N'''-tetrahydrobromide was prepared by previously reported procedures.¹¹⁻¹⁴ N-ac₄[18]aneN₄O₂ and N-meac₄[18]aneN₄O₂ were synthesized according to the methods of Martell *et al.*^{10,15,16} and Kim *et al.*¹⁷ The synthetic route of N-meac₄[18]aneN₄O₂ and N-ac₄[18]aneN₄O₂ was shown in Scheme 1.



Scheme 1. Synthetic route of N-meac₄[18]aneN₄O₂ and N-ac₄[18]aneN₄O₂.

The potassium hydroxide (87%) pellets, 0.77 g (12 mmol) were added to suspension of 1,4-dioxo-7,10,13,16-tetraazacyclooctadecane-N,N',N'',N'''-tetrahydrobromide (1.74 g, 3 mmol) in 40 mL of absolute ethanol (99.9%) mixture. The mixture was stirred at room temperature for 1 hr. The KBr was removed by filtration, and solvents were removed by vacuum distillation. The white residue obtained was dissolved in 20 mL of water.

For the synthesized N-ac₄[18]aneN₄O₂ was dissolved at bromoacetic acid of 2.45 g (17.6 mmol) in 20 mL of ice water (1-2 °C). A solution of 1.7 g of KOH (87%) in 20 mL of water was added dropwise to potassium bromoacetate at 2-5 °C until pH of the solution reached 12.0.

1,4-dioxo-7,10,13,16-tetraazacyclooctadecane and Br-CH₂COOK solution were concentrated to 10 mL. The rest of the aqueous KOH solution described above was used to maintain the pH of the reaction solution at 11.5-12.0. The reaction solution was kept at 40-42 °C for 5 hr., and then at room temperature for 16 hr. It was neutralized to pH 9.0 with 6 M HCl, and then concentrated to 10 mL.

For the synthesized N-meac₄[18]aneN₄O₂ was dissolved at 2-bromopropionic acid (or bromoacetic acid) of 2.69 g (17.6 mmol) in 20 mL of ice cold water (1-2 °C). A solution of 1.7 g of KOH (87%) in 20 mL of water was added dropwise to potassium 2-bromopropionate (or potassium bromoacetate) at 2-5 °C until pH of the solution reached 12.0.

1,4-dioxo-7,10,13,16-tetraazacyclooctadecane and Br-(CH₃)CHCH₂COOK (or BrCH₂CH₂COOH) solution were mixed and warmed up to 40-42 °C. The rest of the aqueous KOH solution described above was applied to maintain the pH range of the reaction solution to 11.5-12.0. The reaction solution was kept at 40-42 °C for 5 hr., and then was concentrated to 10 mL.

The concentrated solutions were loaded on a column of Dowex 1×80-50 ion exchange resin of the OH⁻ form (15 mm×300 mm) respectively. They were eluted successively with 200 mL of water, 200 mL of 0.01 M HCl, and 300 mL of 0.1 M HCl. The eluate with pH=3.0 contained the pure ligands. After elution with 100 mL of 0.2M HCl, another tetra-HBr salts were obtained.

N-ac₄[18]aneN₄O₂, yield 67%, ¹H NMR (D₂O-NaOD, PD=13.2): δ 3.66 (t, 2H, -OCH₂CH₂N-), 3.42 (t, -OCH₂CH₂N-), 3.48 (s, 2H, -NCH₂CH₂N-), 2.60 (t, 2H, -NCH₂COOH). Anal. calcd. for C₁₆H₃₆O₁₀N₄: C; 43.20, H; 8.10, N; 12.60. Found: C; 43.15, H; 8.08, N; 12.55.

N-meac₄[18]aneN₄O₂, yield 75%, ¹H NMR (D₂O-NaOD, PD=13.2): δ 3.96 (q, 1H, -NCH(CH₃)COOH), 3.60 (t, 2H, -OCH₂CH₂N-), 3.40 (t, 2H, -CH₂CH₂N-), 3.48 (s, 2H, -NCH₂CH₂N-), 1.52 (d, 3H, -NCH(CH₃)COOH). Anal.

Calcd for C₁₆H₃₆O₁₀N₄: C; 43.20, H; 8.10, N; 12.60. Found: C; 43.15, H; 8.08, N; 12.55.

Other reagents and standard solution. Transition metal ion (Co²⁺, Ni²⁺, Cu²⁺, and Zn²⁺) solutions were prepared about 0.025 M from the analytical grade of chloride or perchlorate salts with demineralized water, and were standardized by titration with Na₂H₂EDTA. Lanthanide metal ion (Ce³⁺, Eu³⁺, Gd³⁺, and Yb³⁺) solutions were prepared from the analytical grade of metal oxide with perchloric acid and standardized by titration with Na₂H₂EDTA. A stock solutions of the ligands, N-ac₄[18]aneN₄O₂ and N-meac₄[18]aneN₄O₂ were prepared with the demineralized water and standardized by co-complexometric titration with cupric perchlorate.

Potentiometric equipment and calculation of equilibrium constants. Beckmann Model φ 71 pH meter (PHC 4400 combined pH electrode) was used for the potentiometric titrations. The determination of protonation constants of the ligands was performed with the ligand of 25 mL solution (2.50×10⁻³ M), and was measured by titration with the standardized 0.0491 M NaOH solution. The ionic strength was adjusted to 0.1 M NaClO₄ solution in the thermostated electrode at 25.0±0.1 °C. The value of Kw=[H⁺][OH⁻] used in the computations was 10^{-13.8018}. The protonation constants ($K_i^H = \frac{[LH_i]}{[LH_{i-1}][H]}$) were calculated by fitting potentiometric data to the PKAS program.¹⁸ The potentiometric equilibrium measurements were made on 25.00 mL of ligand solution ≅ 2.50×10⁻³ M diluted to final volume of 62.5 mL, first in the absence of metal ions and then in presence of each metal ion for which the M_L : M_M ratio 1 : 1.

The pH data were titrated with standardized 0.0491 M NaOH solution. The ionic strength adjusted to 0.1 M KCl for N-ac₄[18]aneN₄O₂, and 0.1 M NaClO₄ for N-meac₄[18]aneN₄O₂. The stability constants of various species formed in the aqueous solution were obtained from the experimental data with the aid of the BEST program.¹⁸

The most of the constants were obtained by competition reactions with EDTA. We obtained the initial computation of the form of over all stability constants (β) values: β = [M_mL_nH_n]/[M]^m[L]ⁿ[H]ⁿ. The differences of the various log's provide the step-wise formation and protonation reaction constants.

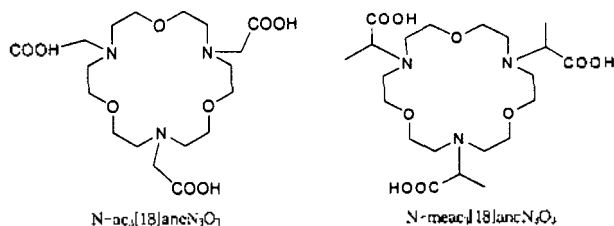
Results and Discussion

Protonation constants. In the present study KCl or NaClO₄ are used as the ionic medium at 0.1 M ionic strength. The values of the protonation constants of N-ac₄[18]aneN₄O₂ obtained in 0.1 M NaClO₄, and those of the N-meac₄[18]aneN₄O₂ determined in 0.1 M KCl can be seen in Table 1 together with the values determined at the previous work for 1,7,13-trioxa-4,10,16-triazacyclooctadecane-N,N',N''-triacetic acid, N-ac₃[18]aneN₃O₃ and 1,7,13-trioxa-4,10,16-triazacyclooctadecane-N,N',N''-trimethylacetic acid, N-meac₃[18]aneN₃O₃.^{10,17}

The protonation constants (logK_i^H) of the N-ac₄[18]aneN₄O₂ were 9.31 for logK₁^H, 8.94 for logK₂^H, 7.82 for logK₃^H,

Table 1. Protonation constants ($\log K_i^H$) of N-ac₄[18]aneN₄O₂ and N-meac₄[18]aneN₄O₂ in aqueous solutions

Equilibrium Quotient	Protonation constant ($\log K_i^H$)			
	N-ac ₄ [18]aneN ₄ O ₂	N-meac ₄ [18]aneN ₄ O ₂	N-ac ₃ [18]aneN ₃ O ₃ ^a	N-meac ₃ [18]aneN ₃ O ₃ ^b
	0.1M KCl 25 °C	0.10M NaClO ₄ 25 °C	0.1M KCl 25 °C	0.10M NaClO ₄ 25 °C
$\frac{[LH^+]}{[L][H^+]}$	9.31	9.34	9.57	9.70
$\frac{[LH_2^{2+}]}{[LH^+][H^+]}$	8.94	9.13	8.15	9.18
$\frac{[LH_3^{3+}]}{[LH_2^{2+}][H^+]}$	7.82	8.05	7.67	7.27
$\frac{[LH_4^{4+}]}{[LH_3^{3+}][H^+]}$	4.48	5.86	2.05	3.38
$\frac{[LH_5^{5+}]}{[LH_4^{4+}][H^+]}$	2.94	3.55	1.07	2.94

^aReference 10. ^bReference 17.

4.48 for $\log K_4^H$ and 2.94 for $\log K_5^H$. And the protonation constants of the N-meac₄[18]aneN₄O₂ were 9.34 for $\log K_1^H$, 9.13 for $\log K_2^H$, 8.05 for $\log K_3^H$, 5.86 for $\log K_4^H$, and 3.55 for $\log K_5^H$. For the 1-oxa-4,7,10-triazacyclododecane-N,N',N''-triacetic acid, N-ac₃[12]aneN₃O, NMR spectroscopy titration has been known¹⁹ that two higher values of the protonation constants correspond to the protonation of nitrogen atoms, but the third and fourth correspond to the protonation of the carboxylate groups. In the ligands, N-ac₄[18]aneN₄O₂ and N-meac₄[18]aneN₄O₂, three higher values of the protonation constants corresponded to the protonation of nitrogen atoms, and the fourth and fifth correspond to the protonation of the carboxylate groups.

In the ligands, N-ac₃[18]aneN₃O₃ and N-meac₃[18]aneN₃O₃, the nitrogen atoms are separated by longer chains (-CH₂CH₂OCH₂CH₂-) and the ring is less rigid, when compared with the N-ac₄[18]aneN₄O₂ and N-meac₄[18]aneN₄O₂. All the nitrogen atoms are protonated before the carboxylate groups, because the electrostatic repulsions between the positive charges on the nitrogen atoms are weaker than those of the N₄O₂ macro-cyclic derivative. And the difference between the values of protonation constants of N-ac₄[18]aneN₄O₂ and N-meac₄[18]aneN₄O₂ is regarded as the basicities of N atom and steric effect of methyl group.

Stability constants of divalent metal ions. Table 2 and Figure 1 show the stability constants for the complexes of the divalent metal ions (Co²⁺, Ni²⁺, Cu²⁺, and Zn²⁺) studied in the present works with N-ac₄[18]aneN₄O₂ and N-meac₄[18]aneN₄O₂.

Table 2. Stability constants ($\log K_{ML}$) for metal complexes of macrocyclic ligands with several divalent metal ions

Cation Quotient		Stability constant ($\log K_{ML}$)			
		N-ac ₄ [18]aneN ₄ O ₂	N-meac ₄ [18]aneN ₄ O ₂	N-ac ₃ [18]aneN ₃ O ₃	N-meac ₃ [18]aneN ₃ O ₃
		0.1M KCl, 25 °C	0.1M NaClO ₄ , 25 °C	0.1M KCl, 25 °C	0.1M NaClO ₄ , 25 °C
Co ²⁺	[ML]/[M][L]	12.52	16.00	9.33	10.89
Ni ²⁺	[ML]/[M][L]	13.50	16.50	9.84	10.68
Cu ²⁺	[ML]/[M][L]	14.62	17.30	14.88	13.45
Zn ²⁺	[ML]/[M][L]	13.00	14.53	9.89	13.00

In this table, the known values^{10,17} for the same set of metal ions with ligands N-ac₃[18]aneN₃O₃ and N-meac₃[18]aneN₃O₃ are also listed for comparison. The ligands may form several complexes species, according to the constants calculated by the BEST program¹⁸: all of them form ML (M is metal, and L is ligand), some of them form protonated and hydroxo complex species. For all the ML complexes formed with divalent metal ions, the stability constants, $\log K_{ML}$ for the complexes of divalent transition metal ions with N-ac₄[18]aneN₄O₂ were 12.52 for Co²⁺, 13.50 for Ni²⁺, 14.62 for Cu²⁺, and 13.00 for Zn²⁺. And stability constants of N-meac₄[18]aneN₄O₂ with transition metal ions were 16.00 for Co²⁺, 16.50 for Ni²⁺, 17.30 for Cu²⁺, and 14.53 for Zn²⁺. The values of stability constants for the complexes of divalent transition metal ions with N-ac₄[18]aneN₄O₂ or N-meac₄[18]aneN₄O₂ increase more highly than those of N-ac₃[18]aneN₃O₃ or N-meac₃[18]aneN₃O₃. The trend presented by this ligand is probably the result of tendency to form octahedral complexes with the four nitrogen atoms of the ring occupying facial sites with very efficient packing around small metal ions. The higher basicities of the N₄O₂ ligand are manifested in higher affinity for hydrogen ions.

Another effect that can be observed in the trend shown in Figure 1 is the Irving-Williams order of stability. The high value of Cu²⁺ is due to the special stabilization energy of its hexacoordinate complex by Jahn-Teller distortion.²⁰

Stability constants of trivalent metal ions. The stability constants of complexes formed by N-ac₄[18]aneN₄O₂ with Ce³⁺, Eu³⁺, Gd³⁺, and Yb³⁺ have been determined in 0.1 M

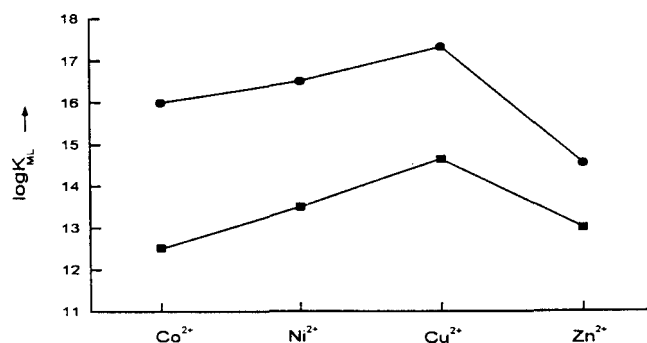
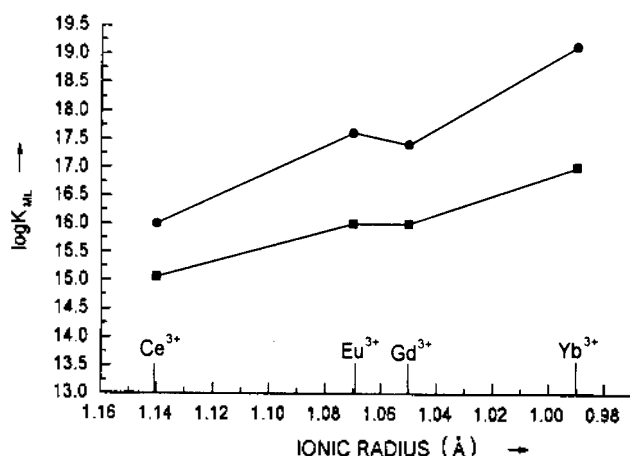
**Figure 1.** Variation of stability constants ($\log K_{ML}$) of the ligand complexes with several divalent metal ions. ■ : N-ac₄[18]aneN₄O₂, ● : N-meac₄[18]aneN₄O₂.

Table 3. Stability constants ($\log K_{ML}$) for metal complexes of macrocyclic ligands with several trivalent lanthanide metal ions

Cation	Quotient	Stability constant ($\log K_{ML}$)	
		N-ac ₄ [18]aneN ₄ O ₂	N-meac ₄ [18]aneN ₄ O ₂
		0.01M KCl, 25 °C	0.01M NaClO ₄ , 25 °C
Ce ³⁺	[ML]/[M][L]	15.06	16.00
Eu ³⁺	[ML]/[M][L]	16.00	17.60
Gd ³⁺	[ML]/[M][L]	16.00	17.40
Yb ³⁺	[ML]/[M][L]	17.01	19.12

**Figure 2.** Variation of stability constants ($\log K_{ML}$) of the ligand complexes with several trivalent metal ions. ■ : N-ac₄[18]aneN₄O₂; ● : N-meac₄[18]aneN₄O₂.

KCl ionic medium at 25 °C, and the stability constants of complexes formed by and N-meac₄[18]aneN₄O₂ with trivalent metal ions have been determined in 0.1 M NaClO₄ ionic medium at 25 °C. The obtained values can be seen in Table 3 and Figure 2, together with the values determined in the previous work for N-meac₃[18]aneN₃O₃. The logarithm stability constants, $\log K_{ML}$ of the complexes formed by N-ac₄[18]aneN₄O₂ with trivalent metal ions have been determined as 15.06 for Ce³⁺, 16.00 for Eu³⁺, and Gd³⁺, 17.01 for Yb³⁺, and those of the complexes formed by N-meac₄[18]aneN₄O₂ with Ce³⁺, Eu³⁺, Gd³⁺, and Yb³⁺ have been determined as 16.00 for Ce³⁺, 17.06 for Eu³⁺, 17.40 for Gd³⁺, and 19.12 for Yb³⁺. The values of the stability constants on trivalent metal ions with those ligands are increasing according to the increase of atomic number, due to increase of acidity. But the value of stability constant of Gd³⁺ ion is less than that of Eu³⁺ ion. This disorder behavior is also reported by Moeller.²¹ The stability constants of N-ac₄[18]aneN₄O₂ with trivalent metal ions are lower than those of N-meac₄[18]aneN₄O₂. This means that geometric configuration of

ligand leads to a ligand which cannot place all the donor atoms in position for coordination, due to the higher basicities of N-meac₄[18]aneN₄O₂.

Acknowledgment. This work was supported by the Basic Science Research Institute program. Ministry of Education, Korea, 1998, Project No. BSRI-98-3435.

References

- Martell, A. E.; Motekaitis, R. J.; Sala, L. F.; Stoldt, R.; Ng, C. Y.; Rosenkrantz, H.; Metterville, J. J. *Inorg. Chem. Acta* **1987**, *138*, 215.
- Riesen, A.; Kaden, T. A.; Ritter, W.; Macke, H. R. *J. Chem. Soc., Chem. Commun.* **1989**, 460.
- Lauffer, R. C. *Chem. Rev.* **1987**, *87*, 901.
- Choi, K. Y.; Kim, J. C.; Kim, D. W. *J. Coord. Chem.* **1993**, *30*, 1.
- Choi, K. Y.; Kim, K. S.; Kim, J. C. *Bull. Chem. Soc. Jpn.* **1994**, *67*, 267.
- Choi, K. Y.; Kim, K. S.; Kim, J. C. *Polyhedron* **1994**, *13*, 567.
- Choi, K. Y.; Kim, D. W.; Hong, C. P. *Polyhedron* **1995**, *14*, 1299.
- Choi, K. Y.; Kang, S. H.; Kim, D. W.; Chung, Y. S.; Kim, C. S.; Oh, J. J.; Hong, C. P.; Lee, Y. I. *Supramol. Chem.* **1996**, *7*, 27.
- Kim, D. W.; Hong, C. P.; Choi, K. Y.; Kim, C. S.; Lee, N. S.; Jang, Y. H.; Lee, J. K. *Bull. Korean Chem. Soc.* **1996**, *17*, 790.
- Delgado, R.; Ramunas, Y. S.; Motekaitis, J.; Martell, A. E. *Inorg. Chem.* **1993**, *32*, 3320.
- Krespan, C. G. *J. Org. Chem.* **1975**, *40*, 1205.
- Amorim, M. T. S.; Ascenso, J. R.; Delgado, R.; Fraustoda Silva, J. J. R. *J. Chem. Soc., Dalton Trans.* **1990**, 3449.
- Broan, C. J.; Cox, J. P. L.; Craig, A. S.; Kataky, R.; Parker, D.; Harrison, A.; Randall, A. M.; Ferguson, G. J. *Chem. Soc., Perkin Trans. 2* **1997**, 87.
- Sun, Y.; Martell, A. E.; Welch, M. *Tetrahedron* **1991**, *47*, 8863.
- Clarke, E. T.; Martell, A. E. *Inorg. Chem. Acta* **1991**, *181*, 273.
- Hana, H.; Takamoto, S. *Nippon Kagaku Kaishi* **1975**, *7*, 1182.
- Hong, C. P.; Kim, D. W.; Choi, K. Y. *Bull. Korean Chem. Soc.* **1997**, *18*, 1158.
- Martell, A. E.; Motekaitis, R. J. *Determination and Use of Stability Constants*, 2nd Ed.; VCH: New York, 1992.
- Amorim, M. T. S.; Ascenso, J. R.; Delgado, R.; Frausto da Silva, J. J. R.; Vaz, M. C. T. A.; Vilhena, M. F. *Talanta* **1988**, *35*, 741.
- Irving, H.; Williams, R. J. P. *J. Chem. Soc.* **1953**, 3192.
- Moeller, T. J. *Chem. Educ.* **1970**, *47*, 418.