

The Community Structure and Distribution of the Benthic Macrofauna near Hwasoo Wharf, Inchon, Korea.

Jae Jin Kim

Division of Life Science, Pai Chai University

1995 10 1996 9 가
4 가
1 (Protankyra bidentata) 1 Capitella
capitata가 2
3 Heteromastus sp.가

The survey of the macrobenthic animals near Hwasoo wharf, Inchon, Korea was carried out during October, 1995 through September, 1996. Polychaeta was the most dominant taxon throughout four seasons and all sampling sites. Subdominant taxons were Mollusca and Crustacea. Only one species of Echinodermata, *Protankyra bidentata*, was collected. *Capitella capitata* collected from site 1 indicates that the site was more polluted, and *Heteromastus* sp. collected from sites 2 and 3 suggests that these sites were polluted with organic materials.

Key words : community structure, Macrobenthos

I.

가

가

가 (, 1994).
 (filter feeder)
 (, 1994). 5 1

가 가

II.

(Choi and Koh, 1992).

가

(Hilly, 1991).

(Fig. 1) 1995 10 , 12 5 1996 7
 9 4
 van Veen grab(0.1 m²)
 3 0.3 m²
 1




Fig. 1. A map of Hwasoo wharf, Incheon. Sampling site numbers in open circle.

mm pore size sieve
 sorting
 (, 1989; , 1992;
 , 1973, 1977; , 1976; 波部忠重, 小菅
 貞男, 1967)

(ecological indices)

(Margalef, 1958)

$$RI = \frac{S-1}{\ln(n)}$$

(Simpson, 1949)

$$\lambda = \sum_{i=1}^S \frac{ni(ni-1)}{N(N-1)}$$

(Shannon and Weaver, 1949)

$$H' = \sum_{i=1}^S P_i \times \ln P_i$$

S:

Pi: (N) i
 (Ni) (ni/N)

(Pielou, 1975)

$$J = \frac{H'}{H'_{max}} = \frac{H'}{\ln S}$$

III.

1.

10 가 20 ,
 1,226 ind./m2 78.0
 % 가
Heteromasmus sp. 가
 가 6 , 184 ind./m2 11.7%
 8 , 90 ind./m2 가
 (*Protankyra biden-*
tata) 1 (Fig. 2).
 63.419 gWWt/m2
 39.9% , 7
 가
 28.8% , 23.0%




Fig. 2. A total number of individuals collected from five stations.




Fig. 3. A total of biomass(gWWt/m2) collected from five stations

(Fig. 3).

12 가 19 ,
 1,671
 가 82.4% ,
 가 178 ind./m2 8.8% ,
 109 5.4% (Fig. 2).
 73.584
 gWWt/m2 33.9% ,
 69.881 gWWt/m2 32.1% (Fig.
 3).
 7 가 19 ,
 1,512 ind./m2 90.1%
 가
Heteromasmus sp. 가
 (fig. 2). 가 3 , 54 ind./m2
 3.6% , 3 , 53 ind./m2
 가 (Protankyra
bidentata) 1

71.820 gWWt/m2 1 (Fig. 2)
 51.4% , 16.2% , 1 4
 가 24.0% , 83.0% (Fig. 3).
 9 가 20 ,
 2,828 ind./m2
 가 71.8% 12 30
 578 ind./m2 14.7% 가
 509 12.9% (Fig. 19 가
 2). 482.119 가 6 , 가 4
 gWWt/m2 73.8% , 가 10 가 1
 82.880 gWWt/m2 12.7% (Fig. 3).
 4 15 가
 , 2, 3, 5 11-12
 , 1 *Capitella*
capitata 2
 7 26 ,
 10.4 가
 19 가 3 ,
 1 , 1 4
 , 3, 4 13
 , 2, 5 9
 12 1
 9 31
 12.6 가 20
 가 가
 6 , 3 2
 5 16
 가 , 2, 3, 5
 12-15 , 1 6
 가
 가 , 7
 9 가 가
 가
 3.
 10 1,572 ind./m2

Heteromastus sp.가
Mediomasmus sp.,
Capitella capitata 1, 2




Fig. 4. Number species collected by each sampling station.

4
 2.
 10 35 , 가
 13 가
 20 가
 8 , 가 6 ,

(Fig. 2)
 1 4
 3 21
 , 2, 4 14 17
 1 5
 12 30
 10 가
 가 4
 가 1
 4 15 가
 , 2, 3, 5 11-12
 , 1 *Capitella*
capitata 2
 7 26 ,
 10.4 가
 19 가 3 ,
 1 , 1 4
 , 3, 4 13
 , 2, 5 9
 12 1
 9 31
 12.6 가 20
 가 가
 6 , 3 2
 5 16
 가 , 2, 3, 5
 12-15 , 1 6
 가
 가 , 7
 9 가 가
 가
 3.
 10 1,572 ind./m2

ind./m2
 314
 3 825 ind./m2
 52.5% 가
 4 278-370 ind./m2 17.7% - 23.5%
 1 42 ind./m2 가
 (Fig. 5).



Fig. 5. Number of individuals/m2 collected from each station

3 87.416 gWWt/m2
 55.1%
 가 1 0.254 gWWt/m2
 가 (Fig. 6). 5




Fig. 6. Total biomass/m2 of benthic macro-invertebrates collected from each sampling station.

31.747 gWWt/m2
 2,027 ind./m2
 405 ind./m2
 687 ind./m2
 10
 43.442 gWWt/m2 10
 12
 3 99.480
 45.8%
 5 68.455
 2 4
 21.795 gWWt/m2 27.468 gWWt/m2
 (Fig. 6). 1
 7 1,512 ind./m2
 302
 ind./m2 2
 4 482 ind./m2 495 ind./m2
 64.6% 1, 3 5 168-188
 ind./m2 11.1% - 12.4% (Fig. 5).
 1 56.923 gWWt/m2
 40.3%
 3
 5 11.598 - 12.383 gWWt/m2 가
 (Fig. 6). 5
 27.939 gWWt/m2
 9 3,938 ind./m2
 788 ind./m2
 4 2,163 ind./m2 가
 (Fig. 5).
 130.691 gWWt/m2 7
 4
 320.800 gWWt/m2 49.0%
 3 221.039
 gWWt/m2 33.8%
 2 69.392
 gWWt/m2 1 9.352
 gWWt/m2
 (Fig. 6).

4.
 1)
 95 10
 2.486
 1-2
 96 7
 2.7
 4 2.116
 1. 195
 96 9
 3.262
 가 1
 1 0.853

1, 3, 5
 1 0.881
 가
 96 7
 가
 0.174
 2 0.399
 가
 3 4, 5
 가
 1
 3)
 95 10
 2.8
 2
 95 12
 2.405 가
 가 1.5-1.7
 96 7
 1.930
 1.295
 96 9
 가



Fig. 7. Species diversity of each smapling station during the surveyed period

3 4
 ,
 4
 , 2, 3 5
 , 1
 (Fig. 8).
 3, 4, 5
 ,
 4 2.405
 , 2, 3 5 가



Fig. 8. Species richness of each smapling station during the surveyed period

2)
 95 10
 가
 0.101
 1 3
 3 4 가
 1
 12 4 가
 2.284
 가 1

1.5-1.7
 , 1

1 가 *Sternaspis scutata, Lumbrineris*
 , 3
 4 , 4 가 (, 1993).
 4)
 95 10
 12
 10 12 가 , 가 가
 12 가 , 가 가
 (Opportunistic species)
 가 (, 1993).
 96 가
 7 9 가
 가 7 (:
 9 가
 가 7 9
 가 2, 5 가
 가

IV.

(*Mactra veneriformis*),
 (*Tapes philippinarium*), 가 (*Cyclina sinensis*)
 가
 3 4
 가 *Chone*
Heteromastus sp.가 *teres, Lumbrineris nipponica* (, 1993,
 1994). 가 가
 가 가
 1 *Capitella*
*capitata*가 2 3 *Heteromastus*
 sp.가 2 3
 4
 가 (: *Ampharete*

arctica) 0.1- 0.5℃
 (Langford, 1990).

가 , .

V.

가 4 80% 가 가
 가 가
 가 가
 1 Capitella capitata가
 2 3 Heteromastus sp.가
 Choi, J.W. and C.H. Koh. 1992. The distribution and feeding guides of the polychaete community in the west coast of Kunsan, Korea. *J. Oceanol. Soc. Korea*, 27: 197- 209.
 Hilly, C. 1991. Is the activity of benthic suspension feeders a factor controlling water quality in the Bay of Brest?. *Mar. Ecol. Prog. Ser.* 69: 179-188.

Langford, TEL. 1990. Ecological effects of Thermal Discharges. Elsevier Applied Science London & NY, 468 pp.

Margalef, R. 1958. Information theory in ecology. *Gen. Syst.*, 3: 36-71.

Pielou, E.C. 1975. Ecological diversity. Wiley, New York, 165 pp.

Shannon, C.E. and W. Weaver. 1949. The mathematical theory of communication. The University of Illinois Press, Urbana, IL, pp. 19- 27, 82- 83, 104- 107.

Simpson, E.H. 1949. Measurement of diversity. *Nature*, 163(4148): 668.

波部忠重, 小菅貞男. 1967. 標準原色圖鑑全集 3. 具. 保育社, 大阪市, 223 pp.

. 1973. . 14 (. , 694 pp.

. 1977. . 19 (), , 414 pp.

. 1989. . 31 (), , 764 pp.

1976. . , . 196 pp.

. , , . 1993. 가.

1 , , , , , , , , , , . 95 pp.

. , , , , . 1994. , 306 pp.

. , , . 1993. , Nordotis discus , 9(2): 23- 29. , 1992. . 33 (II), , 860 pp. , , , . 1994. , 88.