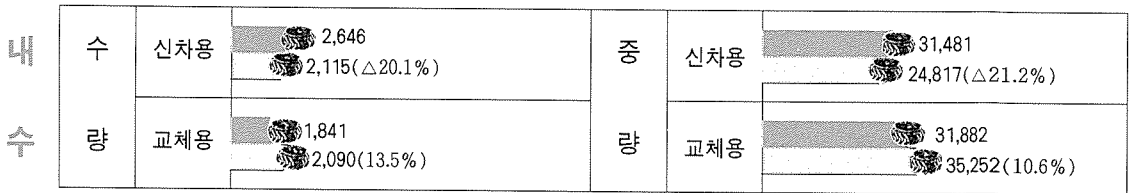




1~3월까지의 자동차 타이어 생산 및 판매

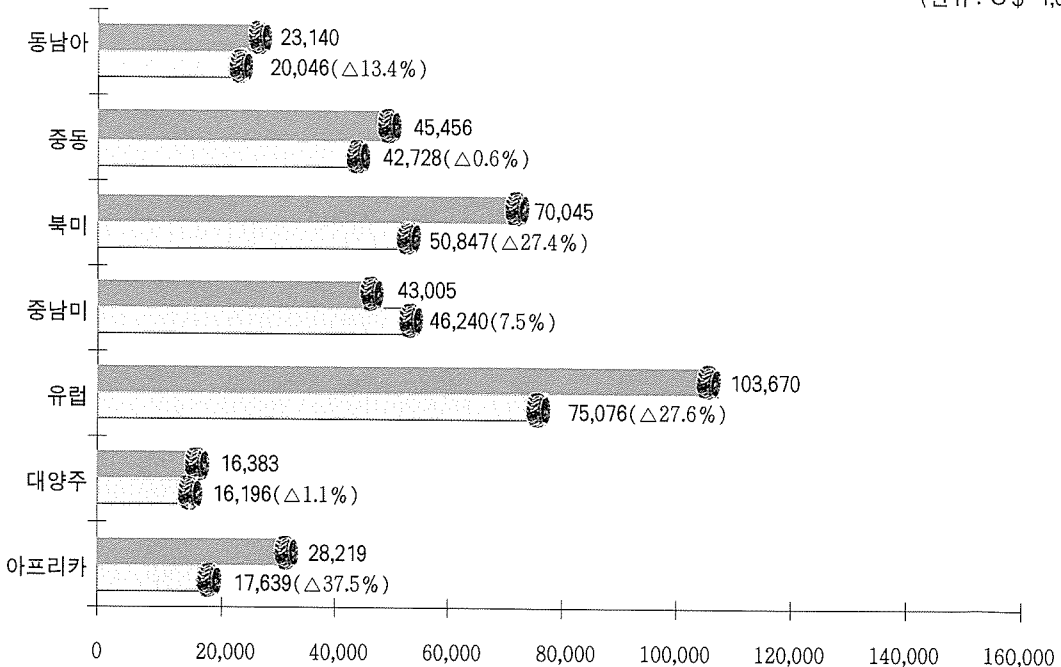
보기 : ■ '96, □ '97

(단위 : 수량;1,000개, 중량;톤)



자전거 타이어 지역별 수출실적(1~3월)

(단위 : U\$ 1,000)



주 : () 전년동기대비 증감률
 자료 : 대한타이어공업협회

통 계(국내)

自動車用 타이어 및 튜브
Production & Shipments & Stocks

(單位 : 1,000個)

年度別 year	트럭·버스용 타이어 Truck & Bus				輕트럭용 타이어 Light Truck				乗用車용 타이어 Passenger Car			
	生産 Production	出荷(Shipments)		在庫 Stocks	生産 Production	出荷(Shipments)		在庫 Stocks	生産 Production	出荷(Shipments)		在庫 Stocks
		內需 Domestic	輸出 Exports			內需 Domestic	輸出 Exports			內需 Domestic	輸出 Exports	
1994	4,513	1,854	2,715	156	10,489	4,092	6,372	523	33,178	11,474	20,807	2,728
	2,237	340	1,917	111	7,143	2,604	4,514	343	32,851	11,467	20,504	2,671
1995	4,797	1,763	2,809	281	10,842	5,061	5,396	950	36,898	10,584	25,017	3,260
	2,550	313	2,080	173	7,853	3,755	3,790	695	36,626	10,573	24,770	3,191
1996	4,908	1,850	3,117	239	10,778	4,844	6,089	924	41,464	11,018	30,222	3,885
	2,709	469	2,273	136	8,000	3,725	4,412	654	41,241	11,009	29,977	3,845
1997. 1	393	110	233	287	944	288	439	1,088	3,612	790	2,307	4,253
	225	38	173	144	703	223	304	783	3,585	790	2,295	4,199
2	313	107	228	264	729	269	436	1,164	3,042	937	2,231	4,171
	192	35	169	135	535	209	324	835	3,024	935	2,211	4,119
3	404	125	259	296	932	365	571	1,124	3,816	1,010	2,783	4,079
	253	47	191	150	697	270	428	804	3,788	1,006	2,758	4,031
1~3計	1,109	342	720	296	2,605	922	1,445	1,124	10,471	2,737	7,321	4,079
	669	121	533	150	1,936	701	1,055	804	10,397	2,731	7,264	4,031

註 : 上段은 總數量, 下段은 래디알 타이어
위 統計는 韓國, 錦湖, 宇成만의 것임.
튜브는 韓國, 錦湖만의 것임.
資料 : 大韓타이어工業協會

自動車用 타이어 및 튜브
Production & Shipments & Stocks

(單位 : 톤)

年度別 year	트럭·버스용 타이어 Truck & Bus				輕트럭용 타이어 Light Truck				乗用車용 타이어 Passenger Car			
	生産 Production	出荷(Shipments)		在庫 Stocks	生産 Production	出荷(Shipments)		在庫 Stocks	生産 Production	出荷(Shipments)		在庫 Stocks
		內需 Domestic	輸出 Exports			內需 Domestic	輸出 Exports			內需 Domestic	輸出 Exports	
1994	249,405	96,229	164,105	9,079	137,038	50,958	85,192	6,576	257,885	93,628	163,619	22,363
	136,742	21,878	124,400	7,046	87,068	25,935	60,048	4,290	256,577	93,601	162,384	22,099
1995	277,990	93,803	170,691	18,965	143,540	61,381	76,731	16,255	296,385	88,350	198,517	39,500
	164,791	20,895	134,191	10,772	96,385	37,418	55,021	11,303	295,287	88,307	195,212	39,171
1996	286,023	98,704	190,619	13,091	145,738	61,307	85,898	11,121	328,738	90,890	233,535	30,869
	175,629	31,150	146,417	8,532	100,443	39,229	62,312	7,178	327,789	90,858	232,546	30,639
1997. 1	22,806	6,155	14,137	15,507	12,708	3,643	6,338	13,176	28,332	6,569	17,461	33,820
	14,404	2,627	11,043	8,988	8,891	2,416	4,476	8,612	28,226	6,569	17,416	33,549
2	18,294	5,956	13,715	14,160	9,955	3,446	6,328	13,987	23,797	7,768	16,861	34,229
	12,320	2,350	10,772	8,386	6,997	2,290	4,745	9,133	23,727	7,762	16,785	33,950
3	23,756	6,949	15,557	15,991	12,783	4,798	8,038	13,494	29,891	8,532	21,212	33,273
	16,237	3,137	12,180	9,333	9,128	2,989	6,011	8,893	29,768	8,516	21,103	33,015
1~3計	64,855	19,060	43,408	15,991	35,445	11,887	20,704	13,494	82,021	22,869	55,534	33,273
	42,960	8,114	33,996	9,333	25,016	7,696	15,232	8,893	81,721	22,847	55,303	33,015

註 : 上段은 總重量, 下段은 래디알 타이어
위 統計는 韓國, 錦湖, 宇成만의 것임.
튜브는 韓國, 錦湖만의 것임.
資料 : 大韓타이어工業協會

生産・出荷・在庫現況(數量)
of Automobile Tires & Tubes(Volume)

(unit : 1,000)

建設・産業・農機械用 Off-The-Road(OTR) Industrial(ID) Agricultural(AG)				計 Total				튜브 Tubes			
生産 Production	出荷(Shipments)		在庫 Stocks	生産 Production	出荷(Shipments)		在庫 Stocks	生産 Production	出荷(Shipments)		
	内需 Domestic	輸出 Exports			内需 Domestic	輸出 Exports			内需 Domestic	輸出 Exports	
519	525	160	61	48,698	17,944	30,054	3,467	13,300	2,895	10,601	
-	-	-	-	42,232	14,411	26,935	3,125	-	-	-	
875	490	208	63	53,412	17,898	33,431	4,555	14,858	2,790	11,873	
-	-	-	-	47,029	14,642	30,640	4,059	-	-	-	
629	541	130	104	57,779	18,253	39,559	5,152	15,638	2,949	12,445	
-	-	-	-	51,950	15,203	36,662	4,634	-	-	-	
74	64	10	110	5,023	1,253	2,989	5,738	1,154	209	864	
-	-	-	-	4,512	1,052	2,772	5,126	-	-	-	
57	63	9	100	4,140	1,376	2,903	5,700	992	183	719	
-	-	-	-	3,752	1,179	2,704	5,089	-	-	-	
77	76	8	99	5,229	1,576	3,621	5,598	1,196	221	1,115	
-	-	-	-	4,738	1,322	3,376	4,985	-	-	-	
208	203	27	99	14,393	4,205	9,513	5,598	3,342	613	2,698	
-	-	-	-	13,002	3,553	8,852	4,985	-	-	-	

Remarks : Each upsides are total figures, downsides are radial tires.

Above figures are only Hankook, Kumho, Woosung.

Tubes are only Hankook, Kumho.

Source : Korea Tire Manufacturers Association.

生産・出荷・在庫現況(重量)
of Automobile Tires & Tubes(Weight)

(unit : ton)

建設・産業・農機械用 Off-The-Road(OTR) Industrial(ID) Agricultural(AG)				計 Total				튜브 Tubes			
生産 Production	出荷(Shipments)		在庫 Stocks	生産 Production	出荷(Shipments)		在庫 Stocks	生産 Production	出荷(Shipments)		
	内需 Domestic	輸出 Exports			内需 Domestic	輸出 Exports			内需 Domestic	輸出 Exports	
18,512	11,469	8,182	2,866	662,840	252,285	421,098	40,883	21,733	7,130	13,489	
-	-	-	-	480,387	141,416	346,832	33,435	-	-	-	
25,394	12,152	8,555	5,149	743,310	255,686	454,494	79,870	23,313	7,145	15,738	
-	-	-	-	556,464	146,620	394,424	61,246	-	-	-	
24,394	15,466	8,544	3,743	784,828	266,367	518,595	58,825	24,506	7,777	16,503	
-	-	-	-	603,484	161,238	441,275	46,349	-	-	-	
2,615	1,975	571	3,816	66,461	18,342	38,508	66,320	1,846	533	1,060	
-	-	-	-	51,522	11,612	32,935	51,149	-	-	-	
2,342	1,874	545	3,845	54,387	19,044	37,448	66,241	1,497	498	951	
-	-	-	-	43,044	12,402	32,302	51,469	-	-	-	
2,863	2,404	550	3,789	69,293	22,682	45,357	66,547	1,854	599	1,360	
-	-	-	-	55,133	14,642	39,294	51,241	-	-	-	
7,821	6,253	1,666	3,789	190,142	60,068	121,313	66,547	5,198	1,630	3,370	
-	-	-	-	149,698	38,657	104,531	51,241	-	-	-	

Remarks : Each upsides are total weight, downsides are radial tires.

Above figures are only Hankook, Kumho, Woosung.

Tubes are only Hankook, Kumho.

Source : Korea Tire Manufacturers Association.

통 계(국내)

자동차용 타이어 內需(新車用 및 交替用) 出荷現況(數量)
Domestic Shipment of Original Equipments & Replacements of Automobile Tires(Volume)

(單位 : 1,000個)

(unit : 1,000)

年度別 year	트럭·버스용 Truck & Bus			輕트럭용 Light Truck			乗用車用 Passenger Car			建設·産業·農機械用 Off-The-Road(OTR) Industrial(ID) Agricultural(AG)			計 Total		
	新車用 OE	交替用 RE	計 Total	新車用 OE	交替用 RE	計 Total	新車用 OE	交替用 RE	計 Total	新車用 OE	交替用 RE	計 Total	新車用 OE	交替用 RE	計 Total
1994	408	1,446	1,854	1,909	2,183	4,092	6,704	4,769	11,474	349	176	525	9,370	8,574	17,944
	28	312	340	1,385	1,219	2,604	6,698	4,769	11,467	-	-	-	8,111	6,300	14,411
1995	534	1,229	1,763	2,804	2,257	5,061	6,525	4,059	10,584	340	150	490	10,202	7,695	17,898
	34	279	313	2,170	1,431	3,755	6,516	4,058	10,573	-	-	-	8,720	5,922	14,642
1996	530	1,320	1,850	2,176	2,668	4,844	6,258	4,760	11,018	383	158	541	9,347	8,906	18,253
	36	433	469	1,697	2,028	3,725	6,249	4,760	11,009	-	-	-	7,982	7,221	15,203
1997. 1	24	86	110	98	190	288	340	451	790	39	25	64	501	752	1,253
	3	36	39	73	149	223	340	451	790	-	-	-	416	636	1,052
2	30	78	107	132	137	269	568	369	937	39	24	63	768	608	1,376
	3	32	35	100	108	209	566	369	935	-	-	-	670	509	1,179
3	36	89	125	158	207	365	608	401	1,010	44	33	76	846	730	1,576
	7	40	47	114	156	270	604	401	1,006	-	-	-	725	598	1,322
1~3計	90	253	342	388	534	922	1,516	1,221	2,737	122	82	203	2,115	2,090	4,205
	13	108	121	288	414	701	1,510	1,221	2,731	-	-	-	1,810	1,743	3,553

註: ① 上段은 總數量, 下段은 레디알 타이어
② 위 統計는 韓國, 錦湖, 宇成만의 것임.
③ OE : 新車用, RE : 交替用

Remarks : ① Each upsides are total figures, downsides are radial tires.

② Above figures are only Hankook, Kumho, Woosung.

③ OE : Original Equipment, RE : Replacement

資料 : 大韓타이어工業協會

Source : Korea Tire Manufacturers Association.

자동차용 타이어 內需(新車用 및 交替用) 出荷現況(重量)
Domestic Shipment of Original Equipments & Replacements of Automobile Tires(Weight)

(單位 : 톤)

(unit : ton)

年度別 year	트럭·버스용 Truck & Bus			輕트럭용 Light Truck			乗用車用 Passenger Car			建設·産業·農機械用 Off-The-Road(OTR) Industrial(ID) Agricultural(AG)			計 Total		
	新車用 OE	交替用 RE	計 Total	新車用 OE	交替用 RE	計 Total	新車用 OE	交替用 RE	計 Total	新車用 OE	交替用 RE	計 Total	新車用 OE	交替用 RE	計 Total
1994	19,156	77,073	96,229	21,323	29,635	50,958	54,276	39,352	93,628	6,866	4,603	11,469	101,621	150,664	252,285
	1,707	20,171	21,878	12,575	13,360	25,935	54,249	39,353	93,601	-	-	-	68,532	72,884	141,416
1995	25,653	68,128	93,803	30,282	31,099	61,381	54,201	34,149	88,350	7,881	4,272	12,152	118,039	137,647	255,686
	2,119	18,776	20,895	20,020	17,399	37,418	54,164	34,143	88,307	-	-	-	76,302	70,318	146,620
1996	24,350	74,354	98,704	25,068	36,238	61,306	39,856	90,890	130,746	5,126	15,466	20,592	155,574	266,367	
	2,331	28,820	31,150	16,378	22,851	39,229	39,856	90,858	-	-	-	69,711	91,527	161,238	
1997. 1	1,198	4,957	6,155	1,145	2,498	3,643	2,805	3,764	6,569	926	1,050	1,975	6,074	12,268	18,342
	195	2,432	2,627	729	1,687	2,416	2,805	3,764	6,569	-	-	-	3,729	7,883	11,612
2	1,488	4,468	5,956	1,588	1,858	3,446	4,679	3,089	7,768	968	906	1,874	8,723	10,321	19,044
	228	2,122	2,350	1,020	1,270	2,290	4,673	3,089	7,762	-	-	-	5,921	6,481	12,402
3	1,803	5,145	6,949	1,893	2,905	4,798	5,160	3,372	8,532	1,164	1,240	2,404	10,020	12,662	22,682
	430	2,707	3,137	1,128	1,861	2,989	5,144	3,372	8,516	-	-	-	6,703	7,940	14,642
1~3計	4,489	14,571	19,060	4,626	7,261	11,887	12,644	10,225	22,869	3,057	3,195	6,253	24,817	35,252	60,068
	854	7,260	8,114	2,877	4,819	7,696	12,622	10,225	22,847	-	-	-	16,353	22,304	38,657

註: ① 上段은 總數量, 下段은 레디알 타이어
② 위 統計는 韓國, 錦湖, 宇成만의 것임.
③ OE : 新車用, RE : 交替用

Remarks : ① Each upsides are total figures, downsides are radial tires.

② Above figures are only Hankook, Kumho, Woosung.

③ OE : Original Equipment, RE : Replacement

資料 : 大韓타이어工業協會

Source : Korea Tire Manufacturers Association.

自動車 튜브레스 타이어 生産 및 出荷現況(數量 및 重量)
Production & Shipments of Automobile Tubeless Tires(Volume & Weight)

(單位 : 1,000個, 톤)

(unit : 1,000, ton)

年度別 year	트럭·버스용 Truck & Bus			輕트럭용 Light Truck			乗用車用 Passenger Car			建設·産業·農機械用 Off-The-Road(OTR) Industrial(ID) Agricultural(AG)			計 Total		
	生産 Production	出荷 (Shipments)		生産 Production	出荷 (Shipments)		生産 Production	出荷 (Shipments)		生産 Production	出荷 (Shipments)		生産 Production	出荷 (Shipments)	
		內需 Domestic	輸出 Exports		內需 Domestic	輸出 Exports		內需 Domestic	輸出 Exports		內需 Domestic	輸出 Exports		內需 Domestic	輸出 Exports
1994	1,783 106,067	215 13,622	1,577 10,125	6,886 81,600	2,316 19,966	4,602 60,372	32,755 255,040	11,511 93,260	20,224 158,987	17 2,410	5 1,179	10 1,248	41,442 445,118	14,048 128,027	26,413 321,855
1995	2,466 134,934	182 9,730	2,165 117,046	7,079 84,561	2,707 24,011	3,860 52,534	33,823 271,663	10,333 86,240	21,807 171,171	10 2,104	5 1,320	4 640	43,377 493,172	13,227 121,301	27,836 341,411
1996	2,133 138,076	250 16,205	1,912 123,394	6,987 85,473	2,214 21,948	4,841 63,642	37,824 298,119	10,684 88,206	26,766 206,821	9 2,101	6 1,460	3 463	46,953 523,769	13,153 127,819	33,522 394,320
1997. 1	176 11,231	23 1,545	149 9,584	586 7,355	123 1,247	321 4,440	3,274 25,791	764 6,348	2,070 15,660	1 180	1 80	- 50	4,037 44,556	912 9,220	2,540 29,734
2	152 9,700	20 1,328	142 9,042	450 5,896	121 1,224	331 4,791	2,783 21,847	914 7,578	2,011 15,232	1 186	1 105	- 38	3,386 37,630	1,056 10,235	2,483 29,102
3	197 12,584	25 1,663	160 10,210	611 7,901	144 1,494	442 6,034	3,584 28,088	977 8,275	2,521 19,270	1 235	1 115	- 73	4,392 48,808	1,148 11,547	3,123 35,586
1~3計	525 33,515	69 4,535	450 28,836	1,646 21,152	388 3,965	1,093 15,265	9,641 75,725	2,656 22,201	6,601 50,162	3 601	2 300	1 161	11,815 130,993	3,115 31,002	8,146 94,423

註 : 上段은 數量, 下段은 重量

Remarks : Each upsides are volume, downsides are weight.

위 統計는 韓國, 錦湖, 宇成만의 것임.

Above figures are only Hankook, Kumho, Woosung.

資料 : 大韓타이어工業協會

Source : Korea Tire Manufacturers Association.

타이어 및 튜브 地域別 輸出現況(金額)

Exports of Tires & Tubes by Region(Value)

(單位 : 1,000달러)

(unit : FOB U \$ 1,000)

地域 年度	東南亞 Southeast Asia	中 東 Middle East	歐 洲 Europe	北 美 North America	中南美 Latin America	아프리카 Africa	大洋洲 Oceania	計 Total
1994	131,242	169,863	310,699	288,990	151,796	103,925	76,407	1,232,922
1995	149,291	186,739	392,221	283,031	158,768	82,266	77,469	1,329,785
1996	164,867	253,912	453,238	273,346	213,651	108,439	81,209	1,548,662
1997. 3	12,055	18,815	34,892	25,995	23,225	7,336	8,172	130,490
(1~3 月計)	34,532	47,575	87,908	62,363	54,349	18,521	18,861	324,109
前年同期比(%) as % of 1996(1~3)	103.3	81.6	73.5	79.4	62.3	66.0	100.4	84.2

註 : 通關基準

Remarks : Basis on customs clearance.

資料 : 通商産業部 統計

Source : Ministry of Trade Industry & Energy

통 계(국내)

自轉車用 · 運搬車用 · 二輪車用 타이어 및
Production & Shipments & Stocks of Bicycle ·

(單位：1,000個)

年度別 year	自轉車用 타이어 · 튜브 Bicycle Tires & Tubes				運搬車用 타이어 · 튜브 Handcart Tires & Tubes			
	生産 Production	出荷 Shipments		在庫 Stocks	生産 Production	出荷 Shipments		在庫 Stocks
		內需 Domestic	輸出 Exports			內需 Domestic	輸出 Exports	
1994	14,338	2,450	12,433	932	1,003	920	177	57
	12,988	3,079	11,523	576	1,119	986	154	117
1995	9,977	2,663	7,788	905	716	541	104	214
	7,984	3,219	5,047	951	782	678	60	147
1996	7,966	2,137	5,412	1,319	673	579	142	162
	5,869	2,735	2,863	1,308	518	512	2	138
1997. 1	705	124	512	1,387	37	56	17	126
	564	166	330	1,376	42	41	—	140
2	574	143	483	1,332	41	30	5	132
	456	211	212	1,409	47	43	—	141
3	597	248	376	1,305	46	78	24	75
	355	271	193	1,326	36	65	—	113
1~3計	1,876	516	1,371	1,305	123	164	46	75
	1,375	648	735	1,326	125	148	—	113

註：上段은 타이어, 下段은 튜브
위 統計는 (株)興亞, (株)新興만의 것임.
資料：大韓타이어工業協會

自轉車用 · 運搬車用 · 二輪車用 타이어 및
Production & Shipments & Stocks of Bicycle ·

(單位：톤)

年度別 year	自轉車用 타이어 · 튜브 Bicycle Tires & Tubes				運搬車用 타이어 · 튜브 Handcart Tires & Tubes			
	生産 Production	出荷 Shipments		在庫 Stocks	生産 Production	出荷 Shipments		在庫 Stocks
		內需 Domestic	輸出 Exports			內需 Domestic	輸出 Exports	
1994	8,145	1,423	6,826	575	2,752	2,524	484	171
	2,327	522	2,024	105	313	276	36	33
1995	6,050	1,725	4,440	547	2,938	2,147	465	911
	1,600	604	1,003	177	240	209	17	51
1996	4,766	1,345	2,898	814	2,930	2,472	688	425
	1,234	514	547	247	205	213	1	57
1997. 1	415	79	271	905	179	278	88	625
	110	31	60	261	17	17	—	57
2	338	90	257	890	190	135	24	611
	89	40	39	269	18	18	—	54
3	323	150	198	813	229	404	129	384
	72	51	36	254	15	27	—	47
1~3計	1,076	319	726	813	595	817	242	384
	271	123	134	254	50	61	—	47

註：上段은 타이어, 下段은 튜브
위 統計는 (株)興亞, (株)新興만의 것임.
資料：大韓타이어工業協會

튜브 생산·出荷·在庫現況(數量)
Handcart·Motorcycle Tires & Tubes(Volume)

(unit : 1,000)

二輪車用 타이어·튜브 Motorcycle Tires & Tubes				計 Total			
生産 Production	出荷 Shipments		在庫 Stocks	生産 Production	出荷 Shipments		在庫 Stocks
	內需 Domestic	輸出 Exports			內需 Domestic	輸出 Exports	
2,821	1,415	1,459	154	18,162	4,785	14,070	1,143
4,967	3,159	2,078	269	19,074	7,224	13,755	962
3,190	1,488	1,684	176	13,882	4,692	9,576	1,295
5,118	2,733	2,138	404	13,884	6,630	7,246	1,502
2,926	1,264	1,494	349	11,564	3,979	7,049	1,830
6,187	2,297	3,607	736	12,574	5,544	6,472	2,183
229	102	138	337	970	283	668	1,849
551	123	208	957	1,157	329	539	2,472
190	90	117	319	805	263	605	1,782
336	160	124	1,010	839	413	336	2,560
221	108	125	309	864	435	525	1,689
340	182	291	855	731	517	484	2,294
639	300	380	309	2,639	980	1,797	1,689
1,227	464	624	855	2,727	1,259	1,359	2,294

Remarks : Each upsides are tires, downsides are tubes.
Above figures are only Hung-a, Shin-hung.
Source : Korea Tire Manufacturers Association.

튜브 생산·出荷·在庫現況(重量)
Handcart·Motorcycle Tires & Tubes(Weight)

(unit : ton)

二輪車用 타이어·튜브 Motorcycle Tires & Tubes				計 Total			
生産 Production	出荷 Shipments		在庫 Stocks	生産 Production	出荷 Shipments		在庫 Stocks
	內需 Domestic	輸出 Exports			內需 Domestic	輸出 Exports	
6,143	3,280	2,814	360	17,040	7,227	10,125	1,106
1,868	1,142	718	101	4,507	1,940	2,779	239
7,077	3,512	3,267	388	16,065	7,385	8,172	1,846
1,955	1,023	737	156	3,795	1,836	1,757	384
6,421	2,965	3,026	792	14,116	6,782	6,612	2,031
2,478	881	1,250	294	3,917	1,609	1,799	598
487	244	258	800	1,073	600	617	2,330
216	46	73	358	343	94	132	677
405	213	221	753	933	438	502	2,254
131	59	43	379	238	117	82	702
397	258	230	736	950	813	557	1,933
136	68	102	319	223	147	138	620
1,289	715	709	736	2,960	1,851	1,677	1,933
483	173	218	319	804	358	352	620

Remarks : Each upsides are tires, downsides are tubes.
Above figures are only Hung-a, Shin-hung.
Source : Korea Tire Manufacturers Association.

통 계(국내)

自動車用 타이어 主要國別 輸出現況(金額)
Exports of Automobile Tires by Major Countries(Value)

(單位：1,000달러)

(unit : FOB U \$ 1,000)

地域 Region	國家 Country	年度 Year	1994	1995	1996	1997			1997 1~3計	前年同期比(%) as % of 1996(1~3月)
						1	2	3		
東 南 亞 Southeast Asia	日 Japan	本	19,370	16,201	16,546	751	931	1,011	2,692	△21.3
	필 리 핀 Philippines	핀	4,927	1,484	11,088	1,252	1,337	445	3,035	6.5
	홍 콩 Hong Kong	콩	11,296	7,988	16,378	262	231	197	689	△57.7
	싱 가 포 Singapore	포	4,509	7,450	7,096	408	212	334	954	△45.1
	其 他 Others	他	44,358	51,951	58,063	3,096	4,183	5,395	12,676	△6.1
	計 S-Total		84,460	85,074	109,171	5,769	6,894	7,382	20,046	△13.4
中 東 Middle East	사 우 디 아 라 비 아 Saudi Arabia	아	65,836	46,261	71,514	5,350	4,880	6,962	17,192	29.5
	요 르 단 Jordan	단	14,133	14,506	21,073	2,404	1,328	1,497	5,229	△9.9
	시 리 아 Syria	아	11,468	8,183	14,285	276	1,012	931	2,218	△44.9
	아 랍 에 미 리 트 U. A. E.	트	21,194	22,649	41,671	1,860	2,156	1,957	5,972	△16.2
	其 他 Others	他	27,069	57,508	51,881	3,222	3,313	5,580	12,117	△20.4
	計 S-Total		139,700	149,107	200,424	13,112	12,689	16,927	42,728	△6.0
歐 洲 Europe	프 랑 스 France	스	28,228	39,946	33,290	1,548	2,246	2,095	5,888	△43.5
	이 태 리 Italy	리	29,153	36,909	42,028	2,093	3,611	4,569	10,273	△20.1
	獨 逸 Germany	逸	53,155	63,130	69,969	2,066	4,850	5,760	12,676	△31.4
	스 위 스 Switzerland	스	11,557	9,474	12,147	623	332	285	1,241	△47.9
	벨 기 Belgium	에	8,651	8,684	9,098	584	879	1,392	2,854	61.2
	스 웨 덴 Sweden	덴	10,238	9,867	11,165	143	344	598	1,084	△71.8
	英 U. K.	國	53,275	82,684	95,243	3,663	4,282	5,019	12,965	△47.1
	其 他 Others	他	65,276	80,388	119,297	9,419	9,217	9,459	28,095	△4.5
計 S-Total		259,533	331,082	392,237	20,139	25,761	29,177	75,076	△27.6	
美 洲 America	캐 나 다 Canada	다	70,281	61,077	59,757	3,971	4,495	4,593	13,059	△21.6
	美 U. S. A.	國	192,668	192,948	173,050	8,183	11,093	18,512	37,788	△29.2
	멕 시 코 Mexico	코	34,595	6,713	11,889	845	1,357	1,027	3,229	34.0
	其 他 Others	他	88,262	121,654	165,118	11,777	11,708	19,526	43,011	6.0
	計 S-Total		385,806	382,392	409,814	24,776	28,653	43,658	97,087	△14.1
아 프 리 카 Africa	이 집 트 Egypt	트	22,586	25,421	26,493	1,372	1,550	2,479	5,400	△33.4
	이 디 오 피 아 Ethiopia	아	5,200	3,714	9,528	331	484	696	1,512	△40.0
	리 비 아 Libya	아	19,548	12,577	16,255	72	1,923	-	1,995	△51.5
	其 他 Others	他	52,976	41,169	51,423	3,547	2,199	2,986	8,732	△34.6
	計 S-Total		100,310	82,881	103,699	5,322	6,156	6,161	17,639	△37.5
大 洋 洲 Oceania	오 스 트 레 일 리 아 Australia	리 아	55,764	54,580	55,382	4,313	2,868	5,257	12,439	△2.8
	其 他 Others	他	12,108	13,305	15,386	1,071	1,166	1,522	3,757	4.9
	計 S-Total		67,872	67,885	70,768	5,384	4,034	6,779	16,196	△1.1
合 計 Total		1,037,681	1,098,422	1,286,112	74,502	84,187	110,083	268,772	△18.5	

註：通關基準
資料：大韓타이어工業協會

Remarks : Basis on customs clearance.
Source : Korea Tire Manufacturers Association.

自動車 타이어 種類別 輸入現況(數量 및 金額)

Imports of Automobile Tires(Volume & Value)

(單位 : 個, 1,000달러)

(unit : each, U\$ 1,000)

年度別 Year	乗用車用 Passenger Car		트럭·버스用 Truck & Bus		産業用 또는 農耕用 Industrial Vehicles or Agricultural Machinery		其他 Others		計 Total	
	數量 Volume	金額 Value	數量 Volume	金額 Value	數量 Volume	金額 Value	數量 Volume	金額 Value	數量 Volume	金額 Value
1994	1,352,318	41,331	60,836	5,457	136,794	3,343	28,621	884	1,578,569	50,975
1995	1,978,238	62,880	75,426	4,760	431,460	5,146	235,005	1,053	2,720,129	73,839
1996	1,906,911	64,059	102,384	8,469	462,282	6,180	78,527	848	2,550,104	79,556
1997. 2	146,787	4,650	3,789	505	13,949	216	17,083	85	181,608	5,456
3	172,153	5,986	19,107	1,114	30,010	419	15,389	87	236,659	7,606
1~3計	422,053	14,488	30,023	2,314	56,964	1,239	32,893	223	541,933	7,606

資料 : 關稅廳 貿易統計

Source : Statistical yearbook of foreign trade.

乗用車用 래디알 타이어 國家別 輸入現況(數量 및 金額)

Imports of Passenger Car Radial Tires(Volume & Value)

(單位 : 個, 1,000달러)

(unit : each, U\$ 1,000)

年度別 Year	美 國 U. S. A.	캐나다 Canada	프랑스 France	獨逸 Germany	이태리 Italy	英 國 U. K.	스페인 Spain	日 本 Japan	其他 Others	計 Total
1994	286,067 10,680	183,416 5,766	298,456 7,693	108,600 3,576	270,741 6,976	9,907 216	52,902 1,999	113 13	139,217 4,311	1,349,419 41,230
1995	353,557 13,344	110,493 3,800	287,966 7,707	630,686 20,959	129,166 3,768	37,525 1,158	151,481 3,310	9,943 257	262,308 8,247	1,973,125 62,550
1996	280,709 12,130	92,661 4,358	188,441 6,457	452,583 15,578	180,472 6,655	115,631 3,491	45,594 1,546	130,973 3,154	345,856 10,453	1,832,920 63,822
1997. 2	20,076 848	10,297 467	2,788 93	8,667 267	11,549 440	1,006 57	17,698 763	12,422 295	52,184 1,404	136,687 4,634
3	43,255 1,678	6,230 295	9,255 336	18,160 806	4,604 162	3,764 120	18,788 789	30,781 697	36,949 1,069	171,786 5,952
1~3計	82,320 3,338	26,244 1,203	22,092 837	47,117 1,821	28,925 1,050	8,522 403	40,309 1,722	53,340 1,217	102,707 2,847	411,576 14,438

註 : 上段은 數量, 下段은 金額

資料 : 關稅廳 貿易統計

Remarks : Each upsides are volume, downsides are value.

Source : Statistical yearbook of foreign trade.

트럭·버스용 래디알 타이어 國家別 輸入現況(數量 및 金額)

Imports of Truck & Bus Radial Tires(Volume & Value)

(單位 : 個, 1,000달러)

(unit : each, U\$ 1,000)

年度別 Year	美 國 U. S. A.	캐나다 Canada	프랑스 France	獨逸 Germany	이태리 Italy	英 國 U. K.	스페인 Spain	日 本 Japan	其他 Others	計 Total
1994	2,189 144	4,395 235	7,355 1,165	832 132	11,586 375	5,573 824	7,274 604	1,731 226	9,628 570	50,563 4,275
1995	2,229 168	—	6,307 1,010	21,610 1,045	3,748 136	4,350 542	7,825 600	20,730 529	118 25	66,917 4,055
1996	677 54	4 1	13,623 2,350	26,589 1,526	4,143 611	19,152 2,215	3,331 603	25,885 861	44 8	93,448 8,229
1997. 2	—	—	997 188	188 8	132 27	1,554 229	160 31	738 17	20 5	3,789 505
3	26 25	— —	1,510 292	13,238 429	80 18	1,842 185	425 84	900 18	100 4	18,121 1,055
1~3計	700 65	— —	4,288 821	15,612 535	372 78	4,193 523	745 151	2,195 52	130 12	28,235 2,237

註 : 上段은 數量, 下段은 金額

資料 : 關稅廳 貿易統計

Remarks : Each upsides are volume, downsides are value.

Source : Statistical yearbook of foreign trade.

全國自動車登録現況

Automobile Population

(單位：臺)

1997년 3월말 현재 (unit : each)

시종별	시도별	서울	부산	대구	인천	광주	대전	경기	강원	충북	충남	전북	전남	경북	경남	제주	합계
합계	계	2,177,911	681,369	587,465	512,204	263,724	300,569	1,851,437	330,215	306,092	364,645	375,937	356,348	606,548	882,410	126,251	9,723,116
	소계	1,713,472	484,658	435,183	374,450	191,987	227,655	1,397,886	222,637	205,380	232,246	245,504	214,197	406,134	630,291	77,394	7,031,062
승용차	계	1,643,474	464,350	415,536	358,089	179,274	217,885	1,299,113	203,731	190,964	215,087	228,687	198,202	381,660	597,861	71,565	6,658,378
	소계	1,628,634	462,059	414,030	357,227	177,874	216,245	1,288,971	203,731	190,964	215,087	228,687	198,202	381,660	597,861	71,565	6,658,378
승용차	계	47,834	22,874	21,386	17,766	6,268	10,571	61,979	13,218	10,875	11,377	11,556	9,492	25,881	38,211	5,783	314,699
	소계	47,834	22,874	21,386	17,766	6,268	10,571	61,979	13,218	10,875	11,377	11,556	9,492	25,881	38,211	5,783	314,699
승용차	계	864,962	270,463	246,338	229,795	106,542	136,962	825,397	130,801	123,938	137,472	142,841	123,568	243,131	379,207	47,533	4,008,953
	소계	864,962	270,463	246,338	229,795	106,542	136,962	825,397	130,801	123,938	137,472	142,841	123,568	243,131	379,207	47,533	4,008,953
승용차	계	647,316	157,093	136,657	102,984	61,261	65,313	375,217	55,748	52,227	60,877	69,147	60,112	104,254	167,707	16,907	2,135,280
	소계	647,316	157,093	136,657	102,984	61,261	65,313	375,217	55,748	52,227	60,877	69,147	60,112	104,254	167,707	16,907	2,135,280
승용차	계	38,175	6,865	6,058	4,206	2,489	2,335	16,363	2,330	2,312	3,256	2,788	2,698	4,878	7,001	721	10,876
	소계	38,175	6,865	6,058	4,206	2,489	2,335	16,363	2,330	2,312	3,256	2,788	2,698	4,878	7,001	721	10,876
승용차	계	14,840	1,396	1,396	862	1,400	1,042	4,322	519	541	695	961	952	872	2,053	120	33,016
	소계	14,840	1,396	1,396	862	1,400	1,042	4,322	519	541	695	961	952	872	2,053	120	33,016
승용차	계	15	3	1	2	3	3	10	4	2	3	1	2	3	3	2	52
	소계	15	3	1	2	3	3	10	4	2	3	1	2	3	3	2	52
승용차	계	159	5	7	5	35	9	110	4	10	10	10	10	196	207	157	432
	소계	159	5	7	5	35	9	110	4	10	10	10	10	196	207	157	432
승용차	계	4,047	563	407	217	403	453	1,042	134	103	135	196	207	157	432	15	8,517
	소계	4,047	563	407	217	403	453	1,042	134	103	135	196	207	157	432	15	8,517
승용차	계	7,925	1,274	748	333	213	341	203	970	104	130	164	204	194	541	14	7,425
	소계	7,925	1,274	748	333	213	341	203	970	104	130	164	204	194	541	14	7,425
승용차	계	8,663	2,572	2,578	2,193	2,029	1,406	9,417	2,868	2,096	2,416	2,760	2,435	3,759	4,117	363	50,222
	소계	8,663	2,572	2,578	2,193	2,029	1,406	9,417	2,868	2,096	2,416	2,760	2,435	3,759	4,117	363	50,222
승용차	계	1,500	347	324	292	198	116	995	177	119	179	202	207	262	1	2	3,653
	소계	1,500	347	324	292	198	116	995	177	119	179	202	207	262	1	2	3,653
승용차	계	6,487	2,223	2,251	1,900	1,831	1,289	8,414	2,680	1,977	2,235	2,426	2,228	3,496	3,753	946	44,136
	소계	6,487	2,223	2,251	1,900	1,831	1,289	8,414	2,680	1,977	2,235	2,426	2,228	3,496	3,753	946	44,136
승용차	계	61,243	17,754	17,065	14,154	10,672	8,957	67,105	16,043	12,299	14,915	14,112	13,555	21,305	28,294	5,044	322,517
	소계	61,243	17,754	17,065	14,154	10,672	8,957	67,105	16,043	12,299	14,915	14,112	13,555	21,305	28,294	5,044	322,517
승용차	계	6,665	3,022	2,091	1,991	1,451	1,121	8,198	1,998	1,503	1,659	1,638	1,774	2,524	3,204	502	40,461
	소계	6,665	3,022	2,091	1,991	1,451	1,121	8,198	1,998	1,503	1,659	1,638	1,774	2,524	3,204	502	40,461
승용차	계	93,158	17,765	14,974	12,163	9,221	7,836	58,206	14,043	10,796	13,256	14,781	18,780	25,089	4,542	282,051	
	소계	93,158	17,765	14,974	12,163	9,221	7,836	58,206	14,043	10,796	13,256	14,781	18,780	25,089	4,542	282,051	
승용차	계	71	9	3	14	1	9	48	5	1	8	5	10	19	2	245	
	소계	71	9	3	14	1	9	48	5	1	8	5	10	19	2	245	
승용차	계	142,766	50,868	54,813	39,076	16,199	18,138	137,111	28,013	21,925	25,239	24,897	27,746	38,485	56,339	10,493	676,638
	소계	142,766	50,868	54,813	39,076	16,199	18,138	137,111	28,013	21,925	25,239	24,897	27,746	38,485	56,339	10,493	676,638
승용차	계	141,514	50,388	34,550	38,815	16,043	17,975	135,979	25,637	21,656	24,883	24,555	27,400	36,038	56,301	10,399	664,126
	소계	141,514	50,388	34,550	38,815	16,043	17,975	135,979	25,637	21,656	24,883	24,555	27,400	36,038	56,301	10,399	664,126
승용차	계	9,866	3,430	1,839	9	525	961	1,397	885	517	619	865	309	1,902	1,328	1,974	364
	소계	9,866	3,430	1,839	9	525	961	1,397	885	517	619	865	309	1,902	1,328	1,974	364
승용차	계	1,715	606	543	2,218	1,061	255	4,893	510	496	729	713	978	1,173	915	177	4,785
	소계	1,715	606	543	2,218	1,061	255	4,893	510	496	729	713	978	1,173	915	177	4,785
승용차	계	129,933	46,345	32,168	36,588	14,457	16,749	124,178	23,344	19,701	22,122	23,941	34,336	50,956	8,799	605,638	
	소계	129,933	46,345	32,168	36,588	14,457	16,749	124,178	23,344	19,701	22,122	23,941	34,336	50,956	8,799	605,638	
승용차	계	122,820	43,367	30,030	34,225	13,110	15,547	115,359	21,359	18,882	20,380	20,037	30,953	45,712	8,260	561,647	
	소계	122,820	43,367	30,030	34,225	13,110	15,547	115,359	21,359	18,882	20,380	20,037	30,953	45,712	8,260	561,647	
승용차	계	3,924	1,162	975	96	574	492	3,622	767	693	767	811	917	1,212	1,780	295	18,372
	소계	3,924	1,162	975	96	574	492	3,622	767	693	767	811	917	1,212	1,780	295	18,372
승용차	계	1,097	339	284	266	222	202	1,193	304	271	286	323	360	449	678	68	6,342
	소계	1,097	339	284	266	222	202	1,193	304	271	286	323	360	449	678	68	6,342
승용차	계	2,812	1,350	850	1,064	511	397	3,702	401	640	735	936	908	1,692	2,729	114	18,841
	소계	2,812	1,350	850	1,064	511	397	3,702	401	640	735	936	908	1,692	2,729	114	18,841
승용차	계	80	27	29	52	10	11	13	15	13	15	20	30	37	2	436	
	소계	80	27	29	52	10	11	13	15	13	15	20	30	37	2	436	
승용차	계	766	287	148	147	85	105	719	227	156	220	194	203	250	374	46	3,818
	소계	766	287	148	147	85	105	719	227	156	220	194	203	250	374	46	3,818
승용차	계	97	41	37	49	8	4	218	59	42	68	46	78	122	24	966	
	소계	97	41	37	49	8	4	218	59	42	68	46	78	122	24	966	
승용차	계	25	6	2	3	4	4	8	1	4	3	3	2	3	4	1	123
	소계	25	6	2	3	4	4	8	1	4	3	3	2	3	4	1	123
승용차	계	350	129	72	64	46	40	186	81	63	68	75	94	113	130	21	1,532
	소계	350	129	72	64	46	40	186	81	63	68	75	94	113	130	21	1,532
합계	계	219,431	141,508	116,832	95,438	54,628	64,120	339,159	60,230	77,349	105,479	107,937	111,132	159,073	189,793	38,203	1,986,803
	소계																