

## NLO-발색단인 4-(*p*-옥시페닐이미노메틸리덴)-4'-니트로스티벤올 포함하는 메타크릴레이트 단량체의 합성 및 라디칼중합

李利淵\* · 李賢珠 · 金武容

인제대학교 화학과

(1995. 11. 14 접수)

### Synthesis and Radical Polymerization of a Methacrylate Monomer Containing a NLO-phore 4-(*p*-Oxyphenyliminomethylidene)-4'-nitrostilbene

Ju-Yeon Lee\*, Hyun-Ju Lee, and Moo-Yong Kim

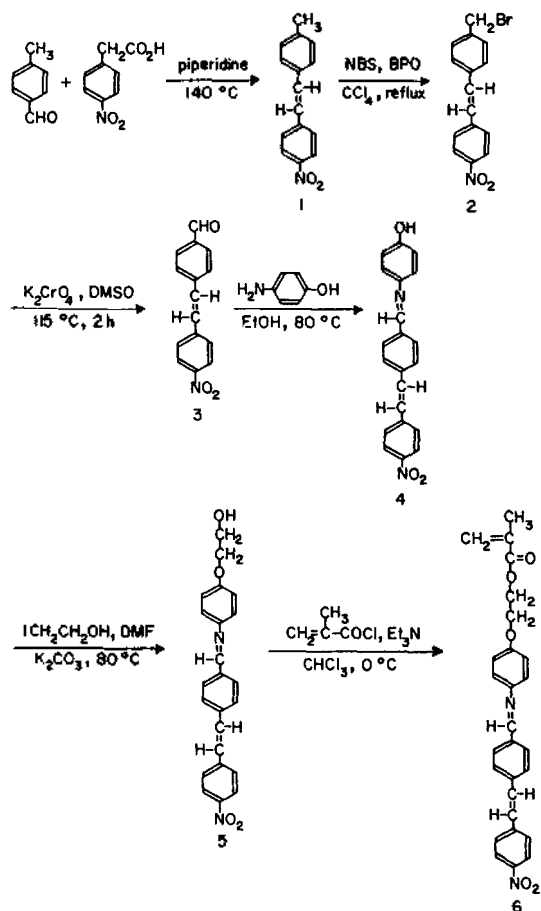
Department of Chemistry, Inje University, Kimhae 621-749, Korea

(Received November 14, 1995)

Functional materials of nonlinear optical (NLO) activity based on organic compounds have long been the subject of curiosity and have caused recent interest because of their potential applications in the field of telecommunications, optical signal processing, optical switching, etc.<sup>1</sup> It is well known that organic and polymeric materials with highly dipolar electronic systems exhibit NLO properties. The organic materials seem to be superior because of their higher nonlinear optical activity and faster response time than the inorganic ones. Among the organic materials the NLO polymers are receiving great attention, mainly because they offer many advantages such as mechanical endurance, light weight, chemical resistance, and good processability to form optical devices.<sup>2</sup> A potentially NLO polymer must contain a highly polarizable  $\pi$ -electronic systems and these polymers have to be mechanically very strong. There are tremendous challenges in designing and synthesis of polymers of large NLO effects. Polyesters,<sup>3</sup> polyurethanes,<sup>4</sup> polyamides,<sup>5</sup> and poly(phenyleneethynyls)<sup>6</sup> containing the chromophoric main chain were prepared. Various polymers with the NLO-phores in the side chain such as poly(meth)acrylates,<sup>7</sup> polystyrene,<sup>8</sup> and poly(alkyl vinyl ethers)<sup>9</sup> were also reported.

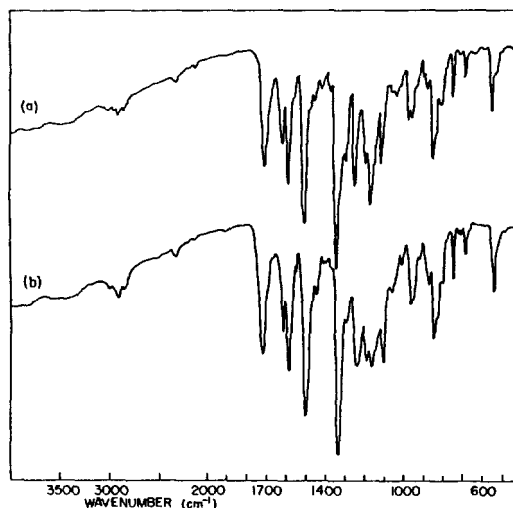
Robello<sup>10</sup> prepared polyacrylates bearing aminonitrostilbene and azo dyes in the side chain. Recently polymethacrylates containing mesogenic (carbazoylmethylene)aniline and 4-nitrobenzylideneaniline groups in the side chain were also reported by Uryu *etc.*<sup>11</sup> However, examples of NLO-polymers with the chromophoric side chain composed of three conjugated phenyl groups are seldom found in the literature. Thus, it is of interest to prepare polymethacrylate containing three conjugated phenyl groups as the NLO-phore in the side chain. In this work we prepared polymethacrylate with the NLO-phore 4-(*p*-oxyphenyliminomethylidene)-4'-nitrostilbene, which is presumably effective chromophore for second-order nonlinear optical applications in the side chain. The present report describes the synthesis and radical polymerization of 4-[*p*-(2-methacryloyloxyethoxy)phenyliminomethylidene]-4'-nitrostilbene **6**.

4'-Methyl-4-nitrostilbene **1** was synthesized by the condensation of 4-nitrophenylacetic acid with *p*-tolualdehyde according to a literature procedure<sup>12</sup> and recrystallized from ethanol. Bromination of compound **1** by *N*-bromosuccinimide (NBS) yielded 4'-bromomethyl-4-nitrostilbene **2**. 4'-Nitro-4-stilbenecarboxaldehyde **3** was synthesized, acco-



Scheme 1.

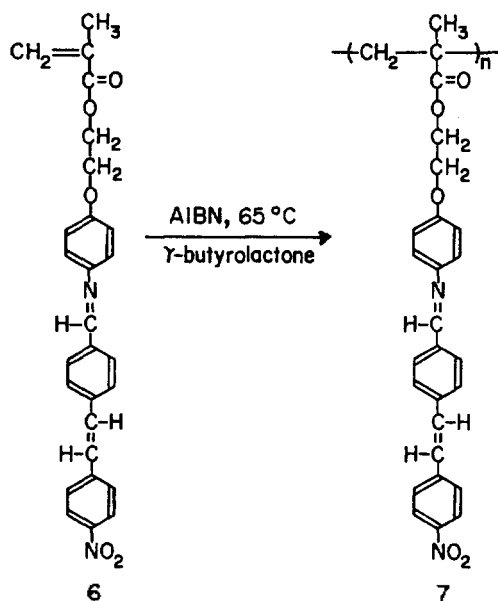
rding to a known method<sup>13</sup> by oxidation of the corresponding benzyl bromide **2**. 4-(*p*-Hydroxyphenyliminomethylidene)-4'-nitrostilbene **4** was prepared by the reaction of 4'-nitro-4-stilbenecarboxaldehyde **3** with *p*-aminophenol, and reacted with 2-iodoethanol to yield 4-{*p*-(2-hydroxyethoxy)phenyliminomethylidene}-4'-nitrostilbene **5**. The methacrylate **6** was synthesized from methacryloyl chloride and compound **5** following established literature procedure.<sup>11</sup> In dilute chloroform solution, the title compound was obtained in moderate yield (Scheme 1). The chemical structures of the compounds were confirmed by <sup>1</sup>H NMR, IR (Fig. 1(a)), UV-Vis, and elemental analyses. Monomer **6** shows olefinic protons at  $\delta=5.53\sim 5.78$  (m, 1H, vinylic) and  $\delta=5.93\sim 6.20$  (m, 1H,

Fig. 1. IR spectra of monomer **6** (a) and polymer **7** (b).

vinylic) in its <sup>1</sup>H NMR. The same monomer sample showed strong absorption bands at 1710, 1592, and 1338  $\text{cm}^{-1}$  indicating the presence of carbonyl, olefinic, and nitro groups, respectively as shown in Fig. 1(a). Compound **6** showed strong uv absorption bands near 353 nm by the chromophore *p*-oxy-*N*-(4-nitrostilbenzylidene)aniline in the side chain measured in chloroform. Monomer **6** is moderately soluble in common organic solvents such as acetone and DMSO, but is slightly soluble in ethanol and diethyl ether.

*p*-(2-Methacryloyloxyethoxy)-*N*-(4-nitrostilbenzylidene)aniline **6** was polymerized with AIBN as radical initiator to obtain the polymer **7** (Scheme 2). Polymerizations were carried out in  $\gamma$ -butyrolactone solution at 65 °C. The polymerization results are summarized in Table 1.

Monomer **6** was quite reactive toward radical initiator and polymerized readily. In most cases, conversions were quite high (>90%) as shown in Table 1. The chemical structure of the polymer **7** was identified by IR (Fig. 1(b)), UV-Vis spectra and elemental analyses. The IR spectrum confirmed the chemical structures, exhibiting all the absorption bands attributable to the functional groups comprising the polymer. The polymer **7** showed strong absorption bands at 1717, 1584, and



Scheme 2.

1333  $\text{cm}^{-1}$  in its IR spectrum indicating the presence of carbonyl, olefinic, and nitro groups, respectively as shown in Fig. 1(b). The same polymer sample showed strong uv absorption bands near 353 nm by the chromophore *p*-oxy-*N*-(4-nitrostilbenzylidene)aniline in the side chain as in the monomer **6**. These spectral evidences indicate that the radical polymerization proceeded cleanly via vinyl type polymerization. Cross-linking through the internal double bonds are obviously not favored for steric reasons. The polymer **7** was not very soluble in common organic solvents, probably due to the presence of polar and bulky pendant group.

The thermal behavior of the polymer was investigated by thermogravimetric analysis (TGA) and differential scanning calorimeter (DSC) to determine the thermal degradation pattern and glass transition temperature ( $T_g$ ). The results are summarized in Table 2. TGA thermograms showed triple phase degradation patterns, probably due to the presence of three benzene rings in the pendant group. The polymer showed a thermal stability up to 300 °C in TGA thermogram. The  $T_g$  values of the polymers obtained from DSC thermograms were around 166 °C, which is acceptable for NLO device applications. These  $T_g$  values are hi-

Table 1. Free radical polymerization of **6** by AIBN in  $\gamma$ -butyrolactone at 65 °C

Monomer <sup>a</sup>	Monomer/ Solvent (mol/1 L)	Initiator to Monomer (mol%)	Time (h)	Yield (%)
<b>6</b>	0.42	1.0	24	92
<b>6</b>	0.33	1.0	20	91
<b>6</b>	0.50	0.8	24	90
<b>6</b>	0.38	2.0	20	92

**6** = 4- $\{p$ -(2-methacryloyloxyethoxy)phenyliminomethylidene)-4'-nitrostilbene.

Table 2. Thermal properties of polymer **7**

Polymer	$T_g^a$ °C	Degradation temp. °C <sup>b</sup>			Residue <sup>b</sup> at 700 °C, %
		5%- loss	20%- loss	40%- loss	
<b>7</b>	165	308	400	484	3.44

<sup>a</sup>Determined from DSC curves measured on a DuPont 910 differential scanning calorimeter with a heating rate of 10 °C/min under nitrogen atmosphere. <sup>b</sup>Determined from TGA curves measured on a DuPont 951 thermogravimetric analyzer with a heating rate of 10 °C/min under nitrogen atmosphere.

gher than those for poly(methyl methacrylate) (105 °C), probably due to the presence of polar and bulky pendant group.

In summary, a new methacrylate monomer **6** containing a highly dipolar electronic system composed of three conjugated phenyl groups was prepared and polymerized radically. The novel polymethacrylate **7** contains 4-(*p*-oxyphenyliminomethylidene)-4'-nitrostilbene, which is presumably effective chromophore for second-order nonlinear optical applications. The substituted polymethacrylate **7** was not soluble in common organic solvents, probably due to the presence of polar and bulky pendant group. The polymer showed a thermal stability up to 300 °C, showing  $T_g$  peaks around 166 °C. Copolymerization with other monomers such as methyl methacrylate to increase solubility and measurements of NLO properties are in progress, and the full accounts of the work will be reported later.

## EXPERIMENTAL

**Materials.** 2-Iodoethanol, *p*-tolualdehyde, 4-nitrophenylacetic acid, 4-aminophenol (Aldrich) were used as received. Carbon tetrachloride was refluxed with phosphorus pentoxide under nitrogen and distilled. Sodium iodide was dried for 4 h at 100 °C under vacuum. Acetone was purified by drying with anhydrous potassium carbonate, followed by distillation under nitrogen. Dimethyl sulfoxide (DMSO) was dried over 4 Å molecular sieves for several days and distilled under vacuum. *N,N*-Dimethylformamide (DMF) was purified by drying with anhydrous calcium sulfate, followed by distillation under reduced pressure. Chloroform was washed with water to remove the ethanol, dried with anhydrous potassium carbonate, refluxed with anhydrous calcium chloride, and distilled. Methacryloyl chloride was distilled and used immediately. Triethylamine was refluxed over potassium hydroxide and distilled.  $\gamma$ -Butyrolactone was dried with anhydrous magnesium sulfate and fractionally distilled under nitrogen. Piperidine was dried with calcium hydride and fractionally distilled.  $\alpha,\alpha'$ -Azobisisobutyronitrile (AIBN) was recrystallized from methanol and dried under reduced pressure at room temperature.

**Measurements.** IR spectra were taken on a Hitachi Model 260-30 infrared spectrophotometer.  $^1\text{H}$  NMR spectra were obtained on a Varian EM 360L NMR spectrometer (60 MHz). UV-VIS spectra were obtained on a Kontron UVikon 860 spectrophotometer. Elemental analyses were performed using a Perkin-Elmer 2400 CHN elemental analyzer. The glass transition temperatures ( $T_g$ ) were measured on a DuPont 910 differential scanning calorimeter in a nitrogen atmosphere. DuPont 951 thermogravimetric analyzer with a heating rate of 10 °C/min up to 700 °C was used for the thermal degradation study of polymers under nitrogen. Melting points were measured in Buchi 530 melting point apparatus and are corrected. Viscosity values were obtained by using a Cannon-Fenske viscometer.

**Preparation of 4'-methyl-4-nitrostilbene (1).** Compound 1 was prepared by a known method<sup>29</sup>

from *p*-tolualdehyde and 4-nitrophenylacetic acid, and recrystallized from ethanol. Mp 139~140 °C.  $^1\text{H}$  NMR (acetone- $d_6$ )  $\delta$  2.33 (s, benzylic 3H), 7.04~7.95 (m, aromatic 8H), 8.05~8.35 (d, aromatic 2H). IR (neat) 3075, 3015 (w, =C-H), 1626, 1592, (s, C=C), 1512, 1347 (vs, N=O)  $\text{cm}^{-1}$ . Anal. Calcd for  $\text{C}_{15}\text{H}_{13}\text{NO}_2$ : C, 75.30; H, 5.47; N, 5.86. Found: C, 75.42; H, 5.51; N, 5.90.

**Preparation of 4'-bromomethyl-4-nitrostilbene (2).** 4'-Methyl-4-nitrostilbene (13.6 g, 0.057 mol), *N*-bromosuccinimide (10.7 g, 0.060 mol), and benzoyl peroxide (0.14 g) were dissolved in 90 mL of  $\text{CCl}_4$  under a nitrogen atmosphere. The mixture was refluxed with vigorous stirring at 85 °C for 12 h under nitrogen. The resulting solution was cooled to room temperature, filtered with suction, and rinsed with 30 mL of  $\text{CCl}_4$ . The yellow solid on the filter was washed thoroughly with water to remove succinimide. The product was recrystallized from ethanol yielded 14.1 g (78% yield) of pure product 2. Mp 127~128 °C.  $^1\text{H}$  NMR (acetone- $d_6$ )  $\delta$  2.33 (s, benzylic 3H), 7.04~7.95 (m, aromatic 8H), 8.05~8.35 (d, aromatic 2H). IR (neat) 3020 (w, =C-H), 1628, 1586 (s, C=C), 1508, 1328 (vs, N=O)  $\text{cm}^{-1}$ . Anal. Calcd for  $\text{C}_{15}\text{H}_{12}\text{BrNO}_2$ : C, 56.63; H, 3.80; N, 4.40. Found: C, 56.56; H, 3.76; N, 4.45.

**Preparation of 4'-nitro-4-stilbenecarboxaldehyde (3).** A mixture of 11.5 g (0.036 mo) of 4'-bromomethyl-4-nitrostilbene and 10.5 g (0.054 mol) of potassium chromate in 55 mL of DMSO was refluxed with vigorous stirring at 115 °C for 2 h under nitrogen. Extraction was performed on the resulting black solution thrice with 250 mL of diethyl ether. The organic layer was concentrated by distillation of the solvent. The residue was precipitated into 300 mL of water contained in a round bottomed flask, which was stirred. The precipitated yellow product was filtered with suction and washed successively twice with 100 mL of water and 100 mL of *n*-hexane. Thus obtained product was recrystallized from ethanol yielded 7.3 g (80% yield) of pure product 3. Mp 199~200 °C (dec).  $^1\text{H}$  NMR (acetone- $d_6$ )  $\delta$  9.99 (s, -CHO), 7.18~8.37 (m, aromatic 10H). IR (neat) 1687 (vs, C=O), 1598, 1565 (vs, C=C), 1505, 1334 (vs, N=O)  $\text{cm}^{-1}$ .

UV/Vis (chloroform)  $\lambda_{\max} = 354$  nm,  $\epsilon = 23630$ . Anal. Calcd for  $C_{15}H_{11}NO_3$ : C, 71.14; H, 4.38; N, 5.53. Found: C, 71.21; H, 4.36; N, 5.56.

**Preparation of 4-(*p*-hydroxyphenyliminomethylidene)-4'-nitrostilbene (4).** Compound 4 was prepared by a known method<sup>11</sup> from 4-nitrobenzaldehyde and 4-aminophenol in absolute ethanol, and recrystallized from acetone. Yield = 90%; mp 215~216 °C (dec). <sup>1</sup>H NMR (DMSO-*d*<sub>6</sub>)  $\delta$  6.77~7.46 (m, aromatic 4H), 7.66 (s, aromatic 1H), 7.76~8.19 (m, aromatic 6H), 8.22~8.52 (d, aromatic 2H), 8.75 (s, -N=CH-), 9.48 (s, -OH); IR (KBr) 3420 (s, O-H), 1614, 1578 (C=C), 1498, 1338 (vs, N=O)  $cm^{-1}$ . UV/Vis (chloroform)  $\lambda_{\max} = 356$  nm,  $\epsilon = 26300$ . Anal. Calcd for  $C_{21}H_{16}N_2O_3$ : C, 73.24; H, 4.68; N, 8.13. Found: C, 73.28; H, 4.64; N, 8.16.

**Preparation of 4-[*p*-(2-hydroxyethoxy)phenyliminomethylidene]-4'-nitrostilbene (5).** 4-(*p*-Hydroxyphenyliminomethylidene)-4'-nitrostilbene (4.82 g, 0.014 mol), anhydrous potassium carbonate (5.80 g, 0.042 mol), and 2-iodoethanol (3.58 g, 0.021 mol) were dissolved in 25 mL of dry DMF under nitrogen. The mixture was refluxed in an oil bath kept at 80 °C for 10 h under nitrogen. The resulting solution was cooled to room temperature, diluted with 100 mL of water, stirred, filtered, and the obtained brown product was washed with 100 mL of water. Thus obtained product was recrystallized from ethanol yielded 3.92 g (72% yield) of pure product 5. Mp 172~173 °C (dec). <sup>1</sup>H NMR (DMSO-*d*<sub>6</sub>)  $\delta$  3.47~3.89 (m, 2H, -CH<sub>2</sub>-O-), 3.90~4.15 (m, 2H, Ph-O-CH<sub>2</sub>-), 4.16~4.61 (m, 1H, -OH), 6.65~8.89 (m, 15H, aromatic); IR (KBr) 3538 (s, O-H), 3078 (=C-H), 2954, 2928 (w, C-H), 1618, 1588 (vs, C=C), 1508, 1342 (vs, N=O)  $cm^{-1}$ . UV/Vis (chloroform)  $\lambda_{\max} = 355$  nm,  $\epsilon = 29320$ . Anal. Calcd for  $C_{23}H_{20}N_2O_4$ : C, 71.12; H, 5.19; N, 7.21. Found: C, 71.18; H, 5.24; N, 7.28.

**Preparation of 4-[*p*-(2-methacryloyloxyethoxy)phenyliminomethylidene]-4'-nitrostilbene (6).** A solution of methacryloyl chloride (2.09 g, 20 mmol) in 10 mL of chloroform was slowly added dropwise to a solution containing 4-[*p*-(2-hydroxyethoxy)phenyliminomethylidene]-4'-nitrostilbene (1.94 g, 5.0 mmol) and triethylamine (2.53 g, 25 mmol) in 25 mL of chloroform at 0 °C under nitrogen atmos-

phere. The mixture was stirred for 24 h at room temperature under nitrogen. The resulting solution was cooled to room temperature and concentrated by distillation of the solvent. The residue dissolved in 60 mL of water, stirred, and filtered with suction. The yellow solid on the filter was washed thoroughly with water to remove salts. The product was recrystallized twice from ethanol/acetone (90/10, vol/vol) yielded 1.48 g (65% yield) of pure product 6. Mp 178~180 °C (dec). <sup>1</sup>H NMR (DMSO-*d*<sub>6</sub>)  $\delta$  1.73~2.41 (m, 3H, -CH<sub>3</sub>-), 3.99~4.57 (m, 4H, -O-CH<sub>2</sub>-CH<sub>2</sub>-O-), 5.53~5.78 (m, 1H, vinylic), 5.93~6.20 (m, 1H, vinylic), 6.57~8.67 (m, 15H, aromatic); IR (KBr) 3018 (w, =C-H), 2963, 2924, 2870 (w, C-H), 1710 (s, C=O), 1618, 1592 (s, C=C), 1505, 1338 (vs, N=O)  $cm^{-1}$ . UV/Vis (chloroform)  $\lambda_{\max} = 353$  nm,  $\epsilon = 46830$ . Anal. Calcd for  $C_{27}H_{24}N_2O_5$ : C, 71.04; H, 5.30; N, 6.14. Found: C, 71.11; H, 5.25; N, 6.18.

**Radical polymerization of 6.** A representative radical polymerization procedure was as follows: In a polymerization tube were placed 0.68 g (1.5 mmol) of 6, 2.5 mg (0.015 mmol) of AIBN, and 3.6 mL of  $\gamma$ -butyrolactone under nitrogen. The resulting solution was degassed by a freeze-thaw process and sealed under vacuum. The polymerization tube was placed in an oil bath kept at 65 °C. After 24 h the polymer solution was poured into 300 mL of methanol and stirred for 1 h. The precipitated polymer was collected by filtration with suction, followed by washing with 50 mL of methanol. Thus obtained polymer was dried under vacuum to give 0.63 g (92% yield) of polymer 7. IR (KBr) 3010 (w, =C-H), 2912, 2855 (m, C-H), 1717 (s, C=O), 1613, 1584 (s, C=C), 1502, 1333 (vs, N=O)  $cm^{-1}$ . UV/Vis (chloroform)  $\lambda_{\max} = 353$  nm. Anal. Calcd for  $(C_{27}H_{24}N_2O_5)_n$ : C, 71.04; H, 5.30; N, 6.14. Found: C, 71.13; H, 5.38; N, 6.22.

**Acknowledgement.** This work was supported by the Korea Science and Engineering Foundation (951-0305-009-2).

## REFERENCES

- (a) Williams, D. J. *Angew. Chem., Int. Ed. Engl.* **1984**, 23, 690. (b) Shen, Y. R. *The Principles of*

- Nonlinear Optics*; Wiley: New York, 1984. (b) Prasad, P. N.; Ulrich, D. R. Eds. *Nonlinear Optical and Electroactive Polymers*; Plenum Press: New York, 1987. (d) Chemla, D. S.; Zyss, J. Eds. *Nonlinear Optical Properties of Organic Molecules and Crystals*; Academic Press: New York, 1987; Vol. 1, 2. (e) Heeger, A. J.; Orestein, J.; Ulrich, D. R. Eds. *Nonlinear Optical Properties of Polymers, Mater. Res. Soc. Symp. Proc.*; Mat. Res. Soc.: Pittsburgh, 1988; Vol. 109. (f) Prasad, P. N.; Williams, D. J. Eds. *Introduction to Nonlinear Optical Effects in Molecules and Polymers*; John Wiley & Sons: New York, 1991.
2. Lytel, R.; Libscomb, G. F.; Stiller, M.; Thackara, J. I.; Ticknor, A. J. Eds. *Nonlinear Optical Effects in Organic Polymers*; Kluwer Academic Publishers: Dordrecht, The Netherlands, 1989.
  3. (a) Stenger-Smith, J. D.; Fisher, J. W.; Henry, R. A.; Hoover, J. M.; Lindsay, G. A.; Hayden, L. M. *Makromol. Rapid Commun.* **1990**, *11*, 141. (b) Fuso, F.; Padias, A. B.; Hall, H. K., Jr. *Macromolecules* **1991**, *24*, 1710. (c) Stenger-Smith, J. D.; Fisher, J. W.; Henry, R. A.; Hoover, J. M.; Nadler, M. P.; Nissan, R. A.; Lindsay, G. A. *J. Polym. Sci.: Part A: Polym. Chem.* **1991**, *29*, 1623. (d) Francis, C. V.; White, K. M.; Newmark, R. A.; Stephens, M. G. *Macromolecules* **1991**, *26*, 4379. (e) Wright, M. E.; Mullick, S.; Lackritz, H. S.; Liu, L.-Y. *Macromolecules* **1994**, *27*, 3009.
  4. Boogers, J. A. F.; Klaase, P. T. A.; Vlieger, J. J. D.; Tinnemans, A. H. A. *Macromolecules* **1994**, *27*, 205.
  5. (a) Lindsay, G. A.; Stenger-Smith, J. D.; Henry, R. A.; Hoover, J. M.; Nissan, R. A. *Macromolecules* **1992**, *25*, 6075. (b) Xu, C.; Wu, B.; Dalton, L. R.; Ranon, P. M.; Shi, Y.; Steier, W. H. *Macromolecules* **1992**, *25*, 6716.
  6. Kondo, K.; Okuda, M.; Fugitani, T. *Macromolecules* **1993**, *26*, 7382.
  7. (a) Ni, Z.; Leslie, T. M.; Padias, A. B.; H. K. Hall, H. K., Jr. *Macromolecules* **1991**, *24*, 2100. (b) Rondou, P.; Beylen, M. V.; Samyn, C.; S'heeren, G.; Persoons, A. *Makromol. Chem.* **1992**, *193*, 3045. (c) S'heeren, G.; Persoons, A.; Rondou, P.; Wiersma, J.; Beylen, M. V.; Samyn, C. *Makromol. Chem.* **1993**, *194*, 1733. (d) I. A. McCulloch, I. A. *Macromolecules* **1994**, *27*, 1697. (e) Baehr, C.; Glusen, B.; Wendorff, J. H.; Staring, E. G. *Makromol. Rapid Commun.* **1994**, *15*, 327.
  8. Vanermen, G.; Samyn, C.; S'heeren, G.; Persoons, A. *Makromol. Chem.* **1992**, *193*, 3057.
  9. (a) Campbell, D.; Dix, L. R.; Rostron, P. *Eur. Polym. J.* **1993**, *29*, 249. (b) Lee, J.-Y. *Polym. Bull.* **1994**, *33*, 635. (c) Lee, J.-Y. *Polym. Bull.* **1995**, *35*, 73. (d) Lee, J.-Y. *Polym. Bull.* **1995**, *35*, 33. (e) Lee, J.-Y. *Bull. Korean Chem. Soc.* **1995**, *16*, 336. (f) Lee, J.-Y. *J. Korean Chem. Soc.* **1995**, *39*, 323.
  10. Robello, D. R. *J. Polym. Sci.: Part A: Polym. Chem.* **1990**, *28*, 1.
  11. Kosaka, Y.; Uryu, Y. *Macromolecules* **1995**, *28*, 870.
  12. Cullinane, N. M. *J. Chem. Soc.* **1923**, *123*, 2053.
  13. Thuy, V. M.; Mattice, P. *Bull. Soc. Chim. Belg.* **1989**, *98*, 221.