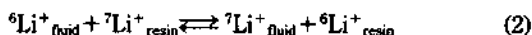


in the fluid phase. This chemical ion exchange reaction can be represented by the following Equation:



The subscripted symbols, such as fluid and resin refer to the fluid phase and resin phase in this isotope exchange. Klinskii *et al.*<sup>33</sup> and Oi *et al.*<sup>16</sup> reported that the heavier isotopes were enriched in the resin phase of ion exchange chromatography. These phenomena are a contrast to the results of our experiments. On the other hand, Aaltonen,<sup>34</sup> Heumann and Lieser,<sup>35</sup> Russell and Papanastassiou,<sup>36</sup> Jepson and Shockey,<sup>37</sup> and Kobayashi *et al.*<sup>38</sup> stated that the heavier isotopes were preferentially concentrated into the solution phase of chromatography using strongly acidic cation exchangers. This discrepancy, still, cannot be explained at this time and further work must be done to resolve the phenomena.

**Acknowledgment.** This Work was Partly Supported by the Basic Science Research Institute Program (BSRI-93-321), Ministry of Education, Korea.

### References

1. Michels, E.; De Bièvre, P. *Int. J. Mass Spectrom. Ion Phys.* **1983**, *49*, 265.
2. Nishizawa, K.; Watanabe, H.; Ishino, S.; Shinagawa, M. *J. Nucl. Sci. Technol.* **1984**, *21*, 133.
3. Vasare, G. *Separation of Isotopes by Thermal Diffusion*; Report ERDA-tr-32, Translation of Rumanian Report, 1972, Technical Information Center, W. S. Energy Research and Development Administration, 1975.
4. Symons, E. A. *Separ. Sci. Technol.* **1985**, *20*, 633.
5. Rhinehammer, T. B.; Wittenberg, L. J. *An Evaluation of Fuel Resources and Requirements for the Magnetic Fusion Energy Program*; Mound Facility Report MLM-2419, Monsanto Research Corp., Miamisburg, Ohio, 1978.
6. Conn, R. W. *J. Nucl. Sci. Technol.* **1975**, *26*, 391.
7. Kristemaker, J.; Bigeleisen, J.; Nier, A. O. C. *Éds. Proceedings of the First International Symposium on Isotope Separation*; Interscience, New York, 1958.
8. London, H. Ed. *Separation of Isotopes*; Newnes: London, 1961.
9. Palko, A. A.; Drury, J. S.; Begun, G. M. *J. Chem. Phys.* **1976**, *64*, 1828.
10. Taylor, T. I.; Urey, H. C. *J. Chem. Phys.* **1937**, *5*, 597.
11. Gluenc Kauf, E.; Baker, K. H.; Kitt, G. P. *Faraday Soc. Discuss.* **1949**, *7*, 199.
12. Hagiwara, Z.; Takakura, Y. *J. Nucl. Sci. Technol.* **1969**, *6*, 153.
13. Hagiwara, Z.; Takakura, Y. *J. Nucl. Sci. Technol.* **1969**, *6*, 326.
14. Fujine, S.; Saito, K.; Shiba, K. *Separ. Sci. Technol.* **1982**, *17*, 1309.
15. Fujine, S.; Saito, K.; Shiba, K.; Itoi, T. *Separ. Sci. Technol.* **1982**, *17*, 1545.
16. Oi, T.; Kawada, K.; Hosoe, M.; Kakihana, H. *Separ. Sci. Technol.* **1991**, *26*, 1353.
17. Jepson, B. E.; DeWitt, R. *J. Inorg. Nucl. Chem.* **1976**, *38*, 1175.
18. Jepson, B. E.; Carins, G. A. **1979**, *MLM-2622*.
19. Jepson, B. E.; Shockey, G. C. **1980**, *MLM-2727*.
20. Nishizawa, K.; Watanabe, H.; Ishino, S.; Shinagawa, M. *J. Nucl. Sci. Technol.* **1984**, *21*, 133.
21. Ishino, S.; Watanabe, H.; Nishizawa, K. **1982**, *Preprint 1982 Fall Meeting At. Energy Soc. Jpn.* K 20.
22. Watanabe, T.; Ishino, S.; Nishizawa, K. **1982**, *Preprint 1982 Annu. Meeting At. Energy Soc. Jpn.* G 9.
23. Kim, D. W.; Kim, S. Y. *J. Radioanal. Nucl. Chem. Lett.* **1986**, *107*, 17.
24. Kim, D. W.; Jung, J. H. *J. Radioanal. Nucl. Chem. Art.* **1989**, *130*, 63.
25. Kim, D. W.; Lee, G. S. *J. Radioanal. Nucl. Chem. Art.* **1991**, *149*, 73.
26. Kim, D. W.; Jeon, Y. S.; Eom, T. Y.; Suh, M. Y.; Lee, C. H. *J. Radioanal. Nucl. Chem. Art.* **1991**, *150*, 417.
27. Kim, D. W.; Kim, C. S.; Choi, K. Y.; Kim, T. S. *J. Kor. Chem. Soc.* **1992**, *36*, 955.
28. Bigeleisen, J.; Mayer, M. G. *J. Chem. Phys.* **1947**, *15*, 261.
29. Lee, D. A. *J. Inorg. Nucl. Chem.* **1976**, *38*, 161.
30. Jepson, B. E. **1991**, *MLM-3675*.
31. Kim, D. W.; Jeon, Y. S.; Jeong, Y. K.; Suh, M. Y.; Joe, K. S. *J. Radioanal. Nucl. Chem. Art.* **1995**, *189*, 219.
32. Popovych, O.; Tomkins, R. P. T. *Nonaqueous Solution Chemistry*; John Wiley and Sons Inc.: 1981; p 42.
33. Klinskii, G. D.; Knyazev, D. A.; Viasova, G. I. *Zh. Fiz. Khim.* **1974**, *48*, 659.
34. Aaltonen, J. *Suom. Kem.* **1972**, *B44*, 1.
35. Heumann, K. G.; Lieser, K. H. *Z. Naturforsch.* **1972**, *27b*, 126.
36. Russell, W. A.; Papanastassiou, D. A. *Anal. Chem.* **1978**, *50*, 1151.
37. Jepson, B. E.; Shockey, G. C. *Separ. Sci. Technol.* **1984**, *19*, 173.
38. Kobayashi, N.; Fujii, Y.; Okamoto, M.; Kakihana, H. *Bull. Res. Lab. Nucl. Reactors* **1980**, *5*, 19.

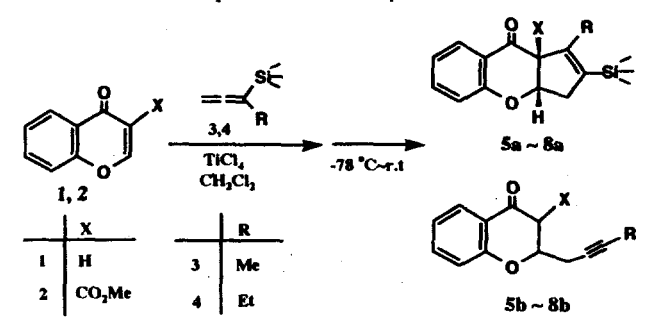
### Introduction of Cyclopentene Annulation and Propargyl Group in Chromones

Yong-Gyun Lee\*, Yun-Young Kim, Dai-Il Jung,  
and Soon-Kyu Choi

*Department of Chemistry, Dong-A University,  
Pusan 604-714, Korea*

*Received March 16, 1995*

Although chromone can be regarded as an  $\alpha,\beta$ -unsaturated ketone, there are few synthetic methods for the introduction of carbon nucleophiles at the C<sub>2</sub> position of the heterocyclic ring.<sup>1</sup> In this connection, Wallace *et al.*<sup>2</sup> showed that introduction of an alkyl group into the C<sub>2</sub> position of chromone derivatives by using a lithium dialkylcuprates is possible. More recently, Akiba and co-workers<sup>3</sup> reported a facile method for the regioselective introduction of an allyl group into chromone *via* silyoxybenzopyrylium cations by means

**Table 1.** Reaction of 1 and 2 with 1-alkyl-1-(trimethylsilyl)allenes (3, 4) in the presence of TiCl<sub>4</sub>

Entry	Reactants		Products	Yield (%) <sup>a</sup>	Total yield
	X	R			
1	H	Me	5a	25 (11) <sup>b</sup>	30 (40) <sup>b</sup>
	H	Me	5b	5 (29)	
2	H	Et	6a	24 (9.5)	30.5 (33.5)
	H	Et	6b	6.5 (24)	
3	CO <sub>2</sub> Me	Me	7a	18 (12.5)	25 (36)
	CO <sub>2</sub> Me	Me	7b	7 (23.5)	
4	CO <sub>2</sub> Me	Et	8a	19.5 (10)	27 (36)
	CO <sub>2</sub> Me	Et	8b	7.5 (26)	

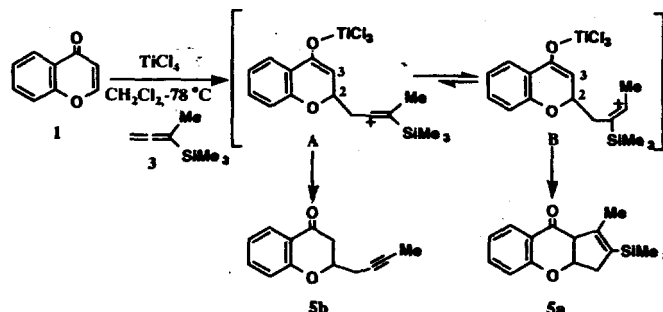
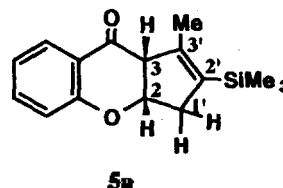
<sup>a</sup>Yields correspond to the isolated yield. <sup>b</sup>Yields in parentheses were obtained in the presence of *tert*-butyldimethylsilyl triflate.

of *tert*-butyldimethylsilyl triflate. Furthermore, they found that the reaction of chromones with 3-(trimethylsilyl)-1-butene in the presence of *tert*-butyldimethylsilyl triflate afforded five-membered ring adducts.

Recently, Danheiser reported that the TMS-cyclopentene annulation<sup>4</sup> was one of the most effective methods for the introduction of a five-membered ring into electron-deficient alkenes. As a part of our study on the introduction of five-membered rings into chromones, here we report the introduction of five-membered rings as well as propargyl groups at the C<sub>2</sub> position of chromones by using the TMS-cyclopentene annulation methodology.

Treatment of 1-methyl-1-(trimethylsilyl)allene (3)<sup>5</sup> with chromone (1) at -78 °C in the presence of one equiv of *tert*-butyldimethylsilyl triflate afforded the propargylation product 5b in 29% yield along with the corresponding cyclopentene annulation product (5a) in 11% yield. However, under similar reaction conditions, when one equiv of titanium tetrachloride is used in place of the triflate reagent, the corresponding cyclopentene annulation product (5a) is obtained in 25% yield along with propargylation product (5b) as a minor product (5%). Similar results were obtained by reaction of 3-(methoxycarbonyl)chromone 1b and 1-alkyl-1-(trimethylsilyl)allene (3, 4). The results are summarized in Table 1.

Structural assignments of the resulting cyclopentene annulation products were established based on <sup>1</sup>H NMR spectral data.<sup>6</sup> For example, in the case of 5a, the allylic protons (H<sub>1</sub>) appear at δ 2.75 as a broad singlet and the signals of the H<sub>2</sub> and H<sub>3</sub> are seen at δ 5.17 (m) and δ 3.50 (dd, *J*=1.6, 3.5 Hz) respectively. The small coupling constant (*J*=3.5 Hz) between H<sub>2</sub> and H<sub>3</sub> indicates that the relative stereo-

**Figure 1.** A possible mechanism for the formation of products 5a and 5b.

chemistry of the two methine protons is an equatorial-axial relationship. Since the other annulation product (6a) also shows a small coupling constant (*J*=3.6 Hz) between H<sub>2</sub> and H<sub>3</sub>, the ring junction is considered to have the same *cis* geometry as that of 5a. Although the relative stereochemistry of 7a and 8a could not be determined owing to the presence of the methoxycarbonyl group at C<sub>3</sub>, the geometry of the ring junction could be the same *cis* relationship as those of 5a and 6a according to the known fact that "the TMS-cyclopentene annulation proceeds with a strong preference for *syn* addition of the allene to the two carbon allenophile."<sup>4</sup>

A possible mechanism for the formation of products 5a and 5b is shown in Figure 1. In the presence of a Lewis acid such as titanium tetrachloride or *tert*-butyldimethylsilyl triflate, the allenyl silane reagent (3) attacks the chromone at the C<sub>2</sub> position, giving the intermediate vinyl cation A which is stabilized by interaction with the adjacent C-Si bond. A 1,2 shift<sup>7</sup> of the trimethylsilyl group then occurs to afford an isomeric vinyl cation B which stereoselectively cyclizes to produce the five-membered ring (5a).

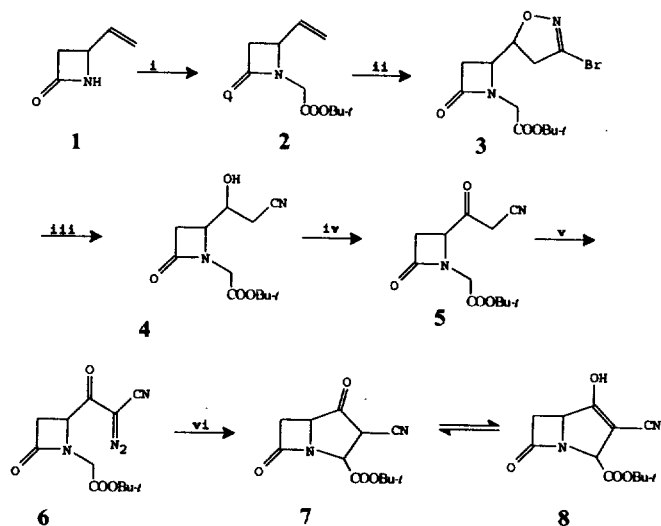
As shown in Table 1, the ratio of cycloadducts and propargylation adducts varies depending upon the Lewis acid employed. When titanium tetrachloride is used, although the total yield appears somewhat lower as compared to the yield when *tert*-butyldimethylsilyl triflate is used, the ratio of the cycloadducts was distinctly superior. This result indicates that the intermediate titanium enolate is stabilized isomeric vinyl cation (B) more than vinyl cation (A). The intermediate silyl enolate readily desilylates relative to its titanium counterpart, and leads to the Michael type adducts.

**Acknowledgment.** This paper was supported (in part) by NON DIRECTED RESEARCH FUND, Korea Research Foundation, 1993.

## References

- (a) Ellis, G. P. *Comprehensive Heterocyclic Chemistry*; Katriatzky, A. R.; Rees, C. W., Eds.; Pergamon Press: New York, 1984; Vol. 3, Part 2b, p 647. (b) Chantegrel, B.; Nad, A.

- 1; Gelin, S. *J. Org. Chem.* **1984**, *49*, 4419.  
 2. Wallace, T. W. *Tetrahedron Lett.* **1984**, *25*, 4299.  
 3. Lee, Y.-G.; Ishimaru, K.; Iwasaki, H.; Ohkata, K.; Akiba, K.-Y. *J. Org. Chem.* **1991**, *56*, 2058.  
 4. (a) Danheiser, R. L.; Carini, D. J.; Fink, D. M.; Basak, A. *Tetrahedron.* **1983**, *39*, 935. (b) Danheiser, R. L.; Fink, D. M. *Tetrahedron Lett.* **1985**, *26*, 2513.  
 5. 1-alkyl-1-(trimethylsilyl)allenes(3.4) were prepared according to the literature: Westmijze, H.; Vermeer, P. *Synthesis.* **1979**, 390.  
 6. Spectral data of **5a**:  $^1\text{H NMR}$  (200 MHz,  $\text{CDCl}_3$ )  $\delta$  0.15 (s, 9H), 1.84 (d,  $J=1.6$  Hz, 3H), 2.75 (bs, 2H), 3.50 (dd,  $J=1.6, 3.5$  Hz, 1H), 5.17 (m, 1H), 6.85-7.95 (m, 4H); Ms ( $m/z$ ):  $M^+ 272$  (92),  $M^+ + 1$  (65),  $M^+ + 2$  (22), 257 (96), 183 (78).  
 Spectral data of **5b**:  $^1\text{H NMR}$  (200 MHz,  $\text{CDCl}_3$ )  $\delta$  1.81 (t, 3H), 2.65 (dd, 2H), 2.90 (dd, 2H), 4.55 (m, 1H), 7.01-7.84 (m, 4H); Ms ( $m/z$ ):  $M^+ 200$  (75),  $M^+ + 1$  (48),  $M^+ + 2$  (50), 185 (62), 72 (83).  
 7. Brook, A. G.; Bassindale, A. R. *Rearrangements in Ground and Excited States*; Academic Press: New York, 1980; Vol II, p 190-192.



i) LiHMDS, THF,  $-78$   $^{\circ}\text{C}$ ;  $\text{BrCH}_2\text{COOtBu}$ , rt; ii)  $\text{Br}_2\text{C}=\text{NOH}$ ,  $\text{NaHCO}_3$ , EtOAc, rt; iii)  $\text{EtSNa}$ , MeOH,  $0$   $^{\circ}\text{C}$ ; iv) Jones reagent, acetone,  $0$   $^{\circ}\text{C}$ ; v)  $\text{Et}_3\text{N}$ ,  $\text{TsN}_3$ , acetonitrile, rt; vi)  $\text{Rh}_2(\text{OAc})_4$ , benzene, reflux.

Scheme 1.

## Synthesis of 2-Cyano-1-oxocarbapenam-3-carboxylate

Min Hyo Seo, Youn Young Lee\*, and Yang Mo Goo<sup>†</sup>

Department of Chemistry, Seoul National University,  
Seoul 151-742, Korea

<sup>†</sup>Department of Pharmacy, Seoul National University,  
Seoul 151-742, Korea

Received April 4, 1995

Recently we found that when 3-bromo-2-isoxazolines were treated with sodium ethanethiolate, they could be converted effectively to  $\beta$ -hydroxy nitriles.<sup>1</sup> 3-Bromo-2-isoxazolines can be obtained easily from alkenes by treatment of bromonitrile oxide.<sup>2</sup> We adapted this reaction for the synthesis of an 1-oxocarbapenam derivative. Thus, we wish to report here the conversion of 4-vinyl-2-azetidinone to 1-oxocarbapenam.

4-Vinyl-2-azetidinone (**1**) was synthesized from 1,3-butadiene by reaction with chlorosulfonyl isocyanate.<sup>3</sup> 1-[(*t*-Butoxycarbonyl)methyl]-4-vinyl-2-azetidinone (**2**) was obtained from 4-vinyl-2-azetidinone (**1**) by reaction with *t*-butyl bromoacetate in the presence of LiHMDS in THF at  $-78$   $^{\circ}\text{C}$  (yield: 83%). It was converted to 4-(3-bromo-2-isoxazolin-5-yl)-1-[(*t*-butoxycarbonyl)methyl]-2-azetidinone (**3**) in the yield of 86% by reaction with dibromoaldoxime in ethyl acetate in the presence of sodium bicarbonate (1.5 eq.) and a small amount of water. The intensities of two doublets at 3.23 and 4.03 ppm ( $J=18.0$  Hz) and two doublets at 3.72 and 4.12 ppm ( $J=18.0$  Hz) in the  $^1\text{H NMR}$  spectrum of compound **3** implies that it is a mixture of two diastereomers (6:4). The two isomers could not be separated by column

chromatography.

A  $\beta$ -hydroxy nitrile **4**, 1-[(*t*-butoxycarbonyl)methyl]-4-(2-cyano-1-hydroxyethyl)-2-azetidinone, was obtained in 68% yield from compound **3** by treatment of sodium ethanethiolate (1.1 eq.) in methanol. Compound **4** showed bands for a hydroxy group and a cyano group at 3450 and 2250  $\text{cm}^{-1}$ , respectively. Compound **4** was oxidized to 1-[(*t*-butoxycarbonyl)methyl]-4-(2-cyano-1-oxoethyl)-2-azetidinone (**5**) with Jones reagent in acetone in 74% yield. The oxidized product showed no hydroxy band in its ir spectrum but two strong carbonyl (a  $\beta$ -lactam carbonyl and an ester carbonyl) bands around 1700-1750  $\text{cm}^{-1}$  were observed. Diazotization of this compound by following the Regitz method<sup>4</sup> ( $\text{TsN}_3/\text{Et}_3\text{N}$ , acetonitrile, 25-35  $^{\circ}\text{C}$ ) gave 1-[(*t*-butoxycarbonyl)methyl]-4-(2-cyano-2-diazo-1-oxoethyl)-2-azetidinone (**6**) in 84% yield. The diazo compound **6** showed bands at 2250 and 2140  $\text{cm}^{-1}$  for the cyano group and the diazo group, respectively. Refluxing of the benzene solution of compound **6** with rhodium acetate (cat. amount) for 12 hours gave 1-oxocarbapenam **7**, *t*-butyl 2-cyano-1-oxocarbapenam-3-carboxylate, in 52% yield. The 1-oxocarbapenam was unstable and decomposed slowly at room temperature.<sup>5</sup> It showed a band at 1775  $\text{cm}^{-1}$  for a  $\beta$ -lactam carbonyl group and at 1720  $\text{cm}^{-1}$  for an ester carbonyl group. In the ir spectrum, it showed a hydroxy group band at 3400  $\text{cm}^{-1}$ , which might imply the existence of an enol tautomer (**8**).

**Acknowledgment.** The present studies were supported partly by Nondirected Research Fund 94, Korea Research Foundation and partly by the Korea Science and Technology Foundation.

## References

- Seo, M. H.; Lee, Y. Y.; Goo, Y. M. *Synth. Commun.* **1994**, *24*, 1433.
- Vyas, D. M.; Chiang, Y.; Doyle, T. W. *Tetrahedron Lett.* **1984**, *25*, 487.