

(t, 12H, CH₃).

5,11,17,23-Tetrahydroxy-25,26,27,28-tetrakis(n-hexyloxy)calix[4]arene (7) and 5,11,17-Trihydroxy-25,26,27,28-tetrakis(n-hexyloxy)calix[4]arene (8). General lithiation procedure was followed except that 1 g (0.93 mmol) of *p*-bromo compound 3, 100 mL of dry THF, and 16.0 mL (27.2 mmol) of 1.7 M *t*-BuLi-pentane solution were used. The lithiate was quenched with 4.2 mL of B(OMe)₃ (36.98 mmol). The mixture was then warmed to room temperature and stirred for 2 h. After the mixture was cooled again to -78 °C, 10 mL of 1:1:3 N NaOH-28% H₂O₂ solution was added and slowly warmed to room temperature. The mixture was stirred for 2 h and then 8 g of Na₂S₂O₃·5H₂O was carefully added. After stirring for 1 h, the solvent was removed under reduced pressure and then the residue was partitioned between 1 N HCl and ether. The organic phase was washed with water, brine and then dried over anhydrous MgSO₄. The solvent was evaporated, and the crude mixture was chromatographed on a silica gel gravity column (2.5×26 cm, hexane:EtOAc=1:2). The best portions of each products were collected, concentrated and then recrystallized from a mixture of acetone and hexane to give 231 mg of the tetrol 7 (30%) and 124 mg of the triol 8 (16%): Tetrol 7: mp 267-268 °C; ¹H NMR (300 MHz, DMSO-d₆) δ 8.50 (s, 4H, OH), 6.15 (s, 8H, ArH), 4.20 (d, *J*=12.6 Hz, 4H, *endo*-ArCH), 3.69 (t, *J*=7.5 Hz, 8H, OCH₂), 2.90 (d, *J*=12.6 Hz, 4H, *exo*-ArCH), 1.86 (br s, 8H, OCH₂CH₂), 1.33 (br s, 24H, (CH₂)₃CH₃), 0.90 (br s, 12H, CH₃); FAB⁺ MS (thioglycerol), *m/z* 956 (M+Na⁺+Matrix, 100%), 848 (M+Na⁺, 40%), 825 (M⁺, 76%); FT-IR (KBr), 3310 cm⁻¹ (ν_{O-H}); Triol 8: mp 180.8-182 °C; ¹H NMR (300 MHz, CDCl₃) δ 7.03 (d, *J*=6.7 Hz, 2H, H-ArH), 6.85 (t, *J*=6.8 Hz, 1H, H-ArH), 6.53 (s, 2H, HO-ArH), 6.24 (br s, 1H, OH), 6.07 (br s, 2H, OH), 5.83 (s, 2H, HO-ArH), 5.68 (s, 2H, HO-ArH), 4.41 (d, *J*=13.5 Hz, 2H, *endo*-ArCH), 4.36 (d, *J*=13.5 Hz, 2H, *endo*-ArCH), 4.00 (t, 2H, OCH₂), 3.92 (t, 2H, OCH₂), 3.68 (t, 4H, OCH₂), 3.08 (d, *J*=13.5 Hz, 2H, *exo*-ArCH), 2.99 (d, *J*=13.5 Hz, 2H, *exo*-ArCH), 1.90 (m, 8H, OCH₂CH₂), 1.55-1.30 (m, 24H, (CH₂)₃CH₃), 0.92 (m, 12H, CH₃); FAB⁺ MS (thioglycerol), *m/z* 940 (M+Na⁺+Matrix, 63%), 832 (M+Na⁺, 56%), 809 (M⁺, 100%); FT-IR (KBr) 3323 cm⁻¹ (ν_{O-H}).

Acknowledgment. The financial supports from Korea Science and Engineering Foundation and Soong Sil University are gratefully acknowledged.

References

- (a) Gutsche, C. D. *Calixarenes, Monographs in Supramolecular Chemistry*; Stoddart, J. F., Ed.; The Royal Society of Chemistry Press: Cambridge, 1989; Vol. 1. (b) *Calixarenes: A Versatile Class of Macrocyclic Compounds*; Vicens, J.; Bohmer, V., Ed.; Kluwer Press: Dordrecht, 1991.
- (a) Arduini, A.; Pochini, A.; Reverberi, S.; Ungaro, R.; Andreotti, G. D.; Ugozzoli, F. *Tetrahedron* **1986**, *42*, 2089. (b) Dijkstra, P. J.; Brunink, J. A. J.; Bugge, K.-E.; Reinhoudt, D. N.; Harkema, S.; Ungaro, R.; Ugozzoli, F.; Ghidini, E. *J. Am. Chem. Soc.* **1989**, *111*, 7567.
- (a) Shinkai, S.; Mori, S.; Koreishi, H.; Tsubaki, T.; Manabe, O. *J. Am. Chem. Soc.* **1986**, *108*, 2409. (b) Shinkai, S.; Araki, K.; Tsubaki, T.; Arimura, T.; Manabe, O. *J. Chem. Soc., Perkin Trans. 1*. **1987**, 2297.

- 2297.
- Gutsche, C. D.; Levine, J. A.; Sujeeth, P. K. *J. Org. Chem.* **1985**, *50*, 5802.
- Gutsche, C. D.; Nam, K. C. *J. Am. Chem. Soc.* **1988**, *110*, 6153.
- Almi, M.; Arduini, A.; Casnati, A.; Pochini, A.; Ungaro, R. *Tetrahedron* **1989**, *45*, 2177.
- (a) van Loon, J.-D.; Arduini, A.; Verboom, W.; Ungaro, R.; van Hummel, G. J.; Harkema, S.; Reinhoudt, D. N. *Tetrahedron Lett.* **1989**, *30*, 2681. (b) van Loon, J.-D.; Arduini, A.; Coppi, L.; Verboom, W.; Pochini, A.; Ungaro, R.; Harkema, S.; Reinhoudt, D. N. *J. Org. Chem.* **1990**, *55*, 5639.
- Gutsche, C. D.; Pagoria, P. F. *J. Org. Chem.* **1985**, *50*, 5795.
- In the reported conditions only the diametrically functionalized products were isolated. These results are in press in *Supramolecular Chemistry*.
- Conner, M.; Janout, V.; Regen, S. L. *J. Org. Chem.* **1992**, *57*, 3744.
- Gutsche, C. D.; Dhawan, B.; Levine, J. A.; No, K. H.; Bauer, L. J. *Tetrahedron* **1983**, *39*, 409.
- Yeh, M.-L.; Tang, F.-S.; Chen, S.-L.; Liu, W.-C.; Lin, L.-G. *J. Org. Chem.* **1994**, *59*, 754.
- (a) Cram, D. J.; Blanda, M. T.; Paek, K.; Knobler, C. B. *J. Am. Chem. Soc.* **1992**, *114*, 7765. (b) Cram, D. J.; Tanner, M. E.; Knobler, C. B. *J. Am. Chem. Soc.* **1991**, *113*, 7717. (c) Blanda, M. T.; Griswold, K. E. *J. Org. Chem.* **1994**, *59*, 4313.

1,2,4-Triazole Fused Heterocycles; Part 2. Preparation of 4H-1,2,4-Triazolo[1,5-c][1,3,5]oxadiazines

Kee-Jung Lee*, Sanghee Kim[†], Seong Heon Kim[†], Hokoon Park[†], Yang Rai Cho[‡], and Bong Young Chung[‡]

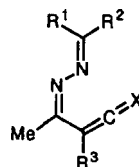
*Department of Industrial Chemistry, Hanyang University, Seoul 133-791, Korea

[†]Division of Chemistry, Korea Institute of Science and Technology, P.O. Box 131, Seoul 130-650, Korea

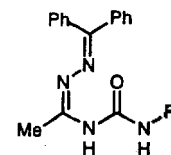
[‡]Department of Chemistry, Korea University, Seoul 136-701, Korea

Received October 10, 1994

It has been shown^{1,2} that cumulated azines **1** proved to be versatile synthons for a large variety of pyrazolo-fused heterocycles. Recently we reported³ the synthesis of 5,10-dihydro-1,2,4-triazolo[5,1-*b*]quinazolines based on the dehydra-



1. X = R⁴R⁶C or R⁴N or S

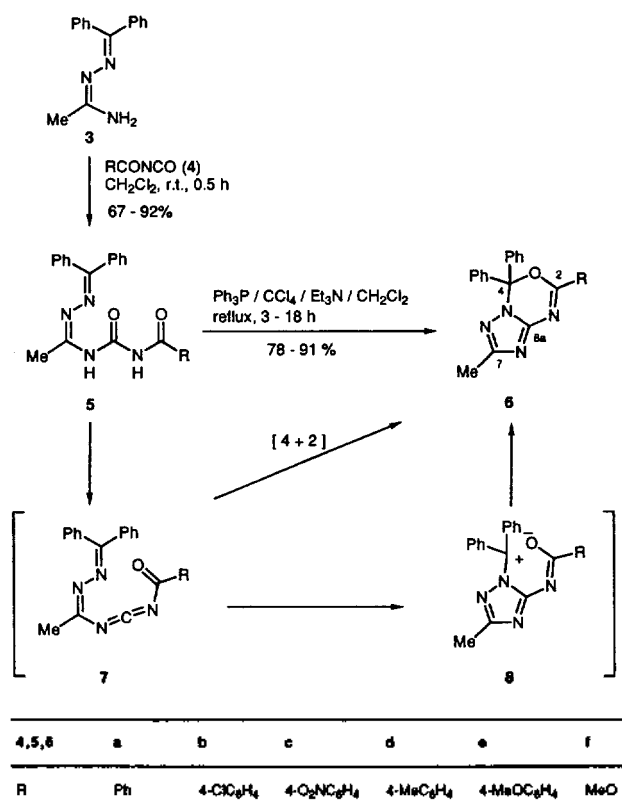


2. R = alkyl or aryl

Table 1. Benzophenone 1-*N*-acylureidoethylidenehydrazones 5

Prod- uct	Yield ^a (%)	Mp (°C)	Molecular Formula ^b	¹ H NMR (DMSO- <i>d</i> ₆ /TMS), δ, J(Hz)			
				CH ₃ ^c	Aromatic	two NH ^e	Others ^e
5a	88	220-221	C ₂₃ H ₂₀ N ₄ O ₂ (384.4)	2.35	7.24-7.26 (m, 2H), 7.46-7.69 (m, 9H), 7.81-7.83 (m, 2H), 8.02-8.04 (m, 2H)	11.21, 12.43	
5b	92	201-202	C ₂₃ H ₁₉ ClN ₄ O ₂ (418.9)	2.34	7.22-7.26 (m, 2H), 7.43-7.50 (m, 6H), 7.62 (d, <i>J</i> =8.6, 2H), 7.79-7.82 (m, 2H), 8.03 (d, <i>J</i> =8.6, 2H)	11.25, 12.34	
5c	83	210-211	C ₂₃ H ₁₉ N ₅ O ₄ (429.4)	2.35	7.24-7.27 (m, 2H), 7.44-7.51 (m, 6H), 7.79-7.83 (m, 2H), 8.22 and 8.37 (two d, <i>J</i> =9.0, each 2H)	11.55, 12.28	
5d	81	209-210	C ₂₄ H ₂₂ N ₄ O ₂ (398.5)	2.33	7.23-7.26 (m, 2H), 7.36 (d, <i>J</i> =8.3, 2H), 7.42-7.48 (m, 6H), 7.80-7.83 (m, 2H), 7.95 (d, <i>J</i> =8.3, 2H)	11.08, 12.45	2.36 (CH ₃)
5e	74	195-196	C ₂₄ H ₂₂ N ₄ O ₃ (414.5)	2.31	7.05 (d, <i>J</i> =8.9, 2H), 7.21-7.23 (m, 2H), 7.40-7.45 (m, 6H), 7.78-7.81 (m, 2H), 8.04 (d, <i>J</i> =8.9, 2H)	10.96, 12.45	3.83 (OCH ₃)
5f	67	195	C ₁₈ H ₁₈ N ₄ O ₂ (338.4)	2.28	7.21-7.24 (m, 2H), 7.39-7.48 (m, 6H), 7.71-7.75 (m, 2H)	10.69, 11.63	3.75 (OCH ₃)

^aYield of pure isolated product. ^bSatisfactory microanalyses obtained: C ± 0.25, H ± 0.15, N ± 0.24. ^cAll singlets.

**Scheme 1.**

tion⁴ followed by an electrocyclic ring closure of azino ureas 2 using a mixture of triphenylphosphine, carbon tetrachloride, and triethylamine in dichloromethane. Continuing our interest in the reactions of azine substituted heterocumulenes to prepare fused triazolo ring systems, we chose to explore the reaction of *N*-aziny-*N'*-acylcarbodiimide species 7

that could be used to prepare 4*H*-1,2,4-triazolo[1,5-*c*][1,3,5]oxadiazines 6. In this paper we wish to reveal an extension of the usefulness of azino ureas 5 as an excellent intermediate for the preparation of fused triazolo species 6.

The starting compounds, benzophenone 1-*N*-acylureidoethylidenehydrazones (5), were obtained by the reaction of benzophenone 1-aminoethylidenehydrazone (3) with acyl isocyanates 4 in dichloromethane at room temperature (see Table 1). Treatment of *N*-aziny-*N'*-acylureas 5 with triphenylphosphine, carbon tetrachloride, and triethylamine in dichloromethane at reflux temperature smoothly afforded the desired 4*H*-1,2,4-triazolo[1,5-*c*][1,3,5]oxadiazines 6 in yields ranging from 78 to 91% (see Table 2). Although the isolation of *N*-aziny-*N'*-acylcarbodiimides 7 was unsuccessful under the reaction conditions, the corresponding triazoloxadiazine 6 can be assumed to proceed by ring closure *via* the zwitterionic species 8, or may have been formed directly *via* a [4+2] intramolecular cycloaddition from the carbodiimides 7. A reasonable mechanistic pathway for the transformation of 5 into 6 is depicted in Scheme 1.²

All compounds were characterized by their ¹H and ¹³C NMR spectra and microanalytical data (see Table 2 and Table 3). Thus, it has been shown that good to excellent yields of the hitherto unknown 4*H*-1,2,4-triazolo[1,5-*c*][1,3,5]oxadiazines 6 can be produced readily from *N*-aziny-*N'*-acylureas 5.

Experimental

CCl₄ and CH₂Cl₂ were dried and distilled from P₂O₅. Et₃N was dried and distilled from sodium metal. Silica gel EM 7747 for column chromatography was used throughout for product separation. Melting points were taken using an Electrothermal melting point apparatus and are uncorrected. Microanalyses were obtained using a Perkin-Elmer 240 DS element analyzer. ¹H and ¹³C NMR spectra were measured on

Table 2. 4,4-Diphenyl-7-methyl-4*H*-1,2,4-triazolo[1,5-*c*][1,3,5]oxadiazines **6**

Product	Reaction Time (h)	Yield ^a (%)	Mp (°C) (EtOH)	Molecular Formula ^b	¹ H NMR (CDCl ₃ /TMS) δ, J (Hz)		
					C7-CH ₃ ^c	Aromatic	Others ^d
6a	3	91	174-175	C ₂₃ H ₁₈ N ₄ O (366.4)	2.44	7.27-7.50 (m, 13H), 8.23 (d, J=8.4, 2H)	
6b	3	82	210-211	C ₂₃ H ₁₇ ClN ₄ O (400.9)	2.43	7.31-7.45 (m, 12H), 8.16 (d, J=7.8, 2H)	
6c	6	78	257-258 ^d	C ₂₃ H ₁₇ N ₅ O ₃ (411.4)	2.44	7.31-7.46 (m, 10H), 8.31 and 8.39 (two d, J=8.9, each 2H)	
6d	10	83	183-184	C ₂₄ H ₂₀ N ₄ O (380.4)	2.42	7.27 (d, J=8.3, 2H), 7.35-7.41 (m, 10H), 8.12 (d, J=8.3, 2H)	2.43 (CH ₃)
6e	18	80	154-155	C ₂₄ H ₂₀ N ₄ O ₂ (396.4)	2.42	6.96 (d, J=8.9, 2H), 7.32-7.44 (m, 10H), 8.18 (d, J=8.9, 2H)	3.87 (OCH ₃)
6f	8	79	156-157	C ₁₈ H ₁₆ N ₄ O ₂ (320.3)	2.35	7.28-7.43 (m, 10H)	3.98 (OCH ₃)

^aYield of pure isolated product. ^bSatisfactory microanalyses obtained: C ± 0.20, H ± 0.22, N ± 0.21. ^cAll singlets. ^dRecrystallized from MeOH/CH₂Cl₂.

Table 3. Selected ¹³C NMR Chemical Shifts of 4,4-Diphenyl-7-methyl-4*H*-1,2,4-triazolo[1,5-*c*][1,3,5]oxadiazines **6**^a

Product	C2	C4	C7	C8a	C7-CH ₃	Others
6a	152.0	96.8	161.3	160.7	14.8	
6b	151.8	97.0	161.4	159.8	14.8	
6c	151.3	97.6	161.8	158.6	14.7	
6d	152.1	96.6	161.2	160.9	14.8	21.8 (CH ₃)
6e	152.3	96.4	161.1	160.6	14.8	55.6 (OCH ₃)
6f	153.3	97.4	161.0	159.3	14.7	57.4 (OCH ₃)

^aCDCl₃ solution. Numbering of **6** shown in Scheme 1. Assignments based on ref 2, and C7 and C8a may be reversed.

a Varian Gemini 300 spectrometer.

The benzophenone 1-aminoethylidenehydrazone (**3**) was produced by known methods.³ The acyl isocyanates **4** employed were prepared according to Speziale and Smith.^{5,6}

Benzophenone 1-*N*-acylureidoethylidenehydrazones **5a-f**

General Procedure. To a stirred solution of benzophenone 1-aminoethylidenehydrazone (**3**; 1.18 g, 5 mmol) in CH₂Cl₂ (10 mL) was added acyl isocyanate (**4**, 6 mmol) at room temperature. The pale yellow solid was precipitated as soon as addition was completed. After stirring for 0.5 hour at ambient temperature, the precipitated solid was separated by filtration, washed with ether and dried in vacuo to give **5a-f** (see Table 1).

4,4-Diphenyl-7-methyl-4*H*-1,2,4-triazolo[1,5-*c*][1,3,5]oxadiazines **6a-f**

General Procedure. To a stirred suspension of the appropriate urea **5** (2 mmol) in CH₂Cl₂ (20 mL) was added triphenylphosphine (0.78 g, 3 mmol), carbon tetrachloride (0.58 mL, 6 mmol), and triethylamine (0.42 mL, 3 mmol) at room temperature. The mixture was heated at reflux temperature with stirring for the time indicated in Table 2, and

the resulting reddish solution was concentrated under reduced pressure. The residual material was chromatographed on a short silica gel column (CH₂Cl₂) to give **6** as a yellowish-white solid after crystallization with ether. An analytical sample was prepared by recrystallization from ethanol (see Table 2).

Acknowledgments. The authors wish to thank the Korea Science and Engineering Foundation (Grant No. 941-0300-008-2) for financial support.

References

- Schweizer, E. E.; Cao, Z.; Rheingold, A. L.; Bruch, M. *J. Org. Chem.* **1990**, *55*, 6363 and references cited therein.
- Schweizer, E. E.; Lee, K.-J. *J. Org. Chem.* **1987**, *52*, 3681.
- Lee, K.-J.; Kim, S. H.; Kim, S.; Park, H.; Cho, Y. R.; Chung, B. Y.; Schweizer, E. E. *Synthesis* **1994**, 1057.
- Appel, R.; Kleinstück, R.; Ziehn, K. D. *Chem. Ber.* **1971**, *104*, 1335.
- Speziale, A. J.; Smith, L. R. *J. Org. Chem.* **1963**, *28*, 1805.
- Speziale, A. J.; Smith, L. R.; Fedder, J. *J. Org. Chem.* **1965**, *30*, 4306.

Microanalytical Data^a

Product	Molecular formula	Analyses (%)		calcd./ (Found)	
		C	H	N	
5a	C ₂₃ H ₂₀ N ₄ O ₂ (384.44)	71.86 (71.73)	5.24 (5.09)	14.57 (14.70)	
5b	C ₂₃ H ₁₉ ClN ₄ O ₂ (418.88)	65.95 (65.78)	4.57 (4.55)	13.38 (13.19)	
5c	C ₂₃ H ₁₉ N ₅ O ₄ (429.43)	64.33 (64.08)	4.46 (4.31)	16.31 (16.40)	
5d	C ₂₄ H ₂₂ N ₄ O ₂ (398.46)	72.34 (72.41)	5.56 (5.70)	14.06 (13.85)	
5e	C ₂₄ H ₂₂ N ₄ O ₃ (414.46)	69.55 (69.30)	5.35 (5.34)	13.52 (13.28)	
5f	C ₁₈ H ₁₆ N ₄ O ₃ (338.37)	63.89 (63.73)	5.36 (5.23)	16.56 (16.39)	

6a	C ₂₃ H ₁₈ N ₄ O (366.42)	75.39 (75.24)	4.95 (4.94)	15.29 (15.25)
6b	C ₂₃ H ₁₇ ClN ₄ O (400.87)	68.91 (68.84)	4.27 (4.34)	13.98 (13.97)
6c	C ₂₃ H ₁₇ N ₅ O ₃ (411.42)	67.15 (66.95)	4.17 (3.95)	17.02 (16.89)
6d	C ₂₄ H ₂₀ N ₄ O (380.45)	75.77 (75.79)	5.30 (5.45)	14.73 (14.80)
6e	C ₂₄ H ₂₀ N ₄ O ₂ (396.45)	72.71 (72.53)	5.09 (5.22)	14.13 (13.95)
6f	C ₁₈ H ₁₆ N ₄ O ₂ (320.35)	67.49 (67.31)	5.03 (5.05)	17.49 (17.70)

*Obtained using a Perkin-Elmer 240 DS element analyzer.