

nase was purified as cellulase III by Okada.³ Nevertheless, its extinction coefficient at 280 nm is much less than the value of endoglucanase II isolated by Schoemaker *et al.*⁷ This coefficient for cellulase component was rarely to be reported. Moreover, the molecular weight of this enzyme is larger than the molecular weight corresponding to this enzyme.

Beldman *et al.*⁸ purified three exoglucanases, and two of them as Exo I and II were isolated by the affinity chromatography using crystalline cellulose with pH gradient, which resulted in a high affinity to Avicel. Gum *et al.*⁵ purified three exoglucanases from Meicelase P from *Trichoderma* species and suggested that their carbohydrate content is the principal factor which differentiates the cellobiohydrolase enzymes. However, it was reported that no distinct differences in the elution process were found. Exoglucanase II isolated in this study as a major *exo*-type enzyme gives a low activity toward CM-cellulose and Avicel as like as Exo III isolated by Beldman *et al.*⁸ and CBH III by Gum *et al.*⁵ These enzymes have produced only cellobiose from cellulose. Similar exoglucanase was isolated by Shikata *et al.*⁴ from *T. viride*. All exoglucanase III-type enzymes reported showed a high affinity to crystalline cellulose with a very low activity to crystalline cellulose.

From the results presented here, these similarities between the enzyme components classified by several investigators indicate partially that the multiplicity of endoglucanases are determined genetically. Nevertheless, endoglucanases I and II showed a less similarity in hydrolytic and spectroscopic properties. Further work considering these differences is required to understand the hydrolytic characteristics of these component enzymes on insoluble cellulose.

References

1. Biely, P. *Trichoderma cellulases: biochemistry, genetics, physiology and application*; The Royal Society of Chemistry

- London, U. K., 1990.
- Ladisch, M. R.; Lin, K. W.; Voloch, M.; Tsao, G. T. *Enzyme Microb. Technol.* **1983**, *5*, 82.
 - Okada, G. *J. Biochem.* **1975**, *77*, 33.
 - Shikata, S.; Nisizawa, K. *J. Biochem.* **1975**, *78*, 499.
 - Gum, E. K.; Brown, R. D. *Biochim. Biophys. Acta*, **1977**, *492*, 225.
 - Schoemaker, S. P.; Brown, R. D. *Biochim. Biophys. Acta*, **1978**, *523*, 133.
 - Schoemaker, S. P.; Brown, R. D. *Biochim. Biophys. Acta*, **1978**, *523*, 147.
 - Beldmann, G.; Searle-van Leeuwen, M. F.; Rombouts, F. M.; Voragen, F. G. J. *Eur. J. Biochem.* **1985**, *146*, 301.
 - Chernoglazov, V. M.; Ermolova, O. V.; Klyosov, A. A. *Enzyme Microb. Technol.* **1988**, *10*, 503.
 - Niku-Paavola, M. L.; Lappalainen, A.; Enari, T. M.; Nummi, N. *Biochem. J.* **1985**, *231*, 75.
 - Labudova, I.; Farkas, V. *Biochim. Biophys. Acta*, **1983**, *744*, 135.
 - Bhat, K. M.; Wood, T. M. *Biotechnol. Bioeng.* **1989**, *33*, 1242.
 - Wood, T. M.; McCrae, S. I. *Biochem. J.* **1978**, *171*, 61.
 - Fägsserstam, L. G.; Pattersson, L. G. *FEBS Lett.* **1980**, *153*, 113.
 - Wood, T. M.; McCrae, S. I. *Biochem. J.* **1986**, *234*, 93.
 - Somogy, M. J. *J. Biol. Chem.* **1952**, *195*, 19.
 - Dubois, M.; Gilles, K. A.; Hamilton, J. K.; Rebers, P. A.; Smith, F. *Anal. Chem.* **1956**, *28*, 350.
 - Lowry, O. H.; Rosebrough, N. J.; Farr, A. L.; Randall, R. J. *J. Biol. Chem.* **1951**, *193*, 265.
 - Nisizawa, K.; Tomita, Y.; Kanda, T.; Suzuki, H.; Wakabayashi, K. *Ferment. Technol. Today*, **1972**, 719.
 - Laemmli, V. K. *Nature (London)*, **1970**, *227*, 680.
 - Colowick, S. P.; Kaplan, N. O. *Methods Enzymol.* **1972**, *28*, 54.

Theoretical Investigation on the Effects of Additive Oxygen in HF Chemical Laser Performance

Sung-Ho Kim* and Ung-In Cho

*Department of Chemistry, Soonchunhyang University, Onyang 337-880, Korea

Department of Chemistry, Yonsei University, Seoul 120-749, Korea

Received March 17, 1994

The effect of oxygen for the HF chemical laser performance has been theoretically investigated. Due to the inhibition mechanism of O₂ in H₂/F₂ chain reaction, the rate for the formation of HF is reduced by the addition of O₂. As the concentration of O₂ in the reaction mixture increases, the pulse power and temperature of the system becomes lower, while total output energy does not change significantly. But addition of O₂ makes the system easy to be controlled and the composition of H₂+F₂ can be high at constant total pressure. With this system, it is possible to obtain higher output energy than oxygen free environment.

Introduction

During last two decades a great interest has been made

for the utilization of hydrogen-fluorine reaction in HF chemical laser system.^{1,2} The reaction of hydrogen with fluorine releases large exothermic energy and makes it possible to

achieve highly efficient emission of intensely stimulated radiation from HF molecules.³

Although H₂/F₂ reaction has a merit described above, some drawbacks, which diminish the performance of the laser, still exist. H₂ reacts with F₂ spontaneously, and often explodes without ignition under some conditions.^{4,5} The explosion produces less vibrationally excited HF than that from chain reactions. The population inversion is rapidly destroyed by a collisional deactivation process, which results in poor efficiencies of HF chemical laser.² Since the enhancement of specific output energy and lasing has been a major subject in the field of HF laser, there have been a lot of efforts to suppress the explosive properties of the chain reaction.

In 1968, Levy and Copland⁶ reported that the chain reaction of H₂ and F₂, could be stabilized by O₂ gas in their experiment. Kerber and Ching⁷ applied this effect for the improvement of the characteristics of HF laser. Upon these bases^{6,7}, Taylor *et al.*⁸ performed detailed modeling and more systematic study on the reaction mechanism and kinetics of H₂/F₂/O₂ laser system. And it was continued by Dreiling⁹ and many other researchers including us^{10,11}. In their works, they showed the role of O₂ additive as a radical scavenger of F or H, which makes the chain reaction moderate. Therefore it made the system easily controlled than O₂ free system for the selection of initial lasing conditions such as mixing ratio of H₂/F₂/O₂ and total pressure of the system. The moderating effect of O₂ on the chain reaction, however, reduces the power of laser. The increment of O₂ contents in the initial mixture usually causes power decrement. Hence, to obtain a sufficient laser output in a given condition, the least amount of O₂ is required.

On the other hand, Chen *et al.*¹², Sullivan *et al.*¹³ and Turby¹⁴ had performed numerous experiments to explain the explosion phenomena by controlling the mixing ratio of initial reactants and gas additives. Through their gas kinetic studies they had demonstrated that explosion boundary exists. The chain reaction is limited at that mixing ratio without explosion. However, the relationship between explosion limit and laser performance has not yet been investigated intensively and it seems to be insufficient to explain the effects of O₂ on laser performance. In the present work, using the reported experimental explosion boundary as the initial condition of H₂/F₂/O₂ chemical laser system, the influence of O₂ on this laser performance will be analyzed theoretically by numerical model simulation. The variations of major chemicals,

temperature, and lasing power in the system will be investigated as a function of time and be compared to that of O₂ free system.

Kinetic Model

The major reactions for the HF laser system with oxygen as an inhibitor, can be represented as follows;

a) Initiation



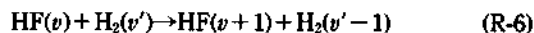
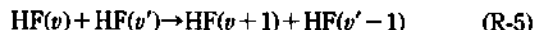
b) H₂+F₂ chain reaction (pumping reaction)



c) Vibrational-Translational (V-T) deactivation



d) Vibrational-Vibrational (V-V) exchange



e) Stimulated emission



f) Inhibition of O₂



where M is any molecules or atoms. The reactions from (R-1) to (R-7) represent the general mechanism of HF laser system without oxygen. The rate constants of these reactions are listed in Table 1. In the presence of oxygen the primary mechanism with the added O₂ is the chain termination. The oxygen reacts with F and H atoms, the chain carrier from the reaction of (R-1) through (R-3), to form HO₂ and FO₂. The HO₂ radicals react with H and O-atoms eventually to form H₂O through a set of reactions in the H₂/F₂ combustion sequence. The FO₂ which reacts with H, F and F₂ produces HF and F-atom. Namely, the oxygen terminates and/or inhibits the chain reactions by removing the number of chain

Table 1. Kinetic model for H₂/F₂ system

Reaction	Rate coefficient	Distribution constants			
		<i>v</i> = 0	<i>v</i> = 1	<i>v</i> = 2	<i>v</i> = 3
F + H ₂ → HF(<i>v</i>) + H	$k_1 = 1.62 \times 10^{14} \exp(-1600/\text{RT})$	0.056	0.111	0.555	0.278
H + F ₂ → HF(<i>v</i>) + F	$k_2 = 1.2 \times 10^{14} \exp(-2400/\text{RT})$	0.050	0.050	0.075	0.133
HF(<i>v</i>) + HF → HF(<i>v</i> -1) + HF	$k_{\text{HF}} = 6 \times 10^{16} \text{T}^{1.43}$	0	0.167	0.333	0.500
HF(<i>v</i>) + H ₂ → HF(<i>v</i> -1) + F	$k_{\text{H}_2} = 8.3 \times 10^9 \text{T}^{2.2} \exp(-562/\text{RT})$	0	0.965	0.035	0
HF(<i>v</i>) + F → HF(<i>v</i> -1) + F	$k_{\text{F}} = 5.4 \times 10^9 \text{T}^{1.3}$	0	0.167	0.333	0.500
2HF → HF(<i>v</i> -1) + HF(<i>v</i> +1)	$k_{2\text{HF}} = 4.0 \times 10^9 \text{T}^{2.2}$	0	0.333	0.333	0.333
F + H ₂ → HF(<i>v</i>) + H	$k_1(v) = 10^{12} \text{T}^{0.67}$	<i>v</i> = 4-6			
H + F ₂ → HF(<i>v</i>) + F	$k_2(v) = a_4 k_2$	$a_4 = 0.167$; $a_5 = 0.257$; $a_6 = 0.250$			

R = 1.987 cal/mole·K. All rate coefficients are in (cm³/mole)^{*N*-1}/sec where *N* is the reaction order.

Table 2. Kinetic model for H₂/F₂/O₂ system

Reaction	Rate Coefficient
H+O ₂ +H ₂ → HO ₂ +H ₂	$k=5.07 \times 10^{15} \exp(994/RT)$
H+O ₂ +H ₂ O → HO ₂ +H ₂ O	$k=3.153 \times 10^{16} \exp(994/RT)$
H+O ₂ +M → HO ₂ +M	$k=1.489 \times 10^{15} \exp(994/RT)$
H+HO ₂ → OH+OH	$k=2.528 \times 10^{14} \exp(-1888/RT)$
H ₂ +OH → H ₂ O+H	$k=2.167 \times 10^{13} \exp(-5416/RT)$
H+OH+H ₂ O → H ₂ O+H ₂ O	$k=1.413 \times 10^{20} T^2$
H+HO ₂ → H ₂ +O ₂	$k=2.528 \times 10^{13} \exp(-695/RT)$
H+OH+M → H ₂ O+M	$k=2.174 \times 10^{22} T^2$
H+O ₂ → OH+O	$k=2.227 \times 10^{14} \exp(-16790/RT)$
O+HO ₂ → OH+O ₂	$k=4.82 \times 10^{13} \exp(-994/RT)$
H+H+H ₂ O → H ₂ +H ₂ O	$k=7.25 \times 10^{18} T^1$
H+H+M → H ₂ +M	$k=6.52 \times 10^{18} T^1$
H+O+M → OH+M	$k=6.616 \times 10^{16} T^2$
O ₂ +O+O → O ₃ +O ₂	$k=7.937 \times 10^{27} T^{1.5}$
F+O+M → FO ₂ +M	$k=1.810 \times 10^{15}$
F+F+M → F ₂ +M	$k=1.087 \times 10^{16} T^1$
O+O+O → O ₃ +O	$k=2.247 \times 10^{20} T^{1.5}$
O+H ₂ → OH+H	$k=1.81 \times 10^{11} \exp(-8902/RT)$
H+H+H ₂ → H ₂ +H ₂	$k=1.957 \times 10^{18} T^1$
H+H+H → H ₂ +H	$k=1.087 \times 10^{19} T^1$
OH+O+M → HO ₂ +M	$k=3.62 \times 10^{14}$
H ₂ O+O → OH+OH	$k=6.62 \times 10^{13} \exp(-18360/RT)$
H+F+M → HF+M	$k=2.61 \times 10^{18} T^1$
O+O+M → O ₂ +M	$k=6.6161 \times 10^{16} T^{0.5}$

carrier. These are represented in the typical reaction (R-8) and (R-9). And the full list of reactions and reaction rate constants are given in Table 2.

Generally, the computer model simulations for the H₂/F₂/O₂ system are carried out by the addition of these 24 reactions in Table 2 to the multi-coupled differential equations of the HF system. The computer code of H₂/F₂/O₂ laser system in this study¹⁵ has been developed and updated our previous model^{10,11}, by adding the differential equations for the species of [HO₂], [FO₂], [O₂] etc.

Calculation and Initial Condition

To describe the influence of added O₂ on the HF chemical laser performance in more detail, initial conditions are classified into two types. First, without considering the explosion limit like the previously reported results⁸, the percent ratio

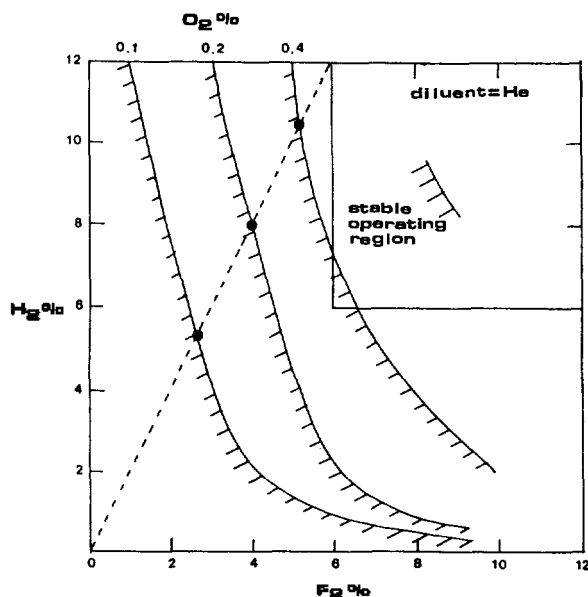


Figure 1. Position of boundary between the two regions in an H₂/F₂/O₂/He mixture as a function of the reaction mixture composition.

of O₂ increased monotonically at fixed total pressure and composition of reactants. With constant H₂ and F₂ pressure, O₂ is varied from 0.0 to 0.4 percent for the 4 cases, i.e. H₂:F₂:O₂:He=41.04:20.52:x:698.44-x, x=0.0, 0.76, 1.52, 3.04 torr. In order to keep the pressure constant at 760 torr, inactive helium gas pressure is reduced as much as the percent of O₂ is increased. This condition is listed in Table 3.

Second, in order to consider the explosion limit, the calculation conditions are chosen from the data of H. C. Chen *et al.*¹² They reported that the distinct boundary condition between explosion and stable region can be altered by varying oxygen concentration. If the initial condition is selected close to the explosion boundary, its numerical solution becomes very unstable. The calculation becomes more difficult due to the abrupt concentration change of reactants such as H, and F, etc. Therefore, the initial H₂/F₂ ratio is fixed at 2, in which the numerical solution becomes stable. Because Chen's experiment was performed on 0.1, 0.2 and 0.4% O₂ as shown in Figure 1, only 3 calculation points was selected on the explosion boundary, keeping the H₂/F₂ ratio at 2. The initial partial pressure used in this calculation is represented as follows; H₂:F₂:O₂:He=41.04:20.52:0.76:

Table 3. Initial condition for H₂/F₂/O₂ system with addition of O₂

Condition	Pressure of Reactants (torr)				Ratio of O ₂ (%)	Initial Temp. K	Total Press. torr	Cavity Condition		
	H ₂	F ₂	O ₂	He				r ₀	r ₁	L
System	H ₂	F ₂	O ₂	He	(%)	K	torr	r ₀	r ₁	L
Case 1	41.04	20.52	0	698.44	0.0	300	760	0.8	1.0	100
Case 2	41.04	20.52	0.76	697.68	0.1	300	760	0.8	1.0	100
Case 3	41.04	20.52	1.52	696.92	0.2	300	760	0.8	1.0	100
Case 4	41.04	20.52	3.04	695.40	0.4	300	760	0.8	1.0	100

Table 4. Initial condition for H₂/F₂/O₂ system with considering the explosion limit

Condition	Pressure of Reactants (torr)				Ratio of O ₂ (%)	Initial Temp. K	Total Press. torr	Cavity Condition		
	H ₂	F ₂	O ₂	He				r ₀	r ₁	L
Case 5	41.04	20.52	0.76	697.68	0.1	300	760	0.8	1.0	100
Case 6	60.80	30.40	1.52	667.28	0.2	300	760	0.8	1.0	100
Case 7	77.52	38.76	3.04	640.68	0.4	300	760	0.8	1.0	100

697.68, 60.80 : 30.40 : 1.52 : 667.28 and 77.52 : 38.76 : 3.04 : 640.68 in torr. Table 4 summarizes these conditions.

Results and Discussion

The concentration of Chemical Species. Figure 2 shows the calculated temporal changes of [H], [F], [HO₂], [O₂] and [HF] for the conditions without considering explosion limit (Table 3). In this figure, [H₂] and [F₂] are not plotted but can be obtained from the initial concentrations minus twice that of [HF]. The concentration of F atom decreases in the earlier stage (<10⁻⁷ sec). After passing minimum point, it increased very slowly, while the concentration of H atom increases maximum point, then decreases gradually. As the O₂ added more, the concentration of both species, [H] and [F] decreases due to termination reaction of (R-8) and (R-9). In this figure, these are marked as a, b and c for 0.1, 0.2 and 0.4 percent ratio of O₂ respectively. In order to proceed chain reaction continuously, a steady state condition can be assumed;

$$k_2[\text{H}_2][\text{F}] \approx k_3[\text{F}_2][\text{H}]$$

And the relative removal rates of the chain terminating reactions are given as

$$\frac{\text{Rate}_{(\text{H}+\text{O}_2)}}{\text{Rate}_{(\text{F}+\text{O}_2)}} = \frac{k_8 k_2 [\text{H}_2]}{k_9 k_3 [\text{F}_2]}$$

where, the rate constants for $k_{2,3}$ - $k_{8,9}$ can be evaluated at room temperature with 20x [H₂]/[F₂]. At our calculation condition the value of [H₂]/[F₂] is 2, so the formation rate of HO₂ is faster than that of FO₂ by an order of magnitude. Thus the F+O₂ can not be a major species, so the concentration of FO₂ is omitted in Figure 2. The concentration of HO₂ is over 10⁻¹⁰ M after 10⁻⁷ sec and reaches maximum after 1 μsec. (near the end point of lasing) And this increases higher as the amount of added O₂ increases. The concentration of O₂, however, is nearly unchanged during lasing. Only small portion of added O₂ is reacted.

Since the output power of the laser depends dominantly on the [HF] generated from the H₂/F₂ chain reaction, the temporal change of [HF] and the effect of O₂ pressure on [HF] is of interest. In Figure 2, the concentration of HF increases continuously. And the production rate of HF is reduced according to the increments of O₂ mole percent. This effect can be explained by inhibition of O₂.

On the other hand, the results obtained from the calculation with considering the explosion limit data in Table 4 are shown in Figure 3. To compare the results with Figure 2, [H], [F], [HO₂], [O₂], and [HF] are plotted in the same

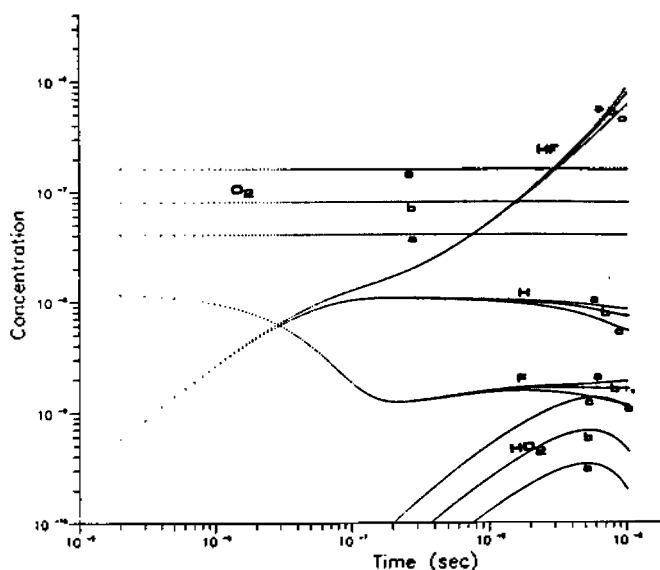


Figure 2. Temporal profile of the concentrations of main species, H, F, HF, HO₂, and O₂, for the lasing conditions. H₂ : F₂ : O₂ : He = 41.04 : 20.52 : x : 698.44-x, x = a) 0.76. b) 1.52. c) 3.04 torr. P = 760 torr.

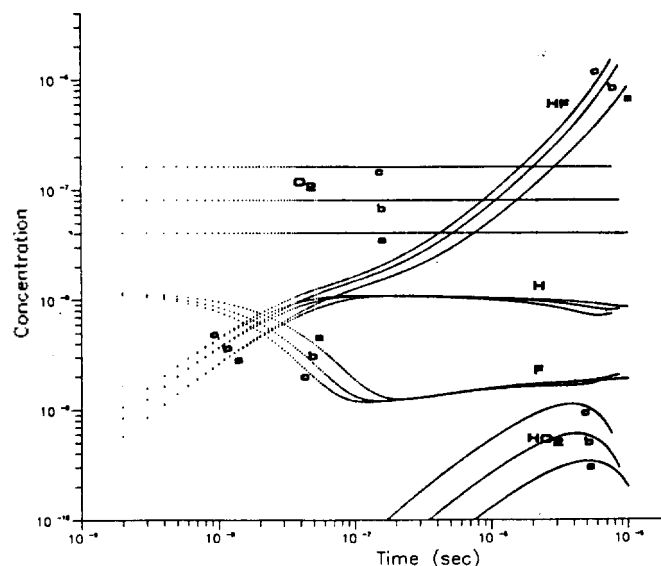


Figure 3. Temporal profile of the concentrations of main species, H, F, HF, HO₂, and O₂, for the lasing conditions. H₂ : F₂ : O₂ : He = a) 41.04 : 20.52 : 0.76 : 697.68, b) 60.80 : 30.40 : 1.52 : 667.28 and c) 77.52 : 38.76 : 3.04 : 640.68 torr. P = 760 torr.

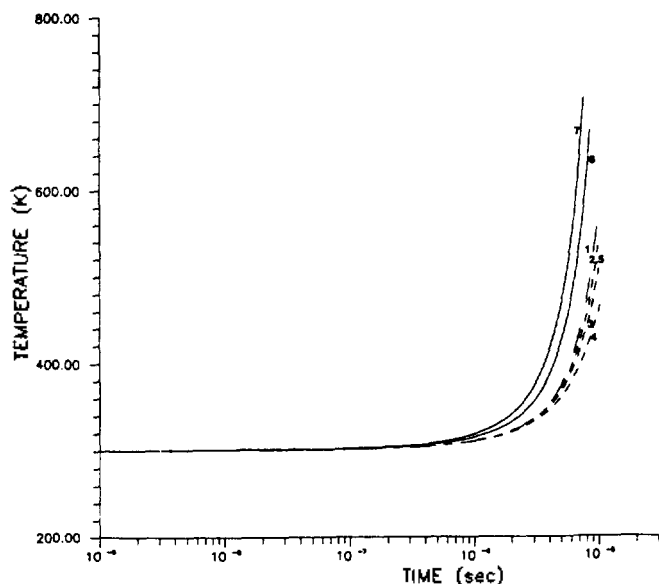


Figure 4. Effects of O₂ on temperature change in H₂/F₂/O₂ system. (Number 1-7 are the same as case 1-4 in Table 3 and case 5-7 in Table 4).

scale as Figure 2. The time dependence of these species is similar to the results calculated without considering the explosion limits. The effect of O₂ pressure on HF laser system, however, is quite different from the results in Figure 2. In Figure 3, as the amount of O₂ increases, the concentration of HF rises. Due to the moderating effect of O₂, the system can be controlled easily and the concentration of H₂ + F₂ could be high with constant total pressure. Since the reaction (R-9) can be negligible and $k_2[F][H_2] \approx k_3[H][F_2]$ in steady state condition, the temporal change of F is approximately expressed as

$$\frac{d[F]}{dt} = 2k_1[F_2] - k_2[F][H_2] + k_3[F][H_2] - k_9[F][O_2][M] \\ \approx 2k_1[F_2]$$

and

$$[F] = \int 2k_1[F_2] dt$$

where t is time. The formation rate of HF is expressed as

$$\frac{d[HF]}{dt} = k_2[F][H_2] + k_3[H][F_2] \\ \approx 2k_2[F][H_2] \\ \approx 4k_1k_2[H_2] \int [F_2] dt$$

Therefore the generation rate of HF mainly depends on the concentration of H₂ and/or F₂. From the condition of Table 4, the product HF can be generated more as the sum of reactants [F₂] + [H₂] increases. In this result, the role of added O₂ is not only to stabilize the H₂/F₂ chain reaction but also to increase the extent of this reaction.

Reaction temperature. Since the H₂/F₂ chain reaction provides large exothermic energy, the temperature of the system increases continuously. The temperature rise in the cavity is depicted in Figure 3. For the condition of O₂ free system (case 1 in Table 3), it rises about 200 K (from 300

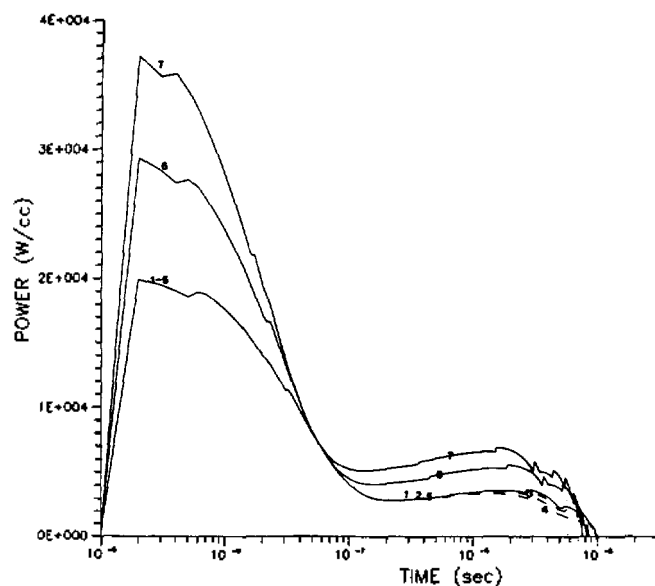


Figure 5. Effects of O₂ on power characteristics and duration time in H₂/F₂/O₂ system. (Number 1-7 are the same as case 1-4 in Table 3 and case 5-7 in Table 4).

to 580 K) within 10 μsec. As the O₂ mole percent varies to 0.1, 0.2 and 0.4% (case 2, 3 and 4 in Table 3 respectively), the maximum temperature of the system gradually decreases to 540, 480 and 450 K respectively. The addition of O₂, therefore, makes the increasing rate of temperature lower. This effect can also be explained by the chain termination reaction of O₂. But, as mentioned above, the stabilizing effect of O₂ increases the extent of this reaction. This is observed in the condition of case 6 and 7. Here, the increment of O₂ from 0.2 to 0.4%, makes the temperature of the system rise up to 670 and 710 K respectively. Ultimately, the addition of O₂ makes exothermicity, or the extent of reaction, higher.

The output power of chemical laser. For all calculated conditions in Table 3 and 4, the time dependence of output power in HF chemical laser is shown in Figure 4. The output of HF laser increases rapidly with time, gives maximum peak within 10 nsec, then decreases fast near to lowest level, and disappears.

For O₂ free system (case 1 in Table 3), the maximum output is about 2×10^4 W/cc and the duration time is about 10 μsec. In Figure 4, the effect of O₂ on lasing power is shown clearly. The dotted lines (case 2, 3 and 4 in Table 3) represent the dependence of O₂ on the output without considering the explosion limit. The increment of O₂ reduces the output power and elongates the duration time, but this influence is insignificant. However, considering the explosion limit, this situation is changed. Only 0.2% addition of O₂ (case 6 in Table 4) makes the maximum output rise up to 2.9×10^4 W/cc. And 0.4% addition of O₂ (case 7 in Table 4) makes the maximum output power up to 3.8×10^4 W/cc. Namely, by the addition O₂, the maximum output power can be increased approximately twice. The duration time is slightly shortened, but negligible. From these results, we could point out the important fact that the role of O₂ is not the degradation but the improvement of the HF laser performance.

Conclusion

Many experiments reported that the addition of O₂ for H₂/F₂ chemical laser system makes the performance of chemical laser improved. In this paper, we calculated theoretically the illustration of this phenomena. The effects of the concentration of HF and other products and the output power were demonstrated. The added O₂ reacts with H and F, which makes the reaction explosive, and reduces the formation rate of HF. The dominating chain inhibition step is the production of HO₂, whereas the production of FO₂ is unimportant. As the concentration of O₂ in the reaction mixture increases, the pulse power and temperature of the system becomes low, while the total energy does not change significantly. But the addition of O₂ makes the system easily controlled and the concentration of H₂+F₂ could be high without changing total pressure. In the case of our calculation condition, as the addition of O₂ increases to 0.1, 0.2 and 0.4%, the sum of H₂+F₂ can be as high as 41.04+20.52 torr, 60.80+30.40 torr and 77.52+38.76 torr respectively without explosion at total pressure (H₂+F₂+O₂+He) of 760 torr. Since the increment of reactant, H₂+F₂, means the increment of product, HF, the output power of laser would be high. By the addition of 0.4% O₂, the maximum output power increases about twice (1.8). This ratio varies depending upon the condition of initial mixture. Unfortunately the choice of initial calculation condition is not diverse enough due to the limited number of experimental data and due to the barriers in numerical analysis at abrupt change of concentration. However, we have shown a possible way to achieve higher output energy than that from oxygen free system.

Acknowledgement. This research was financially supported by the Non-Direct Research Fund, Korea Research Foundation, 1991. And Dr. Jong-Shin Yoo was appreciated his helpful discussion.

References

1. Kompa, K. L.; Piementel, G. C. *J. Chem. Phys.* **1967**, *47*, 857.
2. Basov, N. G.; Bashkin, A. S.; Igoshin, V. I.; Oraevsky, A. N.; Shcheglov, V. A. *Chemical Lasers*; Springer-Verlag: New York, 1990, p 223.
3. Suchand, S. N.; Airey, J. R. *Handbook of Chemical Laser*; John Willey: New York, 1976.
4. Suchand, S. N.; Sutton, D. G. *IEEE J. Quant. Electron.* **1973**, *QE-9*, 83.
5. Bravyl, B. G.; Vasilev, G. K.; Kiryanov, Sov. *J. Quant. Electron.* **1985**, *15*, 342.
6. Levy, J. B.; Copland, B. K. W. *J. Phys. Chem.* **1968**, *72*, 3168.
7. Kerber, R. L.; Ching, A.; Lundquist, M. L.; Whyyier, J. S. *IEEE J. Quant. Electro.* **1973**, *QE-9*, 607.
8. Taylor, R. L.; Levis, P. F.; Croin, J. J. *J. Chem. Phys.* **1980**, *73*, 5.
9. Dreiling, T. D. *J. Appl. Phys.* **1987**, *61*, 1688.
10. Kim, Y. M.; Kim, U.; Cho, U. I. *J. Kor. Chem. Soc.* **1989**, *33*, 168.
11. You, M. A.; Cho, U. I.; Kim, S. H. *J. Opt. Soc. Kor.* **1991**, *2*, 227.
12. Chen, H. L.; Daugherty, J. D.; Fyfe, W. *IEEE J. of Quant. Electron.* **1975**, *QE-11*, 648.
13. Sullivan, J. H.; Feber, S. C.; Starner, J. W. *J. Chem. Phys.* **1975**, *62*, 1714.
14. Frank, K. Truby, *J. Appl. Phys.* **1978**, *49*, 348.
15. This computer code is programmed by FORTRAN using Runge-Kutta and/or GEAR Method, and executed in IBM PC 386 series.
16. This figure is adapted from ref. 12 and modified.

Acid-Promoted Ring Cleavage Reactions of Silacyclohex-3-ene Derivatives

Myong Euy Lee*, Jeong Hyun Kim, and Chang Hwan Kim

Department of Chemistry, Yonsei University, Seoul, 120-749, Korea

Received March 29, 1994

The acid-promoted cleavage of the *E*- and *Z*-isomers of 1-phenyl-6-neopentyl-1,3,4-trimethyl-1-silacyclohex-3-ene(II) under various conditions gave clean and nearly quantitative formation of the ring-opened 2,3,7,7-tetramethyl-5-(X)silyl-1-octene products (X=OMe, Cl, OH). The possible mechanism for the formation of the ring-opened products was suggested that the initial protonation of II at C-4 would give a carbocation oriented so that they are β to the silicon atom, and the subsequent nucleophilic attack at silicon would give rise to the observed products (VI, VII, VIII).

Introduction

Unsaturated organosilanes often exhibit unusual reactivity towards electrophiles in comparison to their carbon analogs.

One important characteristic of their unusual reactivity is that a silicon-carbon σ bond exerts a greater stabilizing effect on a carbocation ion β to the silicon than does a carbon-carbon or carbon-hydrogen bond.¹ In all of the above