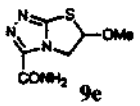
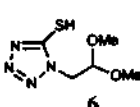
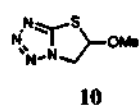
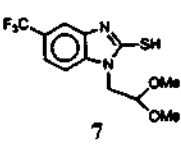
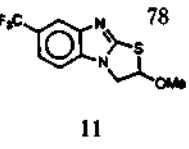
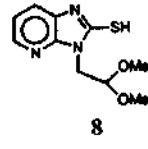
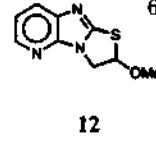
	2.2	20		81	161-163 (THF/ EtOAc)	$C_6H_8N_4O_2S$ (200.2)	3.39 (s, 3H, OCH <sub>3</sub> ), 4.55 (d, 2H, J=2.8, H-5), 6.26 (t, 1H, J=2.7, H-6), 7.88, 8.24 (s, each 1H, NH <sub>2</sub> )	200 (M <sup>+</sup> , 18), 169 (100), 156 (21), 152 (21)
	3.3	60		72	72-73 (EtOAc)	$C_4H_6N_4OS$ (158.2)	3.51 (s, 3H, OCH <sub>3</sub> ), 3.73 (d, 2H, J=3.0, H-6), 6.28 (t, 1H, J=3.0, H-5)	158 (M <sup>+</sup> , 29), 97 (27), 76 (20), 72 (13), 58 (100)
	2.2	10		78	162 (EtOAc)	$C_{11}H_{13}F_3N_2OS$ (274.3)	3.49 (s, 3H, OCH <sub>3</sub> ), 4.40 (dd, 1H, J=11.7, 4.9, H-3), 4.49 (dd, 1H, J=11.7, 1.1, H-3), 5.98 (dd, 1H, J=4.9, 1.1, H-2), 7.29, 7.46 (two d, J=8.3, each 1H <sub>aromatic</sub> ), 7.90 (s, 1H <sub>aromatic</sub> ) <sup>d</sup>	274 (M <sup>+</sup> , 40), 243 (100), 231 (24), 229 (14), 187 (19)
	2.2	30		65	210	$C_9H_9N_3OS$ (207.2)	3.49 (s, 3H, OCH <sub>3</sub> ), 4.44 (dd, 1H, J=12.1, 5.2, H-3), 4.67 (dd, 1H, J=12.1, 1.0, H-3), 5.99 (dd, 1H, J=5.2, 1.0, H-2), 7.15 (dd, J=8.0, 5.0, 1H <sub>aromatic</sub> ), 7.86 (dd, J=8.0, 1.4, 1H <sub>aromatic</sub> ), 8.21 (dd, J=5.0, 1.4, 1H <sub>aromatic</sub> ) <sup>d</sup>	207 (M <sup>+</sup> , 45), 176 (100), 164 (29), 135 (30), 108 (12)

<sup>a</sup>Yield of isolated product. <sup>b</sup>Recorded on a Bruker AM-200 spectrometer. <sup>c</sup>Recorded on a Hewlett Packard model 5985 B spectrometer. <sup>d</sup>Recorded on a Varian Gemini 300 spectrometer (CDCl<sub>3</sub>).

and the yields of isolated product, together with spectral identification data.

**Acknowledgment.** The authors are indebted to the Minister of Science and Technology for financial support, project number N07532.

## References

1. K.-J. Lee, J. U. Jeong, D. O. Choi, S. H. Kim, and H. Park, *Synthesis*, 494 (1991).
2. (a) T. W. Greene, *Protective Groups in organic Synthesis*; John Wiley and Sons, New York, 1981; (b) S. Kim, J. H. Park, and S. Lee, *Tetrahedron Lett.*, **30**, 6697 (1989); (c) T. Sato, T. Kobayashi, T. Gojo, E. Yoshida, J. Otera, and H. Nozaki, *Chem. Lett.*, 1661 (1978); (d) Y. Masaki, Y. Serizawa, and K. Kaji, *Chem. Lett.*, 1933 (1985); (e) H. E. Morton and Y. Guindon, *J. Org. Chem.*, **50**, 5379 (1985).
3. (a) A. J. Blackman and J. B. Polya, *J. Chem. Soc. (C)*, 2403 (1970); (b) S. Kubota and M. Uda, *Chem. Pharm. Bull.*, **20**, 2096 (1972); (c) M. Pesson and M. Antoine, *Bull. Soc. Chim. Fr.*, 1590 (1970).
4. K.-J. Lee, S. Kim, H. Um, and H. Park, *Synthesis*, 638 (1989).
5. (a) T. Tsuji, H. Satoh, M. Narisada, Y. Hamashima, and T. Yoshida, *J. Antibiotics*, **38**, 466 (1985); (b) T. Kamiya, K. Tanaka, T. Teraji, Y. Shiokawa, and K. Henmi, *Japan Kokai* 76 68568 (1976); *Chem. Abstr.*, **86**, 29823g (1976).
6. The 2-mercaptobenzimidazole **7** and 3H-imidazo[4,5-b]pyridine **8** were prepared in 46, 60% overall yield from 4-chloro-3-nitrobenzotrifluoride and 2-chloro-3-nitropyridine, respectively.
7. Treatment of **5a-e** with 5 equiv. of MeSO<sub>3</sub>H (CH<sub>2</sub>Cl<sub>2</sub>, r.t.,

2-5 h) and subsequent saturated aqueous NaHCO<sub>3</sub> work-up gave similar results.

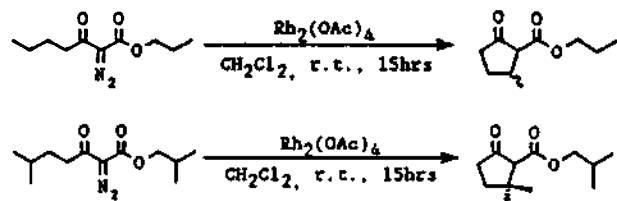
## Selectivity in the Lactone Formation via C-H Insertion Reaction of Diazoacetates

Eun Lee\*, Eun Kyung Kim, Kyung Woon Jung, Ki Ho Lee, Yong Seong Kim, and Kwang Ho Lee

*\*Department of Chemistry, College of Natural Sciences, Seoul National University, Seoul 151-742*

Received April 15, 1991

It is now well established that rhodium (II) catalyzed intramolecular C-H insertion reactions of  $\alpha$ -diazo- $\beta$ -ketocarboxylic acid methyl esters result in the formation of cyclopentanones.<sup>1</sup> Under similar conditions,  $\alpha$ -diazoketones,<sup>2,3</sup>  $\alpha$ -diazo- $\beta$ -ketosulfones<sup>4</sup> and  $\alpha$ -diazo- $\beta$ -ketophosphonates<sup>5</sup> are also converted into five-membered carbocyclic systems. In these reactions, electron withdrawing substituents decrease the reactivity of the adjacent C-H bonds<sup>1c,2</sup> and the insertion reaction is promoted at the C-H bond adjacent to ether oxygens.<sup>3</sup> The propensity for the formation of five-membered carbocycles can sometimes be overcome: the dominating factor of ether activation may prevail and cyclohexanone derivatives may be formed<sup>6</sup>, and subtler electronic factors may provide enough impetus for more favorable formation of cyclo-



Scheme 1

butanones.<sup>6</sup>

On the other hand, rhodium (II) catalyzed insertion reactions of diazoacetamides are known to yield  $\beta$ -lactam products.<sup>7</sup> More recently, conformational and electronic preferences in the selective construction of  $\beta$ -lactams from N,N-disubstituted diazoacetamides are described in detail.<sup>8</sup>

The scope and selectivity in the lactone formation *via* rhodium (II) catalyzed C-H insertion reaction are less well defined. Selective formation of a  $\delta$ -lactone from a diazoacetate precursor is reported<sup>9</sup> on the way to the synthesis of pentalenolactone E. On the contrary, various diazoacetates and sterically congested diazoacetates are now known to be selectively converted to  $\gamma$ -lactones in the presence of rhodium (II) carboxylate and carboxamide catalysts.<sup>10</sup>

In the study of rhodium (II) catalyzed insertion reactions of methyl diazomalones,<sup>11</sup> we found that there was a delicate balance of factors in the formation of  $\beta$ - and  $\gamma$ -lactones and, in the absence of electronic bias and extraneous steric influence,  $\beta$ -lactones were favored products. We wish to communicate here results of our more recent experiments on insertion reactions of  $\alpha$ -diazo- $\beta$ -ketocarboxylates and diazoacetates.

First, preferred mode of insertion (carbocycle *vs* oxacycle) was studied using substrates with near-perfect symmetry. For example, *n*-propyl 2-diazo-3-oxoheptanoate was converted under standard conditions to the cyclopentanone derivative in 72% yield and no trace of the alternative lactone product could be found. Reaction of isobutyl 6-methyl-2-diazo-3-oxoheptanoate also produced only the carbocyclic product in 87% yield (Scheme 1). It is obvious from these results that five-membered carbocycle construction *via* C-H insertion is the preferred process over oxacycle formation.

Next, rhodium (II) acetate catalyzed insertion reactions of various diazoacetates were examined in detail. Isopropyl diazoacetate (entry 1) produced a fair yield of the  $\beta$ -lactone product. However,  $\gamma$ -lactones were formed predominantly from *n*-propyl diazoacetate (entry 2). Isobutyl diazoacetate (entry 3) was converted to the  $\gamma$ -lactone product in good yield. 2-Butyl ester (entry 4) produced more  $\beta$ -lactones than  $\gamma$ -lactones whereas  $\gamma$ -lactones were favored products from 3-methyl-2-butyl ester (entry 5). The reaction of isoamyl diazoacetate (entry 6) yielded only  $\gamma$ -lactone products in fair yield.

The following generalizations can be made from the results described above.  $\beta$ -Lactone formation is the preferred process when methine C-H bonds are available and the alternative is  $\gamma$ -lactone formation *via* either methyl or methylene C-H insertion (entry 1, 4). When methine C-H bonds are available for the five-membered ring formation,  $\gamma$ -lactones are favored products (entries 3, 5).  $\gamma$ -Lactone formation is the preferred process over  $\beta$ -lactone formation when only methylene C-H bonds are available in the substrate for inser-

Table 1. Insertion Reaction of Diazoacetates Catalyzed by  $\text{Rh}_2(\text{OAc})_4$ <sup>a</sup>

Entry	Starting material	Product (Yield, %) <sup>b</sup>		Diastereomeric ratios <sup>c</sup>
		$\beta$ -lactones <sup>d</sup>	$\gamma$ -lactones <sup>d</sup>	
1			(40)	
2			(trace)	(36) $\gamma$ -1 : 1
3			(70)	
4			(35)	(9) $\beta$ -2 : 1 $\gamma$ -2 : 1
5			(13)	(40) $\beta$ ->20 : 1 $\gamma$ -1 : 1
6			(40)	$\gamma$ -1.5 : 1
7			(50)	(16) $\gamma$ -one isomer
8			(37)	(25) $\gamma$ -1 : 1
9			(59)	$\gamma$ ->20 : 1
10			(64)	$\gamma$ -5 : 1

<sup>a</sup> Reaction conditions: 0.01-0.03 M in dry  $\text{CH}_2\text{Cl}_2$  under  $\text{N}_2$  atmosphere at r. t., cat.  $\text{Rh}_2(\text{OAc})_4$ , 15 hrs. <sup>b</sup> Isolated yield. <sup>c</sup> IR spectra exhibited the  $\beta$ -lactone carbonyl absorption at  $1830\text{ cm}^{-1}$ , <sup>d</sup> IR spectra showed the  $\gamma$ -lactone carbonyl absorption at  $1780\text{ cm}^{-1}$ . <sup>e</sup> Each ratio was determined by high resolution NMR analysis (80, 200 MHz). <sup>f</sup> 4-*t*-Butylcyclohexanone was also isolated in 34% yield. <sup>g</sup> Like entry 7, 4-*t*-butylcyclohexanone was obtained in 37% yield.

tion (entries 2, 6).  $\delta$ -Lactone formation is not a favored process even when methine C-H bonds are available for insertion (entry 6). The reactions appear to be governed by two independent factors: the high reactivity of methine C-H bonds in insertion reactions and the conformational bias of metalcarbenoid species formed from diazoacetate to favor five-membered ring formation. The preference for relatively electron-rich methine C-H bonds to participate in insertion reactions by electrophilic rhodium-carbene species was amply discussed by Taber in cyclopentanone formations<sup>1c</sup> and by us in diazomalone insertion reactions.<sup>11</sup> The preferred  $\gamma$ -lactone formation shown above confirms the results reported by Doyle<sup>10</sup> and deviates radically from the conformational preference for  $\beta$ -lactone formation in diazomalone C-H insertion reactions.<sup>11</sup> It is quite remarkable that species as closely related as diazomalones and diazoacetates show opposite selectivities in insertion reactions and more work is needed to clarify the subtle differences between them.

With cyclohexyl diazoacetates, the same two factors appear to be operative. Both *cis*- and *trans*-4-*t*-butylcyclohexyl diazoacetate yielded more  $\beta$ -lactones than corresponding  $\gamma$ -lactones reflecting the high reactivity of methine

C-H bonds (entries 7, 8). Extraneous steric effects may substantially change the reaction course. Thus only  $\gamma$ -lactone products were obtained from both neomenthyl and menthyl diazoacetates where insertion reaction occurred away from the neighboring isopropyl group (entries 9, 10). In two of the cases (entries 7, 9) five-membered ring formation is relatively more pronounced compared to the cases with corresponding methyl diazomalones.

Use of insertion reactions of diazoacetate and diazomalone in organic synthesis will be the subject of future studies in these laboratories.

**Acknowledgement.** This research was supported by S.N.U. Daewoo Research Fund, Korea Research Center for Theoretical Physics and Chemistry, and The Organic Chemistry Research Center supported by KOSEF.

### References

- (a) D. F. Taber and E. H. Petty, *J. Org. Chem.*, **47**, 4808 (1982); (b) D. F. Taber and R. E. Ruckle, Jr., *Tetrahedron Letters*, **26**, 3059 (1985); (c) D. F. Taber and R. E. Ruckle, Jr., *J. Am. Chem. Soc.*, **108**, 7686 (1986).
- G. Stork and K. Nakatani, *Tetrahedron Letters*, **29**, 2283 (1988).
- J. Adams, M. A. Poupert, L. Grenier, C. Schaller, N. Oumet, and R. Frenette, *Tetrahedron Letters*, **30**, 1749 (1989).
- H. J. Monteiro, *Tetrahedron Letters*, **28**, 3459 (1987).
- B. Corbel, D. Hernot, J. P. Haelters, and G. Sturtz, *Tetrahedron Letters*, **28**, 6605 (1987).
- S. Hashimoto, T. Shinoda, Y. Shimada, T. Honda, and S. Ikegami, *Tetrahedron Letters*, **28**, 637 (1987).
- (a) R. J. Ponsford and R. Southgate, *J. Chem. Soc. Chem. Comm.*, 846, 1979; (b) P. Brown and R. Southgate, *Tetrahedron Letters*, **27**, 247 (1986).
- (a) M. P. Doyle, M. S. Shanklin, S. M. Oon, H. Q. Pho, F. R. van der Heide, and W. R. Veal, *J. Org. Chem.*, **53**, 3384 (1988); (b) M. P. Doyle, J. Taunton, and H. Q. Pho, *Tetrahedron Letters*, **30**, 5397 (1989).
- D. E. Cane and P. J. Thomas, *J. Am. Chem. Soc.*, **106**, 5295 (1984).
- M. P. Doyle, V. Bagheri, M. M. Pearson, and J. D. Edwards, *Tetrahedron Letters*, **30**, 7001 (1989).
- E. Lee, K. W. Jung, and Y. S. Kim, *Tetrahedron Letters*, **30**, 1023 (1990).

### Metallomicelle-Nucleic Acid Interaction: Copper(II) Dodecylsulfate-Catalyzed RNA Cleavage

Thong-Sung Ko\*, In-Sang Park, and Hyeong-Won Ryu

Department of Biochemistry,  
Chungnam National University, Taejeon 305-764

Received April 30, 1991

Numerous instances of catalytic hydrolysis of the sugar-phosphate backbone of RNA (especially tRNA<sup>Phe</sup>) by several

divalent metal ions such as Mg<sup>2+</sup>, Zn<sup>2+</sup> and Pb<sup>2+</sup>, and also by Eu<sup>3+</sup> are known. The metal ion-catalyzed cleavage of tRNA<sup>Phe</sup> is thought to be an intramolecular version of a metallo-enzyme-catalyzed reaction<sup>4</sup>. Catalytic activities of most nucleases<sup>5</sup> and RNA catalysts<sup>6</sup> are also dependent on metal ions. On the other hand, studies as for the micellar models of hydrolytic metalloenzymes have been introduced very recently<sup>7-11</sup>. We can anticipate the alteration of the hydrolytic activity of the metal ions by being associated with the surfactant molecules in the micelle.

Metallomicelles formed from long-chained Cu<sup>2+</sup> complexes had remarkable hydrolytic catalysis activity against phosphate triesters, diesters, and other phosphorus compounds<sup>10</sup>. The high hydrolytic catalysis activity of the metallomicelles may be due to enhanced electrophilicity of micellized metal and consequently the increased activity of the metal-bound water<sup>10</sup>. These previous reports prompted us to test any hydrolytic activity of some metallomicelles against nucleic acids. In this paper we show ribonuclease-like (RNase-like) activity of bivalent metal ion (Cu<sup>2+</sup>, Mg<sup>2+</sup>, and Pb<sup>2+</sup>) complexes of sodium dodecyl sulfate (SDS, CH<sub>3</sub>(CH<sub>2</sub>)<sub>11</sub>SO<sub>4</sub><sup>-</sup>Na<sup>+</sup>), which form metallomicelles [CH<sub>3</sub>(CH<sub>2</sub>)<sub>11</sub>SO<sub>4</sub><sup>-</sup>]<sub>2</sub>M<sup>2+</sup>, M(DS)<sub>2</sub>.

Baker's yeast RNA type XI purchased from Sigma was used as substrate. Sodium dodecyl sulfate purchased from Wako Pure Chemical Industries, LTD was selected as surfactant for making micelle systems.

Buffer solution: Tris, despite its negligible interaction with the metal ions Mg<sup>2+</sup> and Cu<sup>2+</sup>, was abolished, since it interacts with the DS<sup>-</sup>. Acetate buffer (pH 5.0), having no such interactions was used as buffer.

Assay of RNase-like activity: Among various assay methods, the method monitoring the activity producing the hydrolyzed soluble fraction by measuring the spectrophotometric absorbance at 260 nm of wavelength after precipitating unreacted substrate RNA was adopted. As the precipitation agent for unreacted RNA, perchloric acid containing lanthanum nitrate<sup>12</sup> was used. This technique gives reproducible results with low blanks and without overlapping light absorption in the region of 260 nm wavelength of RNA absorption peak, while inclusion of uranyl acetate instead of lanthanum nitrate affects the absorption peak of RNA at 260 nm. The biomimetic hydrolytic reaction was initiated by the addition of 1.5 ml of the RNA (substrate) solution to the equal volume of 8 × 10<sup>-5</sup> M Cu(DS)<sub>2</sub> solution (the concentration far exceeding CMC, critical micelle concentration). The reaction mixture was well mixed and incubated at 25°C or 60°C for a definite period of time (usually 7 hours). The reaction was terminated by the addition of 2 ml precipitant (perchloric acid/lanthanum nitrate) to 1 ml portion of the reaction mixture. The precipitant added reaction mixture was left alone for 40 min, and then centrifuged for 10 min, at 6000 rpm to remove the precipitates of unreacted RNA and M(DS)<sub>2</sub>. The hydrolytic ribonuclease-like activity of the metallomicelles was determined by the measurement of the absorbance of the supernatant fraction at 260 nm by UVICON 860 Spectrophotometer after five-fold dilution with distilled water. In the absorbance measurement, the blank solution was that of the same composition as the reaction mixture except for the omission of the substrate RNA and treated in the same way along with the reaction mixture.

The buffer system for the RNA hydrolysis by Cu(II) dode-