

& -CH=) 47.1 (s, C of α -CH to CO) 25.6 (s, C of CH₂ in =C-CH₃) 18 (s, C of CH₃ in =C-CH₃) 16.8 (s, C of CH₃ in CO-CH-CH₃); IR (neat) 3040, 2970, 2930, 2870, 1690, 1570, 1492, 1450, 1375, 1260, 1170, 1065, 955, 825, 795 cm⁻¹; mass spectra, m/e: 239 (M⁺), 224 (M⁺-CH₃), 211 (M⁺-CO), 156, 128; TLC R_f=0.55, hexane; ethylacetate=2;5, SiO₂. The reaction mechanism is similar to that of vinylcyclopropane. Hydrogen addition to the terminal olefinic methylene group of α -methyl vinylcyclopropane in **5b** gave **8b**, a sterically much more congested cyclopropylcarbinyl complex than **6b**. Ring-opening of cyclopropyl group of **8b** and subsequent isomerization of the resulting **9b** gave **10b**. Above hydride insertion reaction, **5** to **8**, follows the Markovnikov's rule which is the unusual cases for the hydrometallation due to the steric hindrance. All these results confirm the radical involvement in hydrogen atom insertion in **5** to generate secondary or tertiary alkyl complexes of **8**. More detailed mechanistic investigation is under study.

References

- (a) M. L. H. Green, *Pure & Appl. Chem.*, **57**, 1897 (1985); (b) R. H. Crabtree, *Chem. Rev.*, **85**, 245 (1985).
- J. Tsuji and K. Ohno, *Tetrahedron Lett.*, 3669 (1965).
- M. I. Bruce, *Angew Chem., Int. Ed. Engl.*, **16**, 73 (1977).
- J. W. Suggs, *J. Am. Chem. Soc.*, **100**, 640 (1978).
- A. D. Ketley and J. L. McClanahan, *J. Org. Chem.*, **30**, 940 (1965).
- J. W. Suggs, M. Wovkulich, and S. D. Cox, *Organometallics*, **4**, 1101 (1985).
- (a) C. -H. Jun, *J. Organomet. Chem.*, **390**, 361 (1990); (b) C. -H. Jun and J. -B. Kang, *Bull. Korean Chem. Soc.*, **10**(1), 114 (1989).
- C. -H. Jun and Y. -G. Lim, *Bull. Korean Chem. Soc.*, **10**(5), 468 (1989).
- C. -H. Jun, *Bull. Korean Chem. Soc.*, **10**(4), 404 (1989).
- B. Maillard, D. Forrest, and K. U. Ingold, *J. Am. Chem. Soc.*, **98**, 7024 (1976).
- J. Halpern, *Pure & Appl. Chem.*, **58**(4), 575 (1986).
- J. W. Suggs and C. -H. Jun, *J. Am. Chem. Soc.*, **108**, 4679 (1986).
- R. M. Bullock and E. G. Samsel, *J. Am. Chem. Soc.*, **109**, 6542 (1987).

Characteristic Oxidative Aromatization Pattern of Isophorone, 4-Hydroxyisophorone, and Rearrangement of 4-Oxoisophorone Under a Strong Acidic Condition

Young Ae Joe, Yang Mo Goo*, and Youn Young Lee†

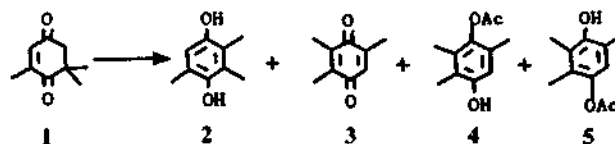
Department of Pharmacy and, †Department of Chemistry,
Seoul National University, Seoul 151-742

Received January 25, 1991

2,3,5-Trimethyl-1,4-hydroquinone (**2**), an intermediate for

Table 1. Products (yields, %) Formed on Treatment of Isophorone (**6**), 4-hydroxyisophorone (**7**) and 4-oxoisophorone (**1**) with Sulfuric Acid

Starting material	Products, yields (%)						
	3	4	5	11	12	13	14
isophorone (6)	-	-	-	46	1	9	1
4-hydroxyisophorone(7)	-	-	-	11	36	23	2
4-oxoisophorone (1)	37	24	7	-	-	-	-



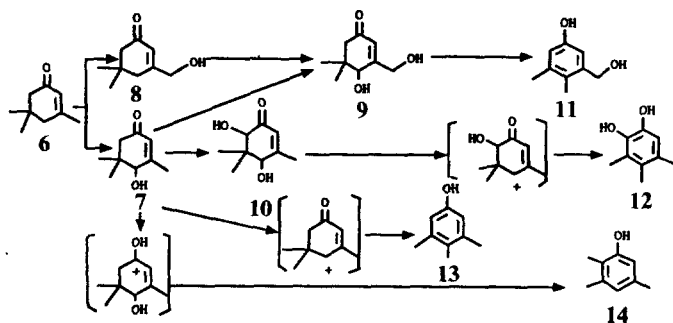
Scheme 1.

the production of vitamin E¹, is being prepared by rearrangement of 4-oxoisophorone¹, or by oxidation of trimethylphenols², isophorone^{3a}, or 2,5,6-trimethyl-2-cyclohexen-1-one^{3b}. Thus, much attention has been paid to the preparation of 4-oxoisophorone¹, or trimethylphenols^{3a}. During our investigation on the method for the production of 2,3,5-trimethyl-1,4-hydroquinone (**2**)⁶, we found that 4-oxoisophorone (**1**) was converted to the 2,3,5-trimethyl-1,4-hydroquinone under an acidic condition^{1b}. Thus, we examined the products formed from isophorone and 4-hydroxyisophorone when treated similarly with sulfuric acid, and isolated many products which seemed to be formed by multiple oxidations and rearrangements. The results are summarized in Table 1.

As shown in Table 1, when 4-oxoisophorone (**1**) was dissolved in acetic anhydride to give a 5% solution and added with concentrated sulfuric acid (5 eq) portion by portion at room temperature, 2,3,5-trimethyl-1,4-benzoquinone (**3**), 2,3,5-trimethyl-4-acetoxyphenol (**4**), and 2,3,6-trimethyl-4-acetoxyphenol (**5**) were isolated in 37%, 24% and 7% yields, respectively⁷. However, 4-hydroxyisophorone (**7**) was converted to completely unexpected products under a similar treatment of sulfuric acid; 3,4,5-trimethylphenol (**13**)⁸, 2,3,5-trimethylphenol (**14**), 3,4,5-trimethyl-1,2-hydroquinone (**12**)⁷, and 4,5-dimethyl-3-hydroxymethylphenol (**11**)⁷ were isolated in 23%, 2%, 36%, and 11% yields, respectively. Treatment of isophorone (**6**) with sulfuric acid gave similar products as in the case of 4-hydroxyisophorone (**7**); 3,4,5-trimethylphenol (**13**), 2,3,5-trimethylphenol (**14**), 4,5-dimethyl-3-hydroxymethylphenol (**11**) and 3,4,5-trimethyl-1,2-hydroquinone (**12**) were isolated in 9%, 1%, 46%, and 1% yields, respectively. The reaction proceeded at room temperature in 3-4 hrs.

Clearly, the products obtained from 4-oxoisophorone (**1**) should occur by an acid catalyzed rearrangement to give 2,3,6-trimethyl-1,4-hydroquinone (**2**), which was further oxidized or acetylated to the final products. However, formation of the products obtained from 4-hydroxyisophorone (**7**) and from isophorone (**6**) was not mechanistically quite clear. The phenols (**11-14**) obtained from isophorone (**6**) seemed to be produced by multiple oxidations of the carbonium ions formed by protonation on the oxygen atom of the carbonyl group followed by rearrangements (Scheme 2).

To prove the multiple oxidative rearrangement mecha-



Scheme 2.

nism, probably by oxygen molecules under a strong acidic condition, we examined products formed in the reaction mixture at certain time intervals after treatment of sulfuric acid. The reaction was stopped by diluting the reaction mixture with water followed by extraction with ethyl acetate to give phenolic compounds. The aqueous layer was neutralized with $\text{Ba}(\text{OH})_2$, filtered and evaporated to give compound 9⁷ as a major intermediate. From this experiment, we found that isophorone was oxidized very fast to 7 and 8, and further to 9. Phenols and intermediate 9 were isolated by column chromatography in 40% and 56% yields, respectively after the reaction was stopped in 1 min and in this reaction mixture no isophorone was left at all. Also, all the aromatization processes were found to occur almost spontaneously under the strong acidic condition except the rearrangement of 9 to 11, which might be slowed down due to the formation of an intramolecular hydrogen bond of the hydroxyl groups. This transformation was proceeded slowly but terminated completely by addition of water. Also, oxidative rearrangement of 4-hydroxyisophorone (7) was very fast to produce 10, or 13 and 14. Product 10 was rearranged immediately to 12. Oxidation of silyl enol ether of isophorone to 6-hydroxyisophorone was reported^{4c}. The multiple oxidation of 6 or 7 under a strong acidic condition has not been reported to our knowledge and it is interesting to observe the oxidative aromatization of isophorone and 4-hydroxyisophorone.

Acknowledgment. The present studies were supported by the Basic Science Research Institute Program, Ministry of Education, Korea, 1989.

References

- (a) S. Yamada, T. Takeshita, and J. Tanaka, *J. Syn. Org. Chem. Jpn.*, **40**, 268 (1982); (b) Jpn. Patent 47-7632 (1972).
- (a) Jpn. Patents, 59-225137 (1984); 60-81135 (1985); Ger. Offen. 2,706, 842 (1977)(CA. 87, 201079c, 1977); (b) Y. Wang, G. Wang, T. Gao, and F. Lin, *Yiyao Gongyao*, **16**, 78 (1985) (CA. 103, 37634f, 1985); (c) M. Shimizu, H. Orita, T. Hayakawa, and K. Takehira, *Tetrahedron Lett.*, **30**, 471 (1989); (d) S. Ito, K. Aihara, and M. Matsumoto, *Tetrahedron Lett.*, **24**, 5249 (1983).
- (a) Ger. Offen. 2,418,342 (1974) (CA. 82, 111775u, 1975); (b) Eur. Pat. Appl. 35,635 (1981) (CA. 96, 6394k, 1982).
- (a) M. Costantini, A. Dromard, M. Jouffret, B. Brossard, and J. Varagnat, *J. Mol. Catal.*, **7**, 89 (1980); (b) F. J. Freer and P. Yates, *Chem. Lett.*, 2031 (1984); (c) T. Hosokawa, S. Inui, and S. Murahashi, *Chem. Lett.*, 1081 (1983).
- (a) U. S. Patents, 3,833,673 (1974); 4,551,563 (1985); (b) U. S. Patent, 3,859,365 (1973).
- Y. A. Joe, Microbiological and organic chemical transformation of isophorone to trimethyl-*p*-benzoquinone, a raw material for vitamin E production, MS Thesis, Seoul National University, 1988.
- Phenols 2, 3, 4, 5, 13 and 14 were identified by comparison with authentic samples; 12: mp. 110-114°C, ¹H-NMR (CDCl_3), δ , 2.09 (s, 3H), 2.21 (s, 6H), 6.51 (s, 1H); 11: mp. 210°C (dec.), ¹H-NMR (CDCl_3), δ , 2.21 (s, 3H), 2.23 (s, 3H), 4.08 (s, 2H), 6.55 (d, $J=3.2$ Hz), 6.71 (d, $J=3.2$ Hz); M^+ : m/z 152; 9: mp. 258°C (dec.), ¹H-NMR, δ , 1.05 (s, 3H), 1.37 (s, 3H), 2.35 (d, 1H, $J=17$ Hz), 3.26 (dd, 1H, $J=17$ & 2 Hz), 3.30 (s, 1H), 3.68 (s, 2H), 6.89 (d, 1H, $J=2$ Hz).

Formation of Deoxybenzoins and β -Keto Sulfoxides by the Reaction of α -Stabilized Anion of Phosphonates with Nitriles

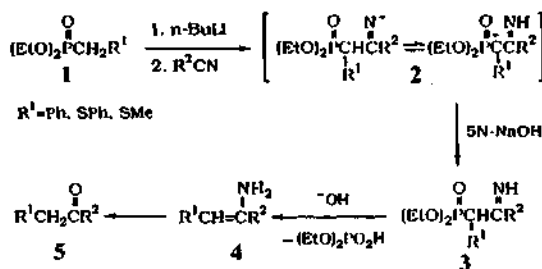
Kilsung Lee and Dong Young Oh*

Department of Chemistry, Korea Advanced Institute of Science and Technology, Seoul 130-650

Received February 1, 1991

In the course of our research program toward the preparation of various β -keto phosphonates using nitriles as an acyl cation equivalent¹, we have partly found that the reaction of α -lithio anion of phosphonate bearing a phenyl or thiophenyl substituent on a carbon to the phosphorus function with nitriles gives deoxybenzoins or β -keto sulfoxides as by-products during hydrolysis. From this observation, we report here the nucleophilic addition of an α -stabilized anion of phosphonates to nitriles and subsequent basic hydrolysis to afford deoxybenzoins² or β -keto sulfoxides in good yield.

A general reaction procedure is as follows: To a stirred solution of phosphonate (1 mmol) in dry THF (5 ml) is added *n*-butyllithium (1.1 mmol, 1.6 M in hexane) at -78°C under nitrogen atmosphere. After being stirred for 1 h at same temperature, nitrile (1 mmol) is added and the reaction mixture is warmed to room temperature. After being stirred for additional 2 h, the mixture is added 5 N-NaOH solution (1 ml) and stirred for 2 h at room temperature. Normal work up gives the deoxybenzoin or β -keto sulfide, which is purified by Kugelrohr distillation or recrystallization (ethyl acetate).



Scheme 1.