

## Aminopyrine · 抗히스타민 劑混合物의 吸收에 關한 研究

韓世鎬\* · 李民和 · 閔信弘 · 金信根 · 禹鍾鶴\*\*

S. H. Han, M. H. Lee, S. H. Min, S. K. Kim, C. H. Woo; Studies on the Absorption of Mixed Compounds of Aminopyrine Antihistamic Agent.

(Received March, 15, 1970)

The absorption of Aminopyrine from the small intestine of a rat in combination with antihistamic agent, Diphenhydramine, Pheniramine, Tripeleminamine and Diphenhydramine respectively, was examined.

Through the rat small intestine canal, a definite quantity of a sample solution comprising 0.5 mM of Aminopyrine and 0.1 mM of each antihistamic agent in phosphate buffer solution (pH=7.4) was perfused through the rat small intestine at rate 5ml per minute.

The samples of the circulating solution were taken out after 5 minutes of the perfusion to give initial concentration and every 30 minutes for 3 hours. The amount of residual Aminopyrine in the solution was determined photometrically at 720 m $\mu$  by using 0.4% potassium ferricyanate solution and 1% ferric nitrate in 0.1N nitric solution.

The mixed compounds of Aminopyrine with antihistamic agent, such as Aminopyrine with Diphenhydramine, Aminopyrine with Pheniramine, Aminopyrine with Tripeleminamine and Aminopyrine with Chlorpheniramine showed more increased absorption than Aminopyrine alone.

The absorption rate constants and apparent permeability coefficients of the mixed compounds were shown in detail.

### 結 論

醫藥品の 吸收에 關한 研究는 Brodie<sup>(1)</sup>, Schanker<sup>(2)</sup>, Hogben<sup>(3)</sup>, Rall<sup>(4)</sup>, Kakemi<sup>(5,6)</sup> 및 Nogami<sup>(7-9)</sup> 등에 依하여 研究되었고 Aminopyrine의 吸收 및 排泄에 對해서는 Naito<sup>(10)</sup>가 報告한 바 있으며 또한 Aminopyrine 分子化合物의 吸收에 關한 研究는 韓<sup>(11)</sup>이 報告하고 있다.

一般的으로 醫藥品の 併用에 關한 研究는 Bürgi<sup>(12)</sup>가 單一藥物에서 期待되는 藥效가 2種以上 併用投與되었을 때 그 主藥의 藥理作用 및 毒性을 增強 또는 減少시킨다는 事實을 提唱한 以來, 藥物併用に 依한 藥理作用의 機構에 對해서 生體細胞의 感受性, 蛋白結合, 複合

\* Dept. of Pharmacy, Chung-Buk College.

\*\* College of Pharmacy Seoul National University.

體生成과 藥物代謝 等の 面에서 檢討되고 있으나, 아직 不明한 點이 많아 今後의 研究가 必要로되고 있는바 著者들은 醫藥品併用藥의 生體에 對한 여러가지 影響을 檢討하여 더욱 有用한 併用藥의 開發을 目的으로 Aminopyrine 과 併用藥物로서 흔히 處方中에서 散見되는 抗히스타민劑中 Aminoether系·Ethylenediamine系 및 Monoamine系의 藥物을 取하여 吸收實驗을 하여 Pharmacokinetics面에서 檢討한바 知見을 얻었기에 報告하는 바이다.

## 實 驗

### 1. 試 料

Aminopyrine(E. Merck) Diphenhydramine HCl(K.P.) Tripeleminamine. HCl(K.P.) Pheniramine maleate(Schering Co.) Chlorpheniramine maleate(K.P.)

### 2. 還流溶液의 調製

Aminopyrine 0.5mM에 該當하는 量과 Antihistamic Agent 各各 0.1mM에 該當하는 量을 取하여 phosphate Buffer pH(7.4)에 녹여 調製하였다.

### 3. Rat 小腸管에서의 in situ 에 依한 還流試驗

Shanker 등의 方法에 따른 金<sup>(13)</sup>의 方法에 準하여 in situ Loop's Circulation 試驗을 行하였다.

### 4. Aminopyrine 의 定量

還流試驗에서 一定時間마다 採取한 還流液 0.5ml로 Naito<sup>(10)</sup>의 方法에 따라 Aminopyrine 을 定量하였다.

## 實驗結果 및 考察

還流法에 依한 Rat 小腸에서의 Aminopyrine 과 Mixed compound of Aminopyrine Diphenhydramine, Aminopyrine Tripeleminamine, Aminopyrine Pheniramine, Aminopyrine Chlorpheniramine의 吸收를 吸收速度式에 따라서 算出했다.

即 腸內에서의 藥物透過量  $q$ , 腸管의 表面積  $A$ , 透過係數  $p$ , 藥物의 濃度  $C$ 로 할 때 Ficks의 法則에 따라서 Passive diffusion을 한다면 藥物의 血中濃도가 濃度  $c$ 에 比하여 充分히 작을 때는 透過速度는 濃度  $c$ 에 比例함으로

$$q = Apc \dots\dots\dots(1)$$

腸內에서의 吸收  $q$ 는 還流中의 藥液의 總容積  $V$ , 그 濃度를  $c$ 로 한다면 다음과 같은 式으로 된다.

$$q = -V \frac{dc}{dt} \dots\dots\dots(2)$$

(1) + (2)에서

$$-V \frac{dc}{dt} = Apc \dots\dots\dots(3)$$

$$-\frac{dc}{dt} = \frac{Apc}{V} \dots\dots\dots(4)$$

$-\frac{dc}{dt}$  는 直接測定이 不能함으로 이를 積分하기 위하여 變形하면

$$\frac{dc}{c} = -\frac{Apt}{V} \dots\dots\dots(5)$$

兩邊을 積分하면

$$\int \frac{dc}{c} = -\frac{Ap}{V} t \dots\dots\dots(6)$$

$$\ln \frac{c}{c_0} = -\frac{Apt}{V} \dots\dots\dots(7)$$

이것을 常用對數로 改치면

$$\log \frac{c}{c_0} = -0.434 \times \frac{Ap}{V} t = -0.434kt \dots\dots\dots(8)$$

로 된다.

또한 腸管의 有效表面積  $A$  는 腸管의 길이  $l$ , 容積을  $v$  로 한다면

$$A = 2\sqrt{\pi lv} \dots\dots\dots(9)$$

이며 이로부터 (8)式을 使用하여  $p$ 를 算出할 수 있다.

이 實驗에서 Aminopyrine 및 Mixed Compounds of Aminopyrine Antihistaminic agent의 吸收率은 Table I~V 및 Fig. 1~5와 같으며 一次反應速度式에 準하여 吸收됨을 알 수 있다.

Table I. Absorption Rate of Aminopyrine(in situ)

Time(min.)	Remaining drug	Absorption Rate	$\log\left(\frac{c}{c_0}\right)$	$k$	$p(\text{cm/min.})$	$\kappa(\text{min.}^{-1})$
30	89.1	10.9	-0.0501	$1.67 \times 10^{-3}$	$3.23 \times 10^{-3}$	$3.85 \times 10^{-3}$
60	80.4	19.6	-0.0947	1.57	3.16	4.20
90	71.0	29.0	-0.1487	1.65	3.30	3.81
120	64.6	35.4	-0.1898	1.58	3.11	3.64
150	58.5	41.5	-0.2328	1.55	3.22	3.57
180	52.3	47.7	-0.2815	1.56	3.20	3.60
mean				$1.59 \times 10^{-3}$	$3.20 \times 10^{-3}$	$3.77 \times 10^{-3}$

$k$ ; slop.  $p$ ; Permeability coefficient.  $\kappa$ ; velocity constant.

Results are given as mean value from six experiments.

Table II. Absorption Rate of Mixed compound of Aminopyrine Diphenhydramine(in situ)

Time(min.)	Remaining drug	Absorption Rate	$\log(c/c_0)$	$k$	$p(\text{cm/min.})$	$\kappa(\text{min.}^{-1})$
30	88.3	11.7	0.0540	$1.80 \times 10^{-3}$	$3.42 \times 10^{-3}$	$4.15 \times 10^{-3}$
60	77.0	23.0	0.1135	1.89	3.45	4.35
90	68.5	31.5	0.1643	1.82	3.44	4.21
120	60.6	39.4	0.2175	1.81	3.32	4.17
150	54.0	46.0	0.2676	1.78	3.12	4.10
180	48.3	51.7	0.3161	1.75	3.30	4.04
mean				$1.80 \times 10^{-3}$	$3.39 \times 10^{-3}$	$4.17 \times 10^{-3}$

Table III. Absorption Rate of Mixed Compound of Aminopyrine Pheniramine(in situ)

Time(min.)	Remaining drug	Absorption Rate	$\log(c/c_0)$	$k$	$p(\text{cm}/\text{min.})$	$\kappa(\text{min.}^{-1})$
30	86.0	14.0	0.0655	$2.18 \times 10^{-3}$	$4.25 \times 10^{-3}$	$5.03 \times 10^{-3}$
60	74.3	25.7	0.1290	2.15	4.20	4.95
90	64.5	35.5	0.1904	2.11	4.05	4.87
120	56.6	43.4	0.2472	2.06	4.04	4.74
150	49.0	51.0	0.3098	2.07	4.02	4.75
180	43.5	56.5	0.3615	2.00	4.01	4.62
mean				$2.09 \times 10^{-3}$	$4.08 \times 10^{-3}$	$4.76 \times 10^{-3}$

Table IV. Absorption Rate of Mixed Compound of Aminopyrine Tripeleennamine(in situ)

Time(min.)	Remaining drug	Absorption Rate	$\log(c/c_0)$	$\kappa$	$p(\text{cm}/\text{min.})$	$\kappa(\text{min.}^{-1})$
30	84.3	15.7	0.0742	$2.47 \times 10^{-3}$	$4.72 \times 10^{-3}$	$5.69 \times 10^{-3}$
60	72.5	27.5	0.1397	2.32	4.50	5.36
90	60.2	39.8	0.2204	2.44	4.52	5.64
120	52.0	48.0	0.2840	2.36	4.65	5.45
150	44.5	55.5	0.3516	2.34	4.80	5.40
180	38.3	61.7	0.4168	2.31	4.65	5.33
mean				$2.37 \times 10^{-3}$	$4.63 \times 10^{-3}$	$5.47 \times 10^{-3}$

Table V. Absorption Rate of Mixed Compound of Aminopyrine Chlorpheniramine(in situ)

Time(min.)	Remaining drug	Absorption Rate	$\log(c/c_0)$	$k$	$p(\text{cm}/\text{min.})$	$\kappa(\text{min.}^{-1})$
30	83.0	17.0	0.0809	$2.69 \times 10^{-3}$	$5.17 \times 10^{-3}$	$6.21 \times 10^{-3}$
60	69.1	30.9	0.1605	2.67	5.25	6.16
90	58.3	41.7	0.2343	2.60	5.31	6.00
120	49.5	50.5	0.3054	2.54	5.34	5.96
150	41.8	58.2	0.3788	2.52	5.15	5.81
180	35.0	65.0	0.4559	2.53	5.08	5.83
mean				$2.59 \times 10^{-3}$	$5.22 \times 10^{-3}$	$5.99 \times 10^{-3}$

$k$ ; slope       $k$ ; permeability coefficient       $\kappa$ ; velocity constant

Results are given as mean value from six experiments.

以上の結果로 보아 Aminopyrine 自體보다 Mixed compounds of Aminopyrine Antihistamic agent 의 Rat 小腸에서의 吸收率은 pH 7.4 phosphate Buffer 에서는 一般的으로 促進的으로 作用하고 있으며 Aminopyrine 에 比하여 Mixed compound of Aminopyrine Diphenhydramine 은 1.7%, Aminopyrine pheniramine 은 6.5%, Aminopyrine Tripeleennamine 은 11.7%, Aminopyrine Chlorpheniramine 은 15%의 吸收率에 있어서의 上昇을 還流 180分만에 보이고 있으며, 이와 같은 吸收率의 促進은 抗히스타민劑의 鹽酸鹽 또는 有機酸鹽이 pH 7.4의 phosphate

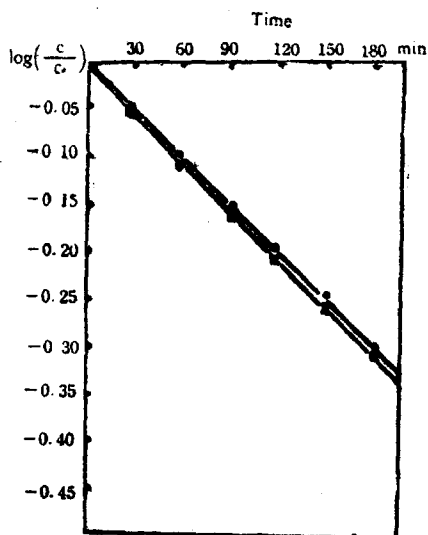


Fig 1. Curve illustrating the linear relationship between the logarithmic function and time in Aminopyrine(.), mixed and in compound of Aminopyrine diphenhydramine (x).

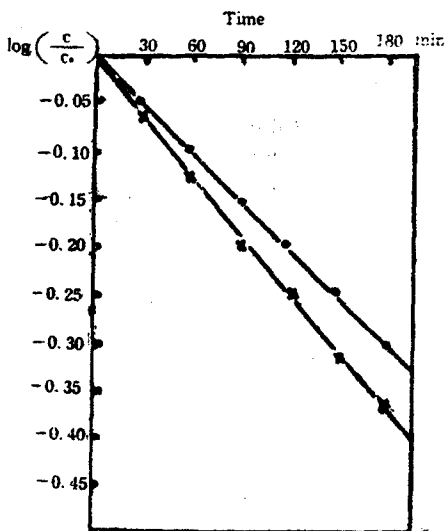


Fig 2. Curve illustrating the linear relationship between the logarithmic function and time in Aminopyrine(.), and in mixed compound of Aminopyrine pheniramine (x).

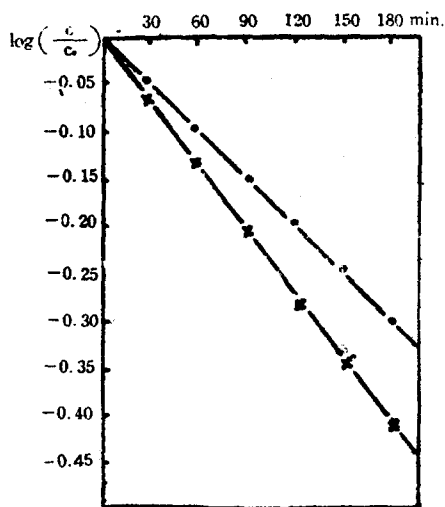


Fig 3. Curve illustrating the linear relationship between the logarithmic function and time in Aminopyrine (.), and in mixed compound of Aminopyrine tripelemnamine (x).

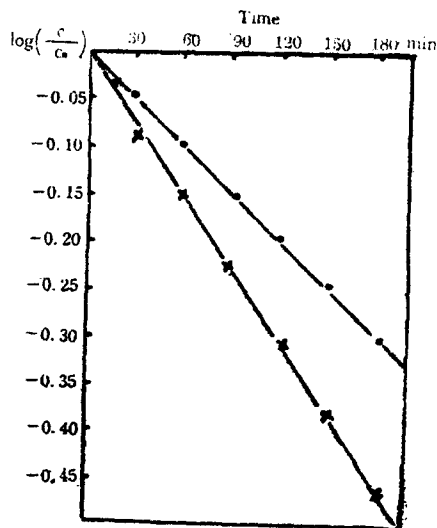


Fig 4. Curve illustrating the linear relationship between the logarithmic function and time in Aminopyrine (.), and in mixed compound of Aminopyrine chlorpheniramine (x).

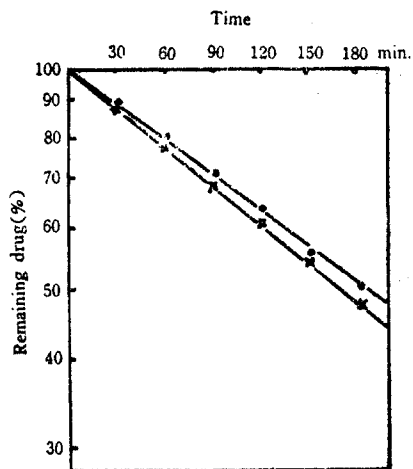


Fig 5. Linear relationship between remaining Aminopyrine(·), and mixture of Aminopyrine-Diphenhydramine(x), in perfusion

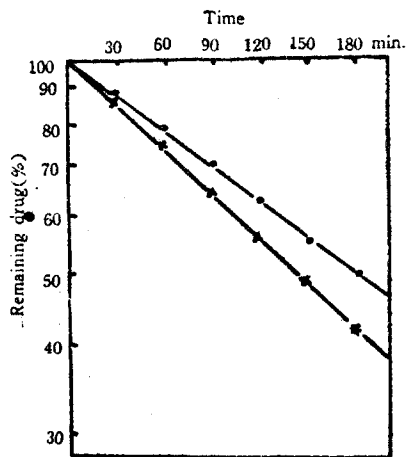


Fig 6. Linear relationship between remaining Aminopyrine(·), and mixture of Aminopyrine-Phenilramine(x), in Perfusion

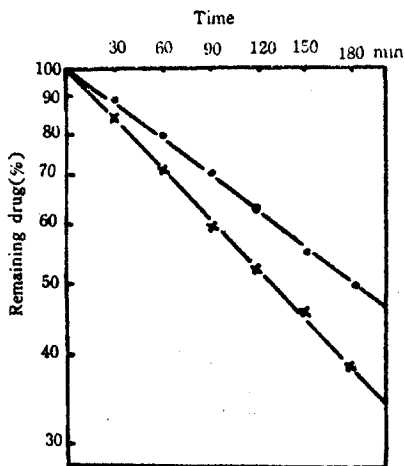


Fig 7. Linear relationship between remaining Aminopyrine(·), and mixture of Aminopyrine-Tripelennamine(x), in perfusion

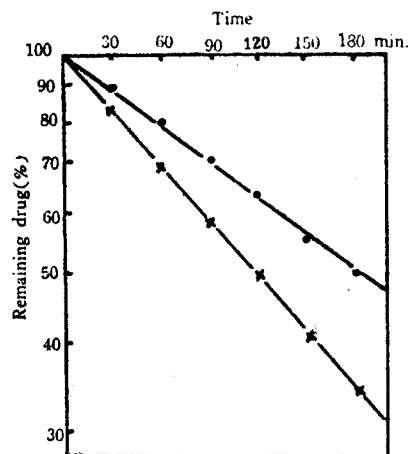


Fig 8. Linear relationship between remaining Aminopyrine(·), and mixture of Aminopyrine-Chlorpheniramine(x), in perfusion

Buffer 溶液中에서는 遊離狀態로 되어 그 脂溶性의 增加가 Aminopyrine 과 包含하여 吸收를 增加하는 것으로 思料된다.

또 吸收速度定數는 Mixed compound of Aminopyrine Diphenhydramine  $4.17 \times 10^{-3}$ , Aminopyrine Pheniramine  $4.76 \times 10^{-3}$ , Aminopyrine Tripeleennamine  $5.47 \times 10^{-3}$ , Aminopyrine Chlorpheniramine  $5.99 \times 10^{-3} \text{min}^{-1}$  이다.

"Fig. 1~5"의 Slope로부터 求한 Half life는 Aminopyrine 이 186分인데 比하여 漸次的으로 短縮되어 Mixed compound of Aminopyrine Diphenhydramine 168分, Aminopyrine pheniramine 144分, Aminopyrine Tripeleennamine 127分이고, Aminopyrine Chlorpheniramine은 116分이다.

이로부터 Aminopyrine 에다 抗히스타민劑가 處方中에서 配合되어 질때에는 一般的으로 Aminoether 系인 Diphenhydramine·HCl에서는 吸收促進作用이 別로 顯著하지 않으나 Ethylenediamine 系인 Trilennamine·HCl를 經由하여 Monoamine系인 Pheniramine maleate와 가장 吸收促進作用을 示顯하고 있는 같은 Monoamine 系인 Chlorpheniramine maleate임을 알 수 있다.

## 結 論

1. Circulation method(in situ)에 依한 Rat 小腸에서의 Mixed compounds of Aminopyrine Antihistamic agent 의 吸收는 一般的으로 促進的으로 作用하며 Aminoether 系보다 Monoamine 系인 抗히스타민劑가 Aminopyrine 의 吸收를 促進한다.

2. Mixed Compounds of Aminopyrine Antihistamic agent 의 吸收速度定數는

Aminopyrine Diphenhydramine	$4.17 \times 10^{-3} \text{min.}^{-1}$
Aminopyrine Pheniramine	$4.76 \times 10^{-3}$ "
Aminopyrine Tripeleennamine	$5.47 \times 10^{-3}$ "
Aminopyrine Chlorpheniramine	$5.99 \times 10^{-3}$ "

이다.

3. Mixed Compounds of Aminopyrine Antihistamic agent 의 透過係數는

Aminopyrine Diphenhydramine	$3.39 \times 10^{-3} (\text{cm}/\text{min.})$
Aminopyrine Pheniramine	$4.08 \times 10^{-3}$ "
Aminopyrine Tripeleennamine	$4.63 \times 10^{-3}$ "
Aminopyrine Chlorpheniramine	$5.22 \times 10^{-3}$ "

이다.

이 論文作成에 있어서 直接實驗에 協助하여 준 서울大學校藥學大學 藥劑學教室 大學院生 金容珠嬢에게 感謝한다.

## References

- (1) B.B. Brodie, et. al., J. Pharm and Pharmacol. 9, 345(1957)
- (2) L.S. Schanker, et. al., J. Pharmacol Expt. Therap., 123, 81(1958)

- (3) C.A.M. Hogben, et. al., J. Pharmacol Expt. Therap., 125, 275(1959)
- (4) D.P. Rall, et. al., J. Pharmacol Expt. Therap., 125, 185(1959)
- (5) K. Kakemi, et. al., Yakugaku Zasshi. 81, 172(1961)
- (6) K. Kakemi, et. al., Yakugaku Zasshi 10, 262(1962)
- (7) H. Nogami, et. al., Chem. Pharm. Bull. 82, 1161(1962)
- (8) H. Nogami, et. al., Chem. Pharm. Bull. 11, 395(1963)
- (9) H. Nogami, et. al., Chem. Pharm. Bull. 14, 160(1966)
- (10) S. Naito., J. of Pharm and Chem. 35, 12(1963)
- (11) 韓., 大學藥學會誌, Vol. 13, No.4(1969)
- (12) E. Bürgi., Deut. Med. Wochschr., 36, 20(1910)
- (13) 金., Seoul Univ. J. (C) 19, (1968)