

PCB 절연체에서 전하 형성

이 주홍¹, 최 용성¹, 황 종선², 이 경섭¹

¹동신대학교, ²전남도립대학

Charge Formation in PCB Insulations

¹Joo-Hong Lee, ¹Yong-Sung Choi, ²Jong-Sun Hwang and ¹Kyung-Sup Lee

¹Dongshin University, ²Jeonnam Provincial College

Abstract : While the reliability of bulk insulation has become important particularly in multilayer boards and embedded boards, electronics are to be used under various environments such as at high temperature and in high humidity. We observed internal space charge behavior for two types of epoxy composites under dc electric fields to investigate the influence of water at high temperature. In the case of glass/epoxy specimen, homocharge is observed at water-treated specimen, and spatial oscillations become clearer in the water-treated specimens. Electric field in the vicinity of the electrodes shows the injection of homocharge. In aramid/epoxy specimens, heterocharge is observed at water-treated specimens, i.e. negative charge accumulates near the anode, while positive charge accumulates near the cathode. Electric field is enhanced just before each electrode. In order to further examine the mechanism of space charge formation, we have developed a new system that allows in situ space charge observation during ion migration tests at high temperature and high humidity. Using this in situ system.

Key Words : Multilayer boards, Embedded boards, Electronics, Epoxy composites, DC electric fields

1. Introduction

Recently consumer electronics such as mobile phones are to be designed even smaller and more concentrated. The operating frequency is also being increased to support more access to the internet, and thus the wiring in printed circuit boards (PCBs) must be shorter to minimize transmission loss and delay. All the aspects of dielectric properties including the effects of ageing should be evaluated not only at the surfaces of the boards but also on the inside. However, most of research on ageing or breakdown of PCBs has been investigated only for the surface degradation phenomena.

On the other hand, more and more electronics are to be used under various environments such as at high temperature and in high humidity. Therefore, in this research, we measure space charge formation behavior under dc electric field for two types of PCBs used in telecommunication industry. The *in situ* observation at high temperature and in high humidity shows that the space charge formation highly depends on the environmental condition.

2. Experiment

A is a glass/epoxy composite with the flame-retardant grade FR4. It consists of three prepreg layers made of lattice-woven E-glass fibers soaked into epoxy varnish, and is

commonly used in various industries. Specimen B is an aramid/epoxy composite consisting of five layers of prepreg made of aramid nonwoven fabric papers coated with epoxy resin, which is typically used for mobile phones.

A dc electric field of 3 kV/mm was applied to the non-treated or water-treated specimens for 60 minutes and the space charge profiles inside the specimens were measured by the pulsed electroacoustic (PEA) method[1, 2]. Here, a new *in situ* PEA unit was placed in an environmental chamber that can control the temperature and humidity according to standard test conditions established by the Institute for Interconnecting and Packaging Electronic Circuits (IPC) such as 313 K (40 °C) + 90 %RH and 358 K (85 °C) + 85 %RH. The *in situ* PEA observation should expose the specimen to open air in the same manner as the condition of the surface migration test, although the ordinary PEA unit sandwiches a specimen by two electrodes.

3. Result and Discussion

Fig. 1 shows the increment in weight as a function of the duration of water treatment. The weight increases with an increase in the duration of water treatment. The aramid/epoxy specimen B tends to absorb more water than the glass/epoxy specimen A.

The charge profiles are not as clear as those observed in

a homogeneous specimen such as a regular polystyrene sheet. In Fig. 2, the cathode was the electrode set near the piezo-electric element. First, spatial oscillation with three repetitions, which is in agreement with the number of composite layers of specimen A, is seen in all the specimens shown in Fig. 2, and it becomes clearer in the water-treated specimens.

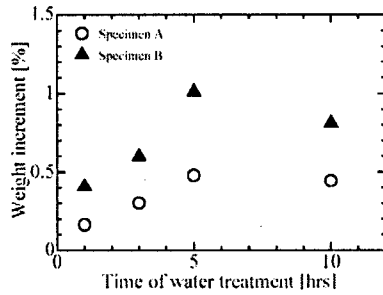
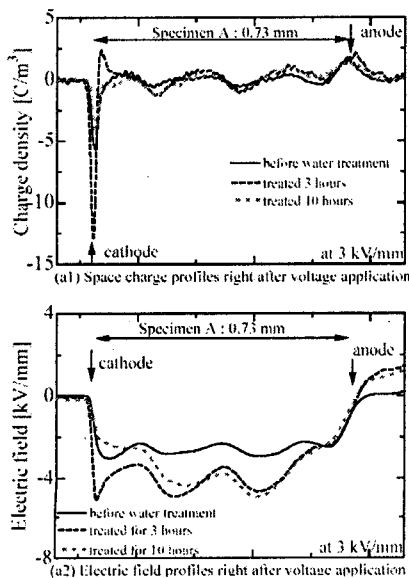
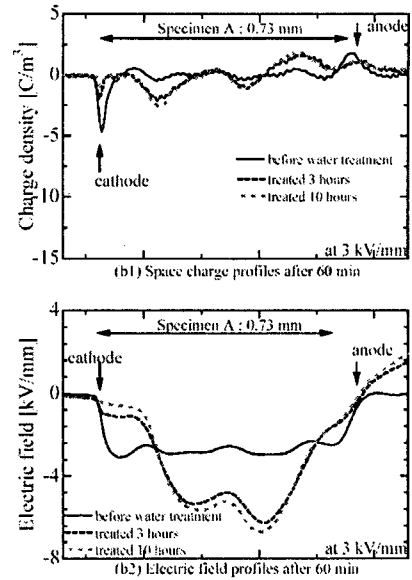


Fig. 1. Increment in weight as a function of the duration of water treatment.

Secondly, among the charge distributions right after the voltage application shown in Fig. 2 (a1), a positive heterocharge layer in front of the cathode is seen only for the specimen treated for 3 hours. In the same signal, the charge appearing on the cathode is quite large since the image charge induced by the nearby heterocharge is superposed on the charge induced by the applied dc voltage. The heterocharge disappeared by the 60-min application of dc voltage as shown in Fig. 2 (b1). Instead of the heterocharge, oscillatory repeating negative and positive charge becomes clearer in water-treated specimens. Since a comparatively large amount of negative charge is present near the cathode, the electric field in the vicinity of the cathode is weakened as shown in Fig. 2 (b2).



(a2) Electric field profiles right after voltage application



(b2) Electric field profiles after 60 min

Fig. 2. Charge and electric field profiles in glass/epoxy specimen A under dc electric field at 3kV/mm.

4. Conclusion

We have observed internal space charge in epoxy composites. It has become clear that water treatment gives a fairly large influence on the charge profiles, especially in the vicinity of electrodes. In the glass/epoxy composite specimens, the electric field in the vicinity of electrodes is weakened and homo charge appears. In the aramid/epoxy composite specimens, the electric field in the vicinity of electrodes is enhanced and hetero charge appears.

Acknowledgement

This work was finally supported by MOCIE program (R-2007-2-234-01).

References

- [1] T. Maeno, T. Futami, H. Kushibe, T. Takada and C. M. Cooke, IEEE Trans. EI, Vol.23, No. 3, pp. 433-439, 1988.
- [2] V. Griseri, K. Fukunaga, T. Maeno, C. Laurent, L. Lévy and D. Payan, IEEE Trans. DEI, Vol. 11, No. 5, pp. 891-898, 2004.
- [3] T. Iizuka, H. Takai, K. Fukunaga and T. Maeno, IEEE CEIDP, Vol. 1, pp. 41-44, 1997.