

**Antinociceptive Antiinflammatory Effect of a Diterpene  
Isolated from the Herb of *Siegesbeckia pubescens***

Jung-Hwan Nam , Hyun-Ju Jung , Na-Yeon Lee , Sang-Cheol Lim , Sei-Young  
Yun , Myung-Sun Lee , Hee-Juhn Park

Department of Botanical Resources, Sangji University, Woosan-Dong, Wonju  
220-702, Korea

The root of *Siegesbeckia pubescens* (Compositae) has been used to treat rheumatoid arthritis and hypertension in the Oriental medicine. This crude drug has been used without process (SP-0) or with three times-process of steaming and drying (SP-0) or the nine times of that process (SP-9). To search for the antinociceptive anti-inflammatory components from this crude drug, activity-directed fractionation was performed on this crude drug. Since the  $\text{CHCl}_3$  extract was shown to have a more potent effect than other extracts, it was subjected to silica gel & ODS column chromatography to yield two diterpene compounds (1). Compound 1 was structurally identified as ent-16H,17-hydroxykauran-19-oic acid, which were tentatively named siegeskaurolic acid A (Fig.1). A main diterpene, siegeskaurolic acid A was tested for the antiinflammatory antinociceptive effects using both hot plate- and writhing antinociceptive assays and carrageenan-induced anti-inflammatory assays in mice and rats. Pretreatment with siegeskaurolic acid A (20 and 30 mg/kg) significantly reduced the stretching episodes, action time of mice (Fig. 2) and carrageenan-induced edema (Fig. 3). These results support that siegeskaurolic acid is a main diterpene responsible for antinociceptive and antiinflammatory action of *S. pubescens*. In addition, the assays on SP-0, SP-3 and SP-9 produced the experimental results that SP-9 had more significant effects than other two crude drugs (Table 1 and 2). These results suggest that the processing on the original plant may lead to the higher pharmacological effect

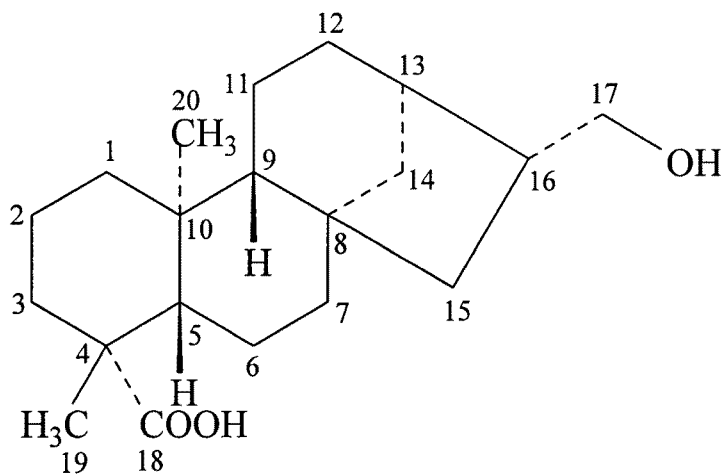
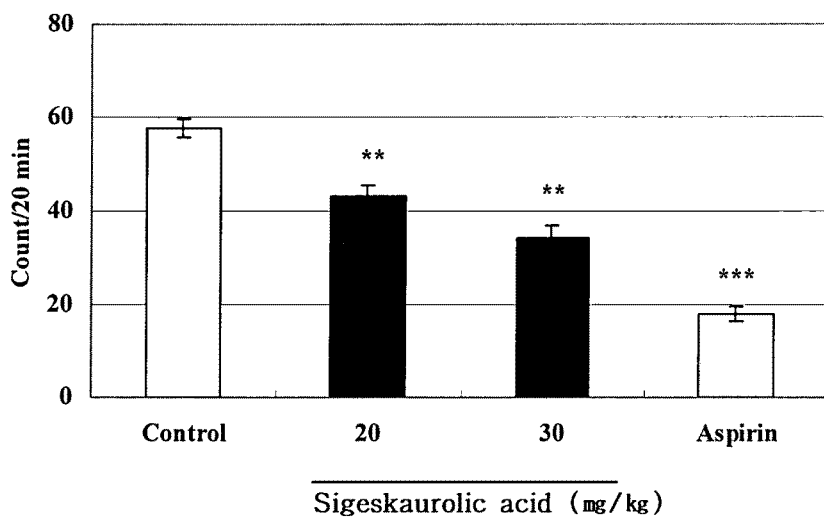


Fig. 1. Structure of compound 1 isolated from *S. pubescens*



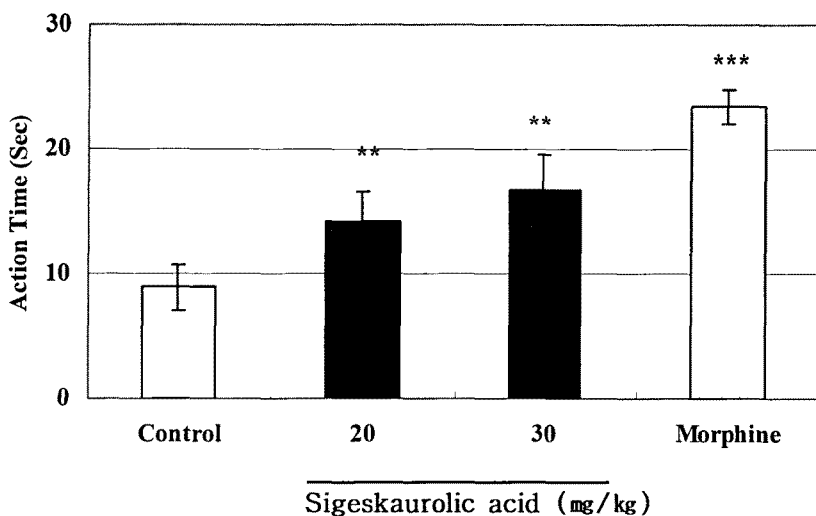


Fig. 2. Antinociceptive effect of siegeskaurolic acid (comp. 1) isolated from the roots of *S. pubescens* by acetic acid-induced writhing and hot plate method in mice.

Methods indicate writhing- (upper), and hot plate tests (down), respectively. Values represent means S.D. (n=10). \* \*\* Astericks indicate the means which are significantly different ( $p < 0.05$  and  $p < 0.01$ ), respectively, from the control.

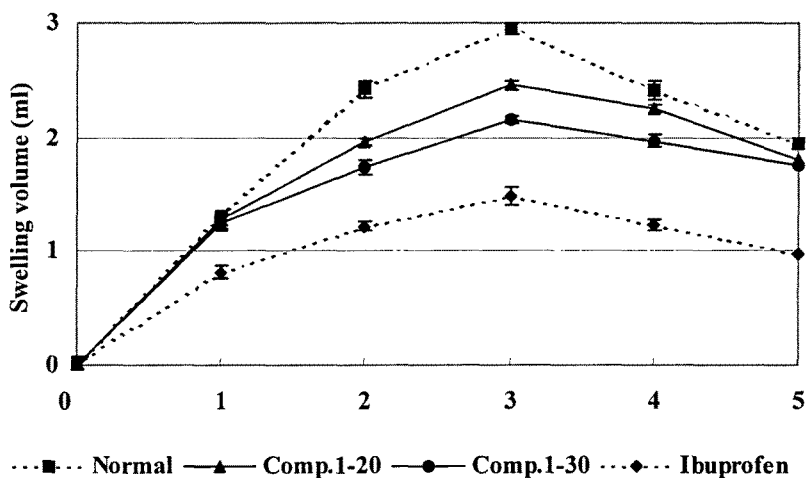


Fig. 3. Effects of siegeskaurolic acid (comp. 1) isolated from the roots of *S. pubescens* on carrageenan-induced paw edema in rats. Values represent means S.D. (n=10).

Table 1. Antinociceptive effect of the MeOH extracts (0-SP, 3-SP, and 9-SP) of *Siegesbeckia pubescens* herbs by acetic acid-induced writhing syndrome and hot-plate test in mice.

Group	Dose (mg/kg, p.o.)	Stretching episodes <sup>1)</sup>		Inhibition (%)	Action time <sup>2)</sup> (sec)		Increase (%)
		(count/20 min)					
Untreated	0	60.6	2.07 <sup>a</sup>	0	8.9	1.33 <sup>e</sup>	0
SP-0	100	57.4	2.41 <sup>b</sup>	5.3	11.6	2.17 <sup>d</sup>	30.3
	200	54.2	2.28 <sup>c</sup>	10.6	12.8	1.20 <sup>c,d</sup>	43.8
SP-3	100	57.8	1.93 <sup>a,b</sup>	4.62	12.0	1.16 <sup>c,d</sup>	34.8
	200	51.0	1.58 <sup>d</sup>	15.8	13.1	1.24 <sup>c,d</sup>	47.2
SP-9	100	48.0	1.59 <sup>e</sup>	20.8	13.0	1.09 <sup>c,d</sup>	46.1
	200	41.0	3.16 <sup>f</sup>	32.3	13.8	1.48 <sup>c,d</sup>	55.1
Aspirin	100	18.0	1.58 <sup>h</sup>	70.3	NT		-
Morphine	10	NT		-	24.5	2.33 <sup>a</sup>	175

<sup>1)</sup>, <sup>2)</sup>Methods indicate writhing-, and hot plate tests, respectively. NT (not tested). Values represent means S.D. (n=10). Values sharing the same superscript letter are not significantly different each other (p<0.05) by Duncan's multiple range test.

Table 2 Inhibitory effect of the MeOH extracts (SP-0, SP-3, and SP-9) of *Siegesbeckia pubescens* herbs on carrageenan-induced edema of the hind paw in rats

Group	mg/kg (p.o)	1 h	2 h	3 h	4 h	5 h
		ml				
Untreated	0	1.290.08 <sup>t</sup>	2.420.06 <sup>de</sup>	2.990.07 <sup>a</sup>	2.410.05 <sup>de</sup>	1.950.08 <sup>lm</sup>
SP-0	100	1.280.07 <sup>t</sup>	2.210.05 <sup>jk</sup>	2.760.08 <sup>b</sup>	2.380.03 <sup>def</sup>	1.900.05 <sup>imno</sup>
	200	1.300.09 <sup>t</sup>	2.170.03 <sup>k</sup>	2.650.04 <sup>c</sup>	2.310.07 <sup>figh</sup>	1.870.07 <sup>mno</sup>
SP-3	100	1.250.03 <sup>t</sup>	2.300.07 <sup>ghj</sup>	2.700.05 <sup>bc</sup>	2.360.06 <sup>efis</sup>	1.920.06 <sup>lmn</sup>
	200	1.270.07 <sup>t</sup>	2.240.04 <sup>hjk</sup>	2.610.03 <sup>c</sup>	2.270.05 <sup>sthy</sup>	1.850.07 <sup>mno</sup>
SP-9	100	1.280.04 <sup>t</sup>	2.200.06 <sup>k</sup>	2.650.07 <sup>c</sup>	2.310.08 <sup>gh</sup>	1.830.04 <sup>nopqr</sup>
	200	1.260.02 <sup>t</sup>	1.980.04 <sup>l</sup>	2.470.05 <sup>d</sup>	2.250.04 <sup>hjk</sup>	1.800.07 <sup>pqr</sup>
Ibuprofen	100	0.820.03 <sup>v</sup>	1.220.05 <sup>t</sup>	1.490.04 <sup>s</sup>	1.230.08 <sup>t</sup>	0.970.05 <sup>u</sup>

Values represent means S.D. (n=10). Values sharing the same superscript letter are not significantly different each other (p<0.05) by Duncan's multiple range test.